LAKE HOUSTON REDEVELOPMENT AUTHORITY

JOINT MEETING OF THE BOARDS OF DIRECTORS

SEPTEMBER 24, 2026

BOARD PACKET

REINVESTMENT ZONE NUMBER TEN
CITY OF HOUSTON, TEXAS

AGENDA FOR JOINT MEETING OF THE BOARD OF DIRECTORS OF THE LAKE HOUSTON REDEVELOPMENT AUTHORITY AND REINVESTMENT ZONE NUMBER TEN, CITY OF HOUSTON, TEXAS (LAKE HOUSTON ZONE)

Notice is hereby given that the Board of Directors of Lake Houston Redevelopment Authority (Authority), and Tax Increment Reinvestment Zone Number Ten, Lake Houston Zone (Zone), will hold a joint meeting on **September 24, 2026,** at 8:00 a.m., at the Kingwood Community Center, 4102 Rustic Woods Drive, Kingwood, Texas 77345, and is open to the public, to consider, discuss and adopt such orders, resolutions or motions, and take direct or indirect actions as may be necessary, convenient, or desirable with respect to the following matters:

1. Establish quorum and call to order.
2. Approve minutes from last meeting.
3. Comments from Council District E, Council Member Fred Flickinger.
4. Receive public comments.
5. Financial and bookkeeping matters, including acceptance of the Financial Report, and approving the payment of bills including:
    a. Tax Year 2025 Developer Reimbursement Payments.
6. Adopt Annual Audit of the Authority for Fiscal Year ending June 30, 2026.
7. Resolution approving a contingent fee contract with Orrick, Herrington & Sutcliffe LLP for bond counsel services.
    a. Pursuant to Texas Government Code Section 2254.1036, the following written notice is given to the public: The Lake Houston Redevelopment Authority (the "Authority") proposes to engage Orrick, Herrington & Sutcliffe LLP ("Orrick") as bond counsel to provide legal services in connection with the issuance of bonds, notes, and other obligations. Orrick is a full-service firm that includes a top-ranked national public finance practice and has the necessary competence, qualification and experience to serve as bond counsel for the Authority. Orrick has no relationship with the Authority other than in connection with the proposed provision of legal services. The engagement of Orrick is in the best interest of the Authority because the Authority does not employ attorneys and/or supporting personnel with the necessary specialized experience in public finance, federal tax, and securities law. Furthermore, such legal services cannot be reasonably obtained from attorneys in private practice for the payment of hourly fees without contingency because the industry standard for legal services in public finance matters is to use a contingent fixed-fee arrangement, where such fees are payable solely out of the proceeds of the securities. Entering a contingent fee contract for bond counsel legal services allows the Authority to have certainty of its costs prior to the issuance of obligations and avoids the need to pay legal fees in connection with obligations unless the transaction successfully closes.
8. Report on Northpark Drive Overpass (T-1013) Project, including approving task orders, pay estimates, change orders, and final acceptance including:
    a. Change Order No. 13 consisting of five items including removal of existing cased and grouted storm water pipe, offsite connect of drainage system connections to Northpark storm sewer, installation of force main access at Mermaid Car Wash, reduction of contract quantity for Item WM 09, reduction of contract quantity for Item WM 23, in an amount not to exceed $14,188.24.
9. Report on Northpark Drive Reconstruction (T-1014) Project, including approving task orders, pay estimates, change orders, and final acceptance including:
    a. TxDOT Memorandum: Environmental Review for Early Acquisition Montgomery County Northpark Drive: From Russel Palmer to Harris County Line CSJ: 0912-37-245.
    b. TxDOT Memorandum: Environmental Review for Early Acquisition Harris County Northpark Drive: From Montgomery County Line to Woodland Hills Drive CSJ: 0912-72-618.
10. Report on Regional Detention Basin (T-1015) Project,

11. Receive presentations, reports, or updates from the Directors, consultants, City of Houston Staff, or others regarding development in the Authority and the Zone and implementation of Project Plan and Reinvestment Zone Financing Plan.
12. Discuss the meeting schedule including date and time of next meeting for **Thursday November 12, 2026, at 8:00 a.m**.
13. Convene in Executive Session pursuant to section 551.087, Texas Government Code, to receive advice from legal counsel and discuss matters relating to pending or contemplated litigation, personnel matters, gifts and donations, real estate transactions, the deployment, or specific occasions for the implementation of security personnel or devices and
14. Reconvene in the Open Session and authorize appropriate action regarding economic development negotiations advice from legal counsel and discuss matters relating to pending or contemplated litigation, personnel matters, gifts and donations, real estate transactions, the deployment, or specific occasions for the implementation of security personnel or devices and or economic development negotiations.

_____
Ralph De Leon, Administrator for the Authority

An electronic copy of the Agenda and Board Packet can be found at: info@lhra.com

TAB

TWO

LAKE HOUSTON REDEVELOPMENT AUTHORITY AND
TAX INCREMENT REINVESTMENT ZONE NUMBER TEN,
CITY OF HOUSTON, TEXAS
JOINT BOARD OF DIRECTORS MEETING

August 13, 2026

The Board of Directors (the "Board") of both the Lake Houston Redevelopment Authority (the "Authority") and the Tax Increment Reinvestment Zone Number Ten, City of Houston, Texas (the "Zone") met at 8:00 a.m., at the Kingwood Community Center, 4102 Rustic Woods Drive, Kingwood, Texas 77345, and was open to the public, to consider, discuss and adopt such orders, resolutions or motions, and take direct or indirect actions as may be necessary, convenient, or desirable with respect to the following matters:

Vacant	Position 1
Casey Christman	Position 2, Secretary
Philip Ivy	Position 3, Vice Chair
Tom Broad	Position 4, Chairman
Aimee Bertrand	Position 5
Martin Basaldua	Position 6,
William Beattie	Position 7, Treasurer

and all the above were present, thus constituting a quorum.

Also attending the meeting were, District E Council Member ("CM") Fred Flickinger, Duston Hodges, Daniela Perez, and Andrew Buster of the City of Houston (the "City"); Ralph De Leon of TIFWorks LLC; Kelly Cashman of Hunton Andrews Kurth LLP; Joel Salinas of HNTB Corporation; Cory Burton of Burton Accounting; Taylor Gray, Tommy Artz of Cobb Fendley & Associates; Brian Gibson and Brett Guilot of Friendswood Development Corporation; Patti Knudson Jointer of Knudson & Associates; Matt Gutzwiller of EHRA Engineering; Jake Terry of RBC Capital Markets; Joe Morrow of Hilltop Securities; Dee Price of Kingwood Service Association; Mongomery County Municipal Utility District 98 President Andy Rodriguez; Tara Broc of Kingsmill HOA and MUD 98; Kingwood Residents and Business Owners Jerry Foley, Adam Kupstas, Jerry Higgins and Bob Rehak.

1. **Establish quorum and call to order. Director Broad conducted roll call and determined a quorum of the Board was present.** The meeting was convened to Order at 8:00 a.m.

2. **Approve minutes from last meeting.** After review and discussion, Director Ivy motioned to adopt the Minutes from June 11, 2026, Board of Directors meeting, which was seconded by Director Basaldua, and which passed by unanimous vote.

3. **Comments from Council District E, City Council Member Fred Flickinger.** CM Flickinger reported that the City had approved funding for purchase of a Tract of land

needed to construct the new Fire Station on Kingwood Drive. The new Fire Station will replace two existing Fire Stations, one subject to repeated inundation located in Forest Cove and an existing antiquated Fire Station on Kingwood Drive. Additionally, CM Flickinger noted the new Fire Station would be the first Fire Station built by the City in Kingwood; and added construction funding will need to be secured in the future. CM Flickinger noted ongoing efforts working with private utility companies cataloging existing facilities located randomly on public green space. Finally, CM Flickinger announced the Lake Houston Dredging District was having its first public meeting, schedule to be held at 11:00 a.m., Monday, August 24, 2026, at the Partnership Lake Houston Offices.

4. **Receive public comments.** Mr. Rodriguez of MUD98 inquired about the status of streetlights and the traffic signal at the intersection of Russel Palmer and Northpark Drive. Mr. Higgins inquired about the status of Phase 2 Northpark, inquired about what provisions were included in the project related to flood water mitigation needs further downstream on the Kingwood Diversion Ditch.

5. **Financial and bookkeeping matters, including acceptance of the Financial Report, and approving the payment of bills including:** Mr. Burton provided an overview of the Financial Statements and current expenditures including T-1013 Pay Application No. 34.
   a. **Payment Advice dated June 23, 2026, in the amount of $8,741,613.91.** Mr. De Leon reported the Authority had received the Tax Year 2025 increment payment from the City.
   b. **Installment Arbitrage Rebate Report for Period Ending June 29, 2026.**
      i. **Yield Reduction and Arbitrage Rebate Payment in the amount of $763,159.69 due to the IRS on or before August 28, 2026.** Mr. De Leon reported the Authority had paid the arbitrage payment, related to Series 2021 Bond proceeds, to the IRS.

After review and discussion Director Bertrand motion to pay current expenditures, ratify expenditure made during the previous period, and ratify the arbitrage payment to the IRS, which was seconded by Director Beattie, and which passed by unanimous vote.

6. **Report on Northpark Drive Overpass (T-1013) Project, including approving task orders, pay estimates, change orders, and final acceptance including:**
   a. **Change Order No. 12 consisting of two items including: replacement of existing pedestrian signal pole damaged in vehicular accident at Northpark Drive and IH-69 Southbound Frontage Road, and the addition of a traffic signal power disconnect at the Northpark / Russel Palmer traffic signal, in an amount not to exceed $12,957.19**. Mr. Artz and Mr. De Leon provided an overview of Change Order No. 12. After review and discussion Director Basaldua motioned to approve Change Order No. 12, which was seconded by Director Ivy, and which passed by unanimous vote.
   b. **Owner's Ratification of Plats.**
      i. **Northpark Enclave, a Millrose Property Texas LLC development.** Mr. De Leon reported that the Authority had purchased a Tract of Land, needed for the

expansion of Northpark Drive right-of-way, from Friendswood Development Company. Friendswood's former subsidiary Millrose Property now desires to construct a subdivision on a Tract of Land located immediately adjacent and north of the Authority property. Millrose Property desires to submit an Amended Plat for the subdivision to Montgomery County. The Plat documents require the Authority to execute an Owners Ratification of Plats, approving the construction of a driveway entryway from the subdivision property, across Authority property to the existing roadway easement of Northpark Drive. After review and discussion Director Ivy motioned to authorize execution of the Owners Ratification of Plats, which was seconded by Director Basaldua, and which passed by unanimous vote.

7. **Report on Northpark Drive Reconstruction (T-1014) Project, including approving task orders, pay estimates, change orders, and final acceptance.** Mr. Salinas reported HNTB continued to finalize the comprehensive drainage study and submitted a draft to TxDOT. Once comments are received from TxDOT, the document will be submitted to Harris County Flood Control District for subsequent review. Mr. Salinas also noted the Amended STIP had not been adopted by the Federal Highway Administration, thus the final Environmental Clearance Letter had not yet been received.

8. **Report on Northpark Drive Regional Detention Basin (T-1015) Project, including approving task orders, pay estimates, change orders, and final acceptance.** Mr. De Leon, in response to questions received during Public Comments, described the basin and various flood control elements, including two weirs planned to be constructed on both the Kingwood Diversion Ditch channel and on Ben's Branch immediately north of the stream crossing at Northpark Drive. Additionally, Mr. De Leon noted the Northpark Drive Reconstruction (T-1014) Project required approximately 14-acre feet of detention for Project mitigation; however, the Authority upon field investigation discovered sufficient property was available at the confluence of the Kingwood Diversion Ditch and Ben's Branch to construct a 90-acre detention basin, thus a significant flood mitigation component was being added to the Northpark Drive Project(s) that was not originally anticipated.

9. **Receive presentations, reports, or updates from the Directors, consultants, City of Houston Staff, or others regarding development in the Authority and the Zone and implementation of Project Plan and Reinvestment Zone Financing Plan including:**

   a. Tax Year 2025 (Fiscal Year 2026) City and ISD Increment Transfer to TIRZ Schedule. Mr. De Leon noted the Authority annually publishes the tax year increment transfer schedule to the various Zones in response to a request by a former Council Member; and the information was included in the Board Packet to those who desired to review it.

10. **Discuss the meeting schedule including date and time of next meeting for Thursday, August 13, 2026, at 8:00 a.m.** Director Broad reminded the Board that the September Board meeting is being held on the fourth Thursday of the month to allow for preparation of the Audit. The next regularly scheduled Board meeting will be held on Thursday, September 24, 2026.

11. **Convene in Executive Session pursuant to section 551.087, Texas Government Code, to receive advice from legal counsel and discuss matters relating to pending or**

contemplated litigation, personnel matters, gifts and donations, real estate transactions, the deployment, or specific occasions for the implementation of security personnel or devices and or economic development negotiations. The Board did not convene into Executive Session.

12. **Reconvene in the Open Session and authorize appropriate action regarding economic development negotiations advice from legal counsel and discuss matters relating to pending or contemplated litigation, personnel matters, gifts and donations, real estate transactions, the deployment, or specific occasions for the implementation of security personnel or devices and or economic development negotiations.**

13. **Adjourn.** At 8:55 a.m. Director Betrand, motioned to adjourn, which was seconded by Director Beattie, and which passed by unanimous vote.

_____

Secretary, Board of Directors

TAB

FIVE

MUNICIPAL ACCOUNTS
& CONSULTING, L.P.

Lake Houston
Redevelopment Authority

Bookkeeper's Report

September 24, 2026

1281 Brittmoore Road Å Houston, Texas 77043 Å Phone: 713.623.4539 Å Fax: 713.629.6859

Lake Houston Redevelopment Authority

Account Balances

As of September 24, 2026

Financial Institution (Acct Number)	Issue Date	Maturity Date	Interest Rate	Account Balance	Notes
Fund: Operating					
Money Market Funds					
TEXAS CAPITAL BANK (XXXX4012)			3.69%	16,982,505.70	
TEXAS CLASS (XXXX2345)			3.58%	2,396.89	
Checking Account(s)					
TEXAS CAPITAL BANK (XXX1785)			0.00%	6,565.38	
			Totals for Operating Fund:	**$16,991,467.97**	
Fund: Debt Service					
Checking Account(s)					
REGIONS BANK (XXXX2442)			3.60%	4,042.80	Regions Pledged Revenue
REGIONS BANK (XXXX2443)			3.60%	2,658,317.96	Regions Debt Service
REGIONS BANK (XXXX2444)			3.60%	2,699,352.33	Regions Debt Serv Reserve
			Totals for Debt Service Fund:	**$5,361,713.09**	
			Grand Total for Lake Houston Redevelopment Authority:	**$22,353,181.06**	

Lake Houston Redevelopment Authority

Cash Flow Report - Texas Capital Operating Account

As of September 24, 2026

Num	Name	Memo	Amount	Balance
BALANCE AS OF 08/14/2026				$6,075.71
Receipts				
	Wire Transfer from Money Market		2,000,000.00	
	Wire Transfer from Money Market		2,912,000.00	
Total Receipts				4,912,000.00
Disbursements				
5062	Gene R. Mendel/Classic Contractor	2026 Developer Payment	(201,814.38)	
5063	Meritage Homes of Texas LLC	2026 Developer Payment	(407,294.47)	
5064	Riverpoint Village Partners LLC	2026 Developer Payment	(63,900.06)	
5065	Skymark Development Company Inc.	2026 Developer Payment	(353,465.02)	
5066	Stratus Kingwood Place LP	2026 Developer Payment	(386,701.31)	
ACH	Cobb, Fendley & Associates, Inc.	Northpark Drive Overpass CM & Inspection	(80,650.26)	
ACH	Equitax Inc	Land Value Evaluation	(1,425.00)	
ACH	Harper Brothers Construction, LLC	Northpark Drive Overpass Project	(1,617,047.57)	
ACH	HNTB Corporation	Engineering Fees	(200,018.76)	
ACH	Hunton Andrews Kurth LLP	Legal Fees	(34,544.99)	
ACH	Municipal Accounts & Consulting, L.P.	Bookkeeping Fees	(5,715.73)	
ACH	O.R. Colan Associates, LLC	Northpark Phase II Easement Aquisistion	(5,000.00)	
ACH	TIFWorks LLC	Basic Services	(55,783.19)	
ACH	Lovett Commercial	2026 Developer Payment	(275,001.52)	
ACH	Friendswood Development Co LLC	2026 Developer Payment	(1,223,106.55)	
Bnk Chrg	Texas Capital Bank	Service Charge on Texas Capital Operating	(41.52)	
Total Disbursements				(4,911,510.33)
BALANCE AS OF 09/24/2026				$6,565.38

TEXAS CAPITAL BANK - #XXXX1785

Lake Houston Redevelopment Authority

Cash Flow Report - Regions Debt Service Account

As of September 24, 2026

Num	Name	Memo	Amount	Balance
BALANCE AS OF 08/14/2026				$2,652,310.26
Receipts				
	Interest Earned on Regions DSF		6,007.70	
Total Receipts				6,007.70
Disbursements				
	No Disbursements Activity		0.00	
Total Disbursements				0.00
BALANCE AS OF 09/24/2026				$2,658,317.96

REGIONS BANK - #XXXX2443

Lake Houston Redevelopment Authority

Cash Flow Report - Regions Debt Serv Reserve Account

As of September 24, 2026

Num	Name	Memo	Amount	Balance
BALANCE AS OF 08/14/2026				$2,691,285.56
Receipts				
	Interest Earned on Regions Debt Service Reserve		8,066.77	
Total Receipts				8,066.77
Disbursements				
	No Disbursements Activity		0.00	
Total Disbursements				0.00
BALANCE AS OF 09/24/2026				$2,699,352.33

REGIONS BANK - #XXXX2444

Lake Houston Redevelopment Authority

Actual vs. Budget Comparison

	August 2026			July 2026 - August 2026			
	Actual	Budget	Variance	Actual	Budget	Variance	Annual Budget
Ordinary Revenue/ Expense							
Revenues							
Incremental Property Tax Revenue							
City Tax Revenue	0	0	0	0	0	0	9,461,151
ISD Tax Revenue	0	0	0	0	0	0	15,259,756
Other interest Income							
Interest Income - COH TIRZ	0	0	0	0	0	0	4,000
Interest Income - Operations	61,568	47,000	14,568	123,185	94,001	29,185	564,006
Interest Income - DSF	14,086	11,750	2,336	22,291	23,500	(1,210)	141,001
Total Revenues	75,654	58,751	16,904	145,476	117,501	27,975	25,429,914
Expenses							
Program and Project Consultants							
Engineering Consultants	0	4,167	(4,167)	0	8,333	(8,333)	50,000
Legal Fees	0	8,333	(8,333)	3,796	16,667	(12,871)	100,000
TIRZ Admin and Overhead							
Accounting	5,655	5,000	655	10,561	10,000	561	60,000
Administrative Salaries	55,664	15,833	39,830	71,577	31,667	39,910	190,000
Auditor	0	0	0	0	0	0	20,000
Tax Consultants	1,425	0	1,425	15,933	15,000	933	15,000
Insurance	0	0	0	0	0	0	6,500
Office Administration	181	833	(653)	555	1,667	(1,111)	10,000
Bank Service Charges	42	0	42	4,276	0	4,276	0
Total Expenses	62,965	34,167	28,799	106,699	83,333	23,365	451,500
Total Ordinary Revenues/ Expenses	12,689	24,584	(11,895)	38,778	34,168	4,610	24,978,414
Other Revenues/ Expenses							
Extra Ordinary Revenue							
Assigned Surplus	0	0	0	0	0	0	18,784,650
Proceeds from Bank Loan	4,000,000	4,000,000	0	4,000,000	4,000,000	0	12,000,000
Total Extra Ordinary Revenue	4,000,000	4,000,000	0	4,000,000	4,000,000	0	30,784,650
TIRZ Capital Expenses							
T-1013 Northpark Dr Overpass Pr	1,702,155	1,702,155	0	3,295,272	3,295,272	(0)	22,777,146
T-1014A Northpark Drive	0	0	0	127,707	127,707	0	2,950,433
T-1014B Northpark Drive	0	0	0	96,896	96,896	0	2,367,864
T-1015 Northpark Reg Detention	0	0	0	56,991	56,991	0	4,384,844
T-1099 Concrete Panel Program	0	0	0	0	0	0	90,000
Total TIRZ Capital Expenses	1,702,155	1,702,155	0	3,576,866	3,576,866	0	32,570,287
Developer/ Project Reimbursement							
Friendswood - Royal Brook	0	0	0	0	0	0	1,442,196
Holley-Gunlganti	0	0	0	0	0	0	6,014
Classic Contractors	0	0	0	0	0	0	256,005
Amvest-Skylark	0	0	0	0	0	0	378,974
Riverpoint Village	0	0	0	0	0	0	79,747
Meritage	0	0	0	0	0	0	385,928
Mainstreet - Lovett	0	0	0	0	0	0	311,335
Stratus Kingwood Place	0	0	0	0	0	0	452,374
Total Developer/ Project Reimbursement	0	0	0	0	0	0	3,312,573
Debt Service							
Arbitrage	763,160	763,160	0	763,160	763,160	(0)	1,000,000
Bond Principal	0	0	0	0	0	0	1,205,000
Bond Interest	0	0	0	0	0	0	1,447,150
Loan Interest	0	0	0	0	0	0	135,000
Total Debt Service	763,160	763,160	0	763,160	763,160	(0)	3,787,150
Transfers							
ISD Educational Facilities	0	0	0	0	0	0	15,259,756
City Admin Fees	0	0	0	0	0	0	473,058
Municipal Services	0	0	0	0	0	0	360,240
Total Transfers	0	0	0	0	0	0	16,093,054
Total Other Revenues/ Expenses	(1,534,685)	(1,534,685)	0	340,026	340,026	(0)	24,978,414
Net Income	1,547,374	1,559,269	(11,895)	(301,248)	(305,858)	4,610	0

Lake Houston Redevelopment Authority

Balance Sheet

As of August 31, 2026

	Aug 31, 26	
ASSETS		
Current Assets		
Checking/Savings		
11101 Ł Texas Capital Operating		6,034
31301 Ł Regions Debt Service		2,658,318
31302 Ł Regions Debt Serv Reserve		2,699,352
Total Checking/Savings		5,363,704
Other Current Assets		
1 Operating		
11201 Ł Texas Class	2,397	
11202 Ł Texas Capital MM	21,894,506	
Total 1 Operating		21,896,903
3 Debt Service		
31303 Ł Regions Pledged Revenue	4,043	
Total 3 Debt Service		4,043
Total Other Current Assets		21,900,945
Total Current Assets		27,264,650
Other Assets		
31100 Ł To Be Provided for Bonded Debt		41,805,000
Total Other Assets		41,805,000
TOTAL ASSETS		69,069,650
LIABILITIES & EQUITY		
Liabilities		
Current Liabilities		
Accounts Payable		
12101 Ł Accounts Payable		2,000,186
Total Accounts Payable		2,000,186
Other Current Liabilities		
Other Current Liabilities		
12204 Ł Retainage Payable	2,214,635	
Total Other Current Liabilities		2,214,635
Total Other Current Liabilities		2,214,635
Total Current Liabilities		4,214,820
Long Term Liabilities		
Long Term Liabilities		
32301 Ł Bonds Payable - Series 2021	41,805,000	
Total Long Term Liabilities		41,805,000
Total Long Term Liabilities		41,805,000
Total Liabilities		46,019,820
Equity		
13101 Ł Fund Balance		23,351,078
Net Income		(301,248)
Total Equity		23,049,830

Lake Houston Redevelopment Authority

Balance Sheet

As of August 31, 2026

	Aug 31, 26
TOTAL LIABILITIES & EQUITY	69,069,650

Lake Houston Redevelopment Authority

Tax Increment Reinvestment Zone Debt Service Payments

09/24/2026 - 9/30/2027

Paying Agent	Series	Date Due	Date Paid	Principal	Interest	Total Due
Debt Service Payment Due 03/01/2027						
Regions Bank	2021 - Contract	3/1/2027		0.00	708,512.50	708,512.50
			Total Due 03/01/2027	**0.00**	**708,512.50**	**708,512.50**
Debt Service Payment Due 09/01/2027						
Regions Bank	2021 - Contract	9/1/2027		1,265,000.00	708,512.50	1,973,512.50
			Total Due 09/01/2027	**1,265,000.00**	**708,512.50**	**1,973,512.50**
			TIRZ Total	**$1,265,000.00**	**$1,417,025.00**	**$2,682,025.00**

Lake Houston Redevelopment Authority

Profit & Loss Detail

July 2026 through June 2027

Date	Num	Name	Memo	Debit	Credit	Balance
Ordinary Income/Expense						
Income						
Other Interest Income						
Interest Income - Operations						
07/31/2026	Int		Interest Earned on Texas Capital		61,610.12	61,610.12
07/31/2026	Int		Interest Earned on Texas Class		7.17	61,617.29
08/31/2026	Int		Interest Earned on Texas Capital		61,560.92	123,178.21
08/31/2026	Int		Interest Earned on Texas Class		7.26	123,185.47
Total Interest Income - Operations				0.00	123,185.47	123,185.47
Interest Income - DSF						
07/31/2026	Int		Interest Earned on Regions Pledged Revenue		9.67	9.67
07/31/2026	Int		Interest Earned on Regions Debt Service Reserve		7,777.72	7,787.39
07/31/2026	Int		Interest Earned on Regions DSF		417.17	8,204.56
08/31/2026	Int		Interest Earned on Regions Pledged Revenue		11.55	8,216.11
08/31/2026	Int		Interest Earned on Regions Debt Service Reserve		8,066.77	16,282.88
08/31/2026	Int		Interest Earned on Regions DSF		6,007.70	22,290.58
Total Interest Income - DSF				0.00	22,290.58	22,290.58
Total Other Interest Income				0.00	145,476.05	145,476.05
Proceeds from Bank Loan						
08/19/2026	Recpt	Frost	Frost RLOC Draw No. 2		4,000,000.00	4,000,000.00
Total Proceeds from Bank Loan				0.00	4,000,000.00	4,000,000.00
Total Income				0.00	4,145,476.05	4,145,476.05
Gross Profit				0.00	4,145,476.05	4,145,476.05
Expense						
Project Costs						
Management Consulting Services						
Program & Project Consultants						
Legal Fees						
07/31/2026	131835319	Hunton Andrews Kurth LLP	General Counsel Services	3,796.00		3,796.00
Total Legal Fees				3,796.00	0.00	3,796.00
Total Program & Project Consultants				3,796.00	0.00	3,796.00
TIRZ Admin and Overhead						
Accounting						
07/31/2026	124072	Municipal Accounts & Consulting, L.P.	Bookkeeping Services	4,906.31		4,906.31
08/31/2026	124890	Municipal Accounts & Consulting, L.P.	Bookkeeping Services	5,654.62		10,560.93
Total Accounting				10,560.93	0.00	10,560.93
Administrative Salaries						
07/31/2026	08132026	TIFWorks LLC	Basic Services	15,913.50		15,913.50
07/31/2026	08132026	TIFWorks LLC	Post Agenda			15,913.50
08/31/2026	08312026	TIFWorks LLC	Basic Services	15,913.50		31,827.00
08/31/2026	08312026	TIFWorks LLC	Post Agenda			31,827.00
08/31/2026	08312026AS	TIFWorks LLC	Project Plan Amendment - Addl Services	39,750.00		71,577.00
Total Administrative Salaries				71,577.00	0.00	71,577.00
Tax Consultants						
07/31/2026	65370	Equitax Inc	Tax Consultant - 2026/2027 Annual	14,508.00		14,508.00
08/31/2026	65626	Equitax Inc	Land Value Evaluation	1,425.00		15,933.00
Total Tax Consultants				15,933.00	0.00	15,933.00
Office Administration						
07/31/2026	124072	Municipal Accounts & Consulting, L.P.	Bookkeeping Services	36.08		36.08
07/31/2026	08132026	TIFWorks LLC	Starbucks Board Meeting			36.08
07/31/2026	131835319	Hunton Andrews Kurth LLP	General Counsel Services	338.50		374.58
08/31/2026	124890	Municipal Accounts & Consulting, L.P.	Bookkeeping Services	61.11		435.69
08/31/2026	08312026	TIFWorks LLC	Starbucks Board Meeting	119.69		555.38
Total Office Administration				555.38	0.00	555.38
Bank Service Charges						
07/31/2026	Bnk Chrg	Texas Capital Bank	Service Charge on Texas Capital Operating	203.45		203.45
07/31/2026	Bnk Chrg	Texas Capital Bank	Service Charge - Annual Fee	4,031.25		4,234.70
08/28/2026	Sr 2021 Arb Rebate	United States Treasury	Arbitrage Rebate - Series 2021	763,159.69		767,394.39
08/31/2026	Bnk Chrg	Texas Capital Bank	Service Charge on Texas Capital Operating	41.52		767,435.91
Total Bank Service Charges				767,435.91	0.00	767,435.91
Total TIRZ Admin and Overhead				866,062.22	0.00	866,062.22
Total Management Consulting Services				869,858.22	0.00	869,858.22
TIRZ Capital Expenditures						
T-1013 Northpark Dr Overpass Pr						
07/01/2026	364366	Cobb, Fendley & Associates, Inc.	Northpark Drive Overpass CM & Inspection	72,991.54		72,991.54
07/01/2026	131834629	Hunton Andrews Kurth LLP	T-1013 - Northpark Drive Overpass Project	3,059.50		76,051.04
07/01/2026	131834632	Hunton Andrews Kurth LLP	T-1013 - Northpark Drive Overpass Project - Harper Brothers Const.	15,512.66		91,563.70
07/01/2026	048-65885-CN-001	HNTB Corporation	Northpark CEI	9,589.10		101,152.80
07/01/2026	069-65885-PL-002	HNTB Corporation	NorthPark TO2 - Project Management	259.20		101,412.00
07/01/2026	069-65885-DS-001	HNTB Corporation	NorthPark TO2 - Final Design	6,723.94		108,135.94
07/01/2026	069-65885-PL-001	HNTB Corporation	NorthPark TO2 - On-Call	6,692.46		114,828.40
07/31/2026	Earnest Money	Texas American Title Company	Northpark Dr Overpass Land Aquisition	1,000.00		115,828.40
07/31/2026	Pay Estimate 36	Harper Brothers Construction, LLC	Northpark Drive Overpass Project	1,308,258.73		1,424,087.13
07/31/2026	365491	Cobb, Fendley & Associates, Inc.	Northpark Drive Overpass CM & Inspection	80,650.26		1,504,737.39
07/31/2026	131835221	Hunton Andrews Kurth LLP	T-1013 - Northpark Drive Overpass Project	8,800.50		1,513,537.89
07/31/2026	131835224	Hunton Andrews Kurth LLP	T-1013 - Northpark Drive Overpass Project - Harper Brothers Const.	15,246.49		1,528,784.38
07/31/2026	049-65885-CN-001	HNTB Corporation	Northpark CEI	7,653.72		1,536,438.10
07/31/2026	070-65885-PL-002	HNTB Corporation	NorthPark TO2 - Project Management	56,678.28		1,593,116.38
08/31/2026	Pay Estimate 37	Harper Brothers Construction, LLC	Northpark Drive Overpass Project	1,702,155.33		3,295,271.71
Total T-1013 Northpark Dr Overpass Pr				3,295,271.71	0.00	3,295,271.71
T-1014A Northpark Drive						
07/01/2026	131834631	Hunton Andrews Kurth LLP	T-1014 – Phase II Northpark Drive (Montgomery County)	12,997.00		12,997.00
07/01/2026	063-65885-PL-003	HNTB Corporation	Montgomery County	2,590.32		15,587.32
07/01/2026	063-65885-DS-002	HNTB Corporation	Montgomery County	54,949.03		70,536.35
07/31/2026	131835223	Hunton Andrews Kurth LLP	T-1014 – Phase II Northpark Drive (Montgomery County)	3,316.00		73,852.35
07/31/2026	064-65885-PL-003	HNTB Corporation	Montgomery County	2,334.96		76,187.31
07/31/2026	064-65885-DS-002	HNTB Corporation	Montgomery County	49,019.75		125,207.06
07/31/2026	TX1777.000-0000001	O.R. Colan Associates, LLC	Northpark Phase II	1,250.00		126,457.06
07/31/2026	TX1777.000-0000002	O.R. Colan Associates, LLC	Northpark Phase II	1,250.00		127,707.06
Total T-1014A Northpark Drive				127,707.06	0.00	127,707.06
T-1014B Northpark Drive						

Lake Houston Redevelopment Authority

Profit & Loss Detail

July 2026 through June 2027

Date	Num	Name	Memo	Debit	Credit	Balance
07/01/2026	131834630	Hunton Andrews Kurth LLP	T-1014 – Phase II Northpark Drive (Harris County)	12,997.00		12,997.00
07/01/2026	063-65885-PL-003	HNTB Corporation	Harris County	2,290.08		15,287.08
07/01/2026	063-65885-DS-002	HNTB Corporation	Harris County	36,632.77		51,919.85
07/31/2026	131835222	Hunton Andrews Kurth LLP	T-1014 – Phase II Northpark Drive (Harris County)	3,047.50		54,967.35
07/31/2026	064-65885-PL-003	HNTB Corporation	Harris County	6,750.00		61,717.35
07/31/2026	064-65885-DS-002	HNTB Corporation	Harris County	32,678.75		94,396.10
07/31/2026	TX1777.000-0000001	O.R. Colan Associates, LLC	Northpark Phase II	1,250.00		95,646.10
07/31/2026	TX1777.000-0000002	O.R. Colan Associates, LLC	Northpark Phase II	1,250.00		96,896.10
	Total T-1014B Northpark Drive			96,896.10	0.00	96,896.10
	T-1015 Northpark Reg Detention					
07/01/2026	004-65885-DS-003	HNTB Corporation	Northpark Drive Detention Basin Project	12,087.86		12,087.86
07/31/2026	005-65885-DS-003	HNTB Corporation	Northpark Drive Detention Basin Project	44,903.30		56,991.16
	Total T-1015 Northpark Reg Detention			56,991.16	0.00	56,991.16
	Total TIRZ Capital Expenditures			3,576,866.03	0.00	3,576,866.03
	Developer/Project Reimbursement					
	Friendswood - Royal Brook					
09/30/2026	2026 Developer Pay	Friendswood Development Co LLC	2026 Developer Payment - ONSITE Jurs: 585	224,900.51		224,900.51
09/30/2026	2026 Developer Pay	Friendswood Development Co LLC	2026 Developer Payment - OFFSITE Jurs: 585	10,954.25		235,854.76
09/30/2026	2026 Developer Pay	Friendswood Development Co LLC	2026 Developer Payment - ONSITE Jurs: 858	987,251.79		1,223,106.55
	Total Friendswood - Royal Brook			1,223,106.55	0.00	1,223,106.55
	Classic Contractors					
09/30/2026	2026 Developer Pay	Gene R. Mendel/Classic Contractor	2026 Developer Payment Jurs Code 580	201,814.38		201,814.38
	Total Classic Contractors			201,814.38	0.00	201,814.38
	Amvest-Skylark					
09/30/2026	2026 Developer Pay	Skymark Development Company Inc.	2025 Developer Payment Jurs. Code 580	353,465.02		353,465.02
	Total Amvest-Skylark			353,465.02	0.00	353,465.02
	Riverpoint Village					
09/30/2026	2026 Developer Pay	Riverpoint Village Partners LLC	2026 Developer Payment Jurs Code 580	63,900.06		63,900.06
	Total Riverpoint Village			63,900.06	0.00	63,900.06
	Meritage					
09/30/2026	2026 Developer Pay	Meritage Homes of Texas LLC	2026 Developer Payment Jurs Code 580	407,294.47		407,294.47
	Total Meritage			407,294.47	0.00	407,294.47
	Mainstreet - Lovett					
09/30/2026	2026 Developer Pay	Lovett Commercial	2025 Developer Payment Jurs. Code 858	275,001.52		275,001.52
	Total Mainstreet - Lovett			275,001.52	0.00	275,001.52
	Stratus Kingwood Place					
09/30/2026	2026 Developer Pay	Stratus Kingwood Place LP	2026 Developer Payment Jurs Code 926	386,701.31		386,701.31
	Total Stratus Kingwood Place			386,701.31	0.00	386,701.31
	Total Developer/Project Reimbursement			2,911,283.31	0.00	2,911,283.31
	Total Project Costs			7,358,007.56	0.00	7,358,007.56
	Total Expense			7,358,007.56	0.00	7,358,007.56
	Net Ordinary Income			7,358,007.56	4,145,476.05	-3,212,531.51
	Net Income			7,358,007.56	4,145,476.05	-3,212,531.51

Lake Houston Redevelopment Authority
Unpaid Bills Detail
As of September 10, 2026

Type	Date	Num	Memo	Open Balance
Cobb, Fendley & Associates, Inc.				
Bill	07/31/2026	365491	Northpark Drive Overpass CM & Inspection	80,650.26
Total Cobb, Fendley & Associates, Inc.				80,650.26
Equitax Inc				
Bill	08/31/2026	65626	Land Value Evaluation	1,425.00
Total Equitax Inc				1,425.00
Harper Brothers Construction, LLC				
Bill	08/31/2026	Pay Estimate 37	Northpark Drive Overpass Project	1,617,047.57
Total Harper Brothers Construction, LLC				1,617,047.57
HNTB Corporation				
Bill	07/31/2026	005-65885-DS-003	Northpark Drive Detention Basin Project	44,903.30
Bill	07/31/2026	049-65885-CN-001	Northpark CEI	7,653.72
Bill	07/31/2026	064-65885-PL-003	Northpark TO4	9,084.96
Bill	07/31/2026	064-65885-DS-002	Northpark T05	81,698.50
Bill	07/31/2026	070-65885-PL-002	NorthPark TO2 - Project Management	56,678.28
Total HNTB Corporation				200,018.76
Hunton Andrews Kurth LLP				
Bill	07/31/2026	131835221	T-1013 - Northpark Drive Overpass Project	8,800.50
Bill	07/31/2026	131835222	T-1014 – Phase II Northpark Drive (Harris County)	3,047.50
Bill	07/31/2026	131835223	T-1014 – Phase II Northpark Drive (Montgomery County)	3,316.00
Bill	07/31/2026	131835224	T-1013 - Northpark Drive Overpass Project - Harper Brothers Const.	15,246.49
Bill	07/31/2026	131835319	General Counsel Services	4,134.50
Total Hunton Andrews Kurth LLP				34,544.99
Municipal Accounts & Consulting, L.P.				
Bill	08/31/2026	124890	Bookkeeping Services	5,715.73
Total Municipal Accounts & Consulting, L.P.				5,715.73
O.R. Colan Associates, LLC				
Bill	07/31/2026	TX1777.000-0000001	Northpark Phase II	2,500.00
Bill	07/31/2026	TX1777.000-0000002	Northpark Phase II	2,500.00
Total O.R. Colan Associates, LLC				5,000.00
TIFWorks LLC				
Bill	08/31/2026	08312026	Basic Services	16,033.19
Bill	08/31/2026	08312026AS	Project Plan Amendment	39,750.00
Total TIFWorks LLC				55,783.19
TOTAL				2,000,185.50

Lake Houston Redevelopment Authority
Unpaid Bills Detail
As of September 30, 2026

Type	Date	Num	Memo	Open Balance
Friendswood Development Co LLC				
Bill	09/30/2026	2026 Developer Pay	2026 Developer Payment - ONSITE Jurs: 585	224,900.51
Bill	09/30/2026	2026 Developer Pay	2026 Developer Payment - OFFSITE Jurs: 585	10,954.25
Bill	09/30/2026	2026 Developer Pay	2026 Developer Payment - ONSITE Jurs: 858	987,251.79
Total Friendswood Development Co LLC				1,223,106.55
Gene R. Mendel/Classic Contractor				
Bill	09/30/2026	2026 Developer Pay	2026 Developer Payment (Classic)	201,814.38
Total Gene R. Mendel/Classic Contractor				201,814.38
Lovett Commercial				
Bill	09/30/2026	2026 Developer Pay	2026 Developer Payment	275,001.52
Total Lovett Commercial				275,001.52
Meritage Homes of Texas LLC				
Bill	09/30/2026	2026 Developer Pay	2026 Developer Payment (Amvest)	407,294.47
Total Meritage Homes of Texas LLC				407,294.47
Riverpoint Village Partners LLC				
Bill	09/30/2026	2026 Developer Pay	2026 Developer Payment (Amvest)	63,900.06
Total Riverpoint Village Partners LLC				63,900.06
Skymark Development Company Inc.				
Bill	09/30/2026	2026 Developer Pay	2026 Developer Payment (Amvest)	353,465.02
Total Skymark Development Company Inc.				353,465.02
Stratus Kingwood Place LP				
Bill	09/30/2026	2026 Developer Pay	2026 Developer Payment	386,701.31
Total Stratus Kingwood Place LP				386,701.31
TOTAL				2,911,283.31

Invoice

CobbFendley

4424 W Sam Houston Parkway N, Suite 600
Houston, Texas 77041

August 21, 2026
Invoice No: 365491

Lake Houston Redevelopment Authority/TIRZ No. 10
600 Travis, Suite 4200
Houston, TX 77002

Amount Due this Invoice $80,650.26

Project 2615-006-02 Northpark Drive Overpass CM & Inspection

In accordance with industry best practices to help prevent payment fraud, please verify any requests for change in the CobbFendley payment instructions or remittance address through a phone call to Mylinh Diep, Accounting Manager or Rachel Edwards, CFO.

Invoice for period ending July 31, 2026

Task 01 Construction Management & Inspection

Professional Personnel

	Hours	Amount	
Project Manager II	20.00	4,309.40	
Senior Engineer III	5.50	1,662.93	
Project Manager IV	47.50	12,812.65	
Totals	73.00	18,784.98	
Total Labor			**18,784.98**

Budget Amount	**Current**	**Prior**	**To-Date**
Total Billings	18,784.98	69,435.43	88,220.41
Budget			957,510.00
Remaining			869,289.59

Total this Task $18,784.98

Task 02 Construction Inspection

Professional Personnel

	Hours	Amount	
Construction Observer II	161.00	18,257.40	
Totals	161.00	18,257.40	
Total Labor			**18,257.40**

Consultants

CONSULTANT COSTS

7/31/2026	B2Z Engineering, LLC		17,752.03	
	Total Consultants	**1.1 times**	**17,752.03**	**19,527.23**

Budget Amount	**Current**	**Prior**	**To-Date**
Total Billings	37,784.63	110,272.17	148,056.80
Budget			368,223.60
Remaining			220,166.80

Total this Task $37,784.63

Task 03 Construction Material Testing

Consultants

CONSULTANT COSTS

7/31/2026	Geotest Engineering Inc		19,575.28	
	Total Consultants	**1.1 times**	**19,575.28**	**21,532.81**

Budget Amount	**Current**	**Prior**	**To-Date**
Total Billings	21,532.81	58,599.50	80,132.31
Budget			215,715.50
Remaining			135,583.19

Total this Task **$21,532.81**

Task 04 Drone Service

Professional Personnel

		Hours	**Amount**	
Senior Technician II		8.00	1,347.84	
	Totals	8.00	1,347.84	
	Total Labor			**1,347.84**

Budget Amount	**Current**	**Prior**	**To-Date**
Total Billings	1,347.84	3,123.36	4,471.20
Budget			39,270.00
Remaining			34,798.80

Total this Task **$1,347.84**

Task 95 Reimbursables

Unit Billing

Cell Phone Charges			
		1.0 Month @ 100.00	100.00
Laptop and High Speed			
		1.0 Month @ 100.00	100.00
Vehicle Charges			
		1.0 Month @ 1,000.00	1,000.00
	Total Units	**1.0 times**	**1,200.00**	**1,200.00**

Budget Amount	**Current**	**Prior**	**To-Date**
Total Billings	1,200.00	4,800.00	6,000.00
Budget			15,400.00
Remaining			9,400.00

Total this Task **$1,200.00**

Total this Invoice **$80,650.26**

Billing Backup

Friday, August 21, 2026

Cobb, Fendley & Associates, Inc. Invoice 365491 Dated 8/21/2026 3:58:00 PM

Project 2615-006-02 Northpark Drive Overpass CM & Inspection

Task 01 Construction Management & Inspection

Professional Personnel

			Hours		Amount	
Project Manager II						
2191	Gray, Taylor	7/2/2026	4.00	215.47	861.88	
2191	Gray, Taylor	7/9/2026	4.00	215.47	861.88	
2191	Gray, Taylor	7/16/2026	6.00	215.47	1,292.82	
2191	Gray, Taylor	7/23/2026	6.00	215.47	1,292.82	
Senior Engineer III						
0967	Byington, Stephen	7/9/2026	2.00	302.35	604.70	
0967	Byington, Stephen	7/16/2026	2.00	302.35	604.70	
0967	Byington, Stephen	7/28/2026	1.50	302.35	453.53	
Project Manager IV						
1790	Artz, Thomas	7/7/2026	2.00	269.74	539.48	
1790	Artz, Thomas	7/9/2026	3.00	269.74	809.22	
1790	Artz, Thomas	7/10/2026	2.00	269.74	539.48	
1790	Artz, Thomas	7/20/2026	6.00	269.74	1,618.44	
1790	Artz, Thomas	7/21/2026	3.00	269.74	809.22	
1790	Artz, Thomas	7/22/2026	1.50	269.74	404.61	
1790	Artz, Thomas	7/23/2026	7.00	269.74	1,888.18	
1790	Artz, Thomas	7/24/2026	2.00	269.74	539.48	
1790	Artz, Thomas	7/27/2026	4.00	269.74	1,078.96	
1790	Artz, Thomas	7/28/2026	8.00	269.74	2,157.92	
1790	Artz, Thomas	7/29/2026	2.50	269.74	674.35	
1790	Artz, Thomas	7/30/2026	6.50	269.74	1,753.31	
	Totals		73.00		18,784.98	
	Total Labor					**18,784.98**
				Total this Task		**$18,784.98**

Task 02 Construction Inspection

Professional Personnel

			Hours		Amount
Construction Observer II					
2758	McCracken, James	7/2/2026	8.00	113.40	907.20
2758	McCracken, James	7/6/2026	8.00	113.40	907.20
2758	McCracken, James	7/7/2026	4.00	113.40	453.60
2758	McCracken, James	7/8/2026	8.00	113.40	907.20
2758	McCracken, James	7/9/2026	8.00	113.40	907.20
2758	McCracken, James	7/10/2026	8.00	113.40	907.20
2758	McCracken, James	7/13/2026	8.00	113.40	907.20
2758	McCracken, James	7/14/2026	8.00	113.40	907.20
2758	McCracken, James	7/15/2026	8.00	113.40	907.20
2758	McCracken, James	7/16/2026	4.00	113.40	453.60
2758	McCracken, James	7/17/2026	8.00	113.40	907.20
2758	McCracken, James	7/20/2026	8.00	113.40	907.20
2758	McCracken, James	7/22/2026	8.00	113.40	907.20
2758	McCracken, James	7/23/2026	8.00	113.40	907.20

2758	McCracken, James	7/24/2026	8.00	113.40	907.20	
2758	McCracken, James	7/25/2026	9.00	113.40	1,020.60	
2758	McCracken, James	7/27/2026	8.00	113.40	907.20	
2758	McCracken, James	7/28/2026	10.00	113.40	1,134.00	
2758	McCracken, James	7/29/2026	8.00	113.40	907.20	
2758	McCracken, James	7/30/2026	8.50	113.40	963.90	
2758	McCracken, James	7/31/2026	5.50	113.40	623.70	
	Totals		161.00		18,257.40	
	Total Labor					**18,257.40**

Consultants

CONSULTANT COSTS

AP 167357	7/31/2026	B2Z Engineering, LLC / / Invoice: 7852, 8/14/2026		17,752.03	
	Total Consultants		**1.1 times**	**17,752.03**	**19,527.23**
			Total this Task		**$37,784.63**

Task 03 Construction Material Testing

Consultants

CONSULTANT COSTS

AP 166925	7/31/2026	Geotest Engineering Inc / / Invoice: 33474, 8/3/2026		19,575.28	
	Total Consultants		**1.1 times**	**19,575.28**	**21,532.81**
			Total this Task		**$21,532.81**

Task 04 Drone Service

Professional Personnel

			Hours		**Amount**	
Senior Technician II						
0016	Carabajal, Ronnie	7/2/2026	8.00	168.48	1,347.84	
	Totals		8.00		1,347.84	
	Total Labor					**1,347.84**
				Total this Task		**$1,347.84**

Task 95 Reimbursables

Unit Billing

Cell Phone Charges				
		1.0 Month @ 100.00	100.00	
Laptop and High Speed				
		1.0 Month @ 100.00	100.00	
Vehicle Charges				
		1.0 Month @ 1,000.00	1,000.00	
	Total Units	**1.0 times**	**1,200.00**	**1,200.00**
		Total this Task		**$1,200.00**
		Total this Project		**$80,650.26**
		Total this Report		**$80,650.26**

Timesheet Audit Detail

Tuesday, August 18, 2026
4:00:54 PM

Cobb, Fendley & Associates, Inc. 7/5/2026 through 8/2/2026

Project: 2615-006-02 Northpark Drive Overpass CM & Inspection
Employee Name: Artz, Thomas
Timesheet Period: 7/5/2026

Organization **HOU-15** **Posted** **Signed** **Electronically by: Artz, Thomas A 7/1/2026 2:02:04 PM**
Approved **Electronically by: Byington, Stephen L 7/6/2026 10:24:46 AM**

Project	Task	Subtask	Labor Code	Total Hr	Mon 6/29	Tue 6/30	Wed 7/1	Thu 7/2	Fri 7/3	Sat 7/4	Sun 7/5
ETO				15.00			7.00	8.00			
Holiday				8.00					8.00		
2215-014-55	01		62B	2.00	2.00						
2411-024-01	03		62B	.50	.50						
2415-012-01	02		62B	2.50		2.50					
2515-009-01	01		62B	1.00		1.00					
2615-005-01	01		62B	4.50	3.00	1.50					
2615-006-02	01		62B	6.50	3.50	3.00					
DAILY TOTALS				40.00	9.00	8.00	7.00	8.00	8.00		

Timesheet Period: 7/12/2026

Organization **HOU-15** **Posted** **Signed** **Electronically by: Artz, Thomas A 7/10/2026 11:49:49 AM**
Approved **Electronically by: Byington, Stephen L 7/10/2026 1:52:59 PM**

Project	Task	Subtask	Labor Code	Total Hr	Mon 7/6	Tue 7/7	Wed 7/8	Thu 7/9	Fri 7/10	Sat 7/11	Sun 7/12
ETO				9.00	9.00						
2212-021-02	01	B	38B	5.50		2.00	2.50	1.00			
2411-024-01	03		62B	1.00		1.00					
2415-012-01	02		62B	.50		.50					
2512-006-01	02		62B	3.00		.50	2.50				
2515-009-01	01		62B	10.00		1.00	3.00	4.00	2.00		
2615-005-01	01		62B	2.50		1.50		1.00			
2615-006-02	01		62B	7.00		2.00		3.00	2.00		
2411-016-01	01	A	62B	1.50		.50	1.00				
DAILY TOTALS				40.00	9.00	9.00	9.00	9.00	4.00		

Timesheet Period: 7/26/2026

Organization **HOU-15** **Posted**

Signed **Electronically by: Artz, Thomas A 7/24/2026 1:11:04 PM**

Approved **Electronically by: Byington, Stephen L 7/26/2026 6:45:37 PM**

Project	Task	Subtask	Labor Code	Total Hr	Mon 7/20	Tue 7/21	Wed 7/22	Thu 7/23	Fri 7/24	Sat 7/25	Sun 7/26
2212-021-02	01	B	38B	6.00		1.00	3.50	1.50			
2215-014-55	01		62B	3.50	1.50	2.00					
2315-005-01	01	B	38B	3.00		1.00	2.00				
2411-016-01	01	A	62B	.50			.50				
2411-024-01	03		62B	.50	.50						
2415-012-01	01		04B	1.50			1.50				
2515-009-01	01		62B	1.00	1.00						
2615-005-01	01		62B	4.50		2.00		.50	2.00		
2615-006-02	01		62B	19.50	6.00	3.00	1.50	7.00	2.00		
DAILY TOTALS				40.00	9.00	9.00	9.00	9.00	4.00		

Timesheet Period: 8/2/2026

Organization **HOU-15** **Posted**

Signed **Electronically by: Artz, Thomas A 7/31/2026 2:41:49 PM**

Approved **Electronically by: Byington, Stephen L 8/1/2026 10:08:02 AM**

Project	Task	Subtask	Labor Code	Total Hr	Mon 7/27	Tue 7/28	Wed 7/29	Thu 7/30	Fri 7/31	Sat 8/1	Sun 8/2
ETO				1.50	1.50						
2212-021-02	01	B	38B	5.00			3.00	1.50	.50		
2215-014-55	01		62B	3.00			1.00	1.00	1.00		
2315-005-01	01	B	38B	.50			.50				
2409-006-01	01		62B	2.50					2.50		
2411-024-01	03		62B	.50	.50						
2415-012-01	01		04B	.50					.50		
2415-012-01	02		62B	.50	.50						
2615-005-01	01		62B	5.00	2.00	1.00	2.00				
2615-006-02	01		62B	21.00	4.00	8.00	2.50	6.50			
DAILY TOTALS				40.00	8.50	9.00	9.00	9.00	4.50		

Timesheet Period: 7/12/2026

Organization **HOU-15** **Posted**

Signed **Electronically by: Byington, Stephen L 7/13/2026 7:35:12 AM**

Approved **Electronically by: Matlock, Brad S 7/13/2026 8:53:18 AM**

Project	Task	Subtask	Labor Code	Total Hr	Mon 7/6	Tue 7/7	Wed 7/8	Thu 7/9	Fri 7/10	Sat 7/11	Sun 7/12
2612-006-01	01		43B	.25					.25		
2215-014-37	02		43B	1.00	1.00						
2215-014-48	01		43B	1.00					1.00		
2215-014-52	01		43B	1.00					1.00		
2215-014-53	01		43B	1.00					1.00		
2215-014-55	01		43B	1.00				1.00			
2415-011-01	01		43B	1.00			1.00				
2415-012-01	01		43B	1.00	1.00						
2615-001-01	47		43B	2.00			2.00				
2615-001-01	50		43B	2.00		2.00					
2615-001-01	55		43B	2.00	2.00						
2615-001-01	56	A	43B	2.00		2.00					
2615-001-01	57	A	43B	2.00			2.00				
2615-001-01	58	A	43B	2.00				2.00			
2615-001-01	59	A	43B	2.00					2.00		
2615-005-01	01		43B	1.00				1.00			
2615-006-02	01		43B	2.00				2.00			
XMKG-GBD-00	15		43B	1.00		1.00					
XOVH-GEN-00	15		43B	12.75	4.00	3.00	1.00	2.00	2.75		
XOVH-MTG-00	15		43B	2.00			2.00				
	DAILY TOTALS			40.00	8.00	8.00	8.00	8.00	8.00		

Timesheet Period: 7/19/2026

Organization **HOU-15** **Posted**

Signed **Electronically by: Byington, Stephen L 7/17/2026 4:26:56 PM**

Approved **Electronically by: Matlock, Brad S 7/20/2026 9:09:45 AM**

Project	Task	Subtask	Labor Code	Total Hr	Mon 7/13	Tue 7/14	Wed 7/15	Thu 7/16	Fri 7/17	Sat 7/18	Sun 7/19
2612-006-01	01		43B	1.00	1.00						
2215-014-34	03		43B	1.50					1.50		
2215-014-39	01		43B	1.50					1.50		
2215-014-48	01		43B	1.00	1.00						
2215-014-52	01		43B	1.00	1.00						
2215-014-53	01		43B	1.00		1.00					
2215-014-55	01		43B	1.00		1.00					
2415-011-01	01		43B	1.00				1.00			
2415-012-01	01		43B	1.00			1.00				
2606-035-01	05		43B	1.00		1.00					
2615-001-01	47		43B	1.50	1.50						
2615-001-01	50		43B	1.50	1.50						
2615-001-01	55		43B	1.50			1.50				
2615-001-01	56	A	43B	2.00			2.00				
2615-001-01	57	A	43B	3.00		2.00			1.00		
2615-001-01	58	A	43B	1.50				1.50			
2615-001-01	59	A	43B	2.00				2.00			
2615-005-01	01		43B	2.00					2.00		
2615-006-02	01		43B	2.00				2.00			
XMKG-GBD-00	15		43B	1.00		1.00					
XOVH-GEN-00	15		43B	11.00	2.00	2.00	3.50	1.50	2.00		
	DAILY TOTALS			40.00	8.00	8.00	8.00	8.00	8.00		

Timesheet Period: 8/2/2026

Organization **HOU-15** **Posted**

Signed **Electronically by: Byington, Stephen L 8/1/2026 10:07:48 AM**

Approved **Electronically by: Matlock, Brad S 8/3/2026 8:33:00 AM**

Project	Task	Subtask	Labor Code	Total Hr	Mon 7/27	Tue 7/28	Wed 7/29	Thu 7/30	Fri 7/31	Sat 8/1	Sun 8/2
ETO				8.00					8.00		
2215-014-12	01	A	43B	1.50		1.50					
2215-014-34	03		43B	1.50		1.00	.50				
2215-014-39	01		43B	1.50			.50	1.00			
2215-014-48	01		43B	1.50			.50	1.00			
2215-014-52	01		43B	1.50			.50	1.00			
2215-014-53	01		43B	1.50			.50	1.00			
2215-014-55	01		43B	1.50			.50	1.00			
2615-001-01	47		43B	1.50	1.50						
2615-001-01	50		43B	1.50	1.50						
2615-001-01	55		43B	1.50	1.50						
2615-001-01	56	A	43B	1.50	1.50						
2615-001-01	57	A	43B	1.50	1.50						
2615-001-01	58	A	43B	1.50	.50	1.00					
2615-001-01	59	A	43B	1.50		1.50					
2615-005-01	01		43B	1.50		1.50					
2615-006-02	01		43B	1.50		1.50					
XOVH-FLT-00	04		43B	1.00				1.00			
XOVH-GEN-00	15		43B	7.00			5.00	2.00			
	DAILY TOTALS			40.00	8.00	8.00	8.00	8.00	8.00		

Employee Name: Carabajal, Ronnie
Timesheet Period: 7/5/2026

Organization **HOU-02** **Posted** **Signed** **Electronically by: Carabajal, Ronnie 7/2/2026 1:59:35 PM**
Approved **Electronically by: Sunday, Kyle C 7/6/2026 11:44:36 AM**

Project	Task	Subtask	Labor Code	Total Hr	Mon 6/29	Tue 6/30	Wed 7/1	Thu 7/2	Fri 7/3	Sat 7/4	Sun 7/5
Holiday				8.00					8.00		
1912-027-10	04		T5B	7.00			7.00				
2615-006-02	04		T5B	12.00		~~4.00~~		8.00			
XOVH-MTG-00	02		T5B	1.00			1.00				
2110-003-12	05		T5B	4.00		4.00					
1612-043-29	05		T5B	4.00	4.00						
2609-009-01	02		63B	2.00	2.00						
XOVH-GEN-00	02		T5B	2.00	2.00						
DAILY TOTALS				40.00	8.00	8.00	8.00	8.00	8.00		

Employee Name: Gray, Taylor
Timesheet Period: 7/5/2026

Organization **HOU-15** **Posted** **Signed** **Electronically by: Gray, Taylor 7/2/2026 2:36:44 PM**
Approved **Electronically by: Byington, Stephen L 7/6/2026 10:25:32 AM**

Project	Task	Subtask	Labor Code	Total Hr	Mon 6/29	Tue 6/30	Wed 7/1	Thu 7/2	Fri 7/3	Sat 7/4	Sun 7/5
Holiday				8.00					8.00		
2615-001-01	14	A	03B	1.00				1.00			
2615-001-01	16	A	03B	1.00	1.00						
2615-001-01	22		03B	1.00	1.00						
2615-001-01	28		03B	1.00		1.00					
2615-001-01	30		03B	1.00	1.00						
2615-001-01	38		03B	1.00	1.00						
2615-001-01	39		03B	1.00		1.00					
2615-001-01	41		03B	1.00	1.00						
2615-001-01	43		03B	3.00		2.00	1.00				
2615-001-01	47		03B	2.00	1.00		1.00				
2615-001-01	49		03B	2.00	1.00		1.00				
2615-001-01	50		03B	1.00				1.00			
2615-001-01	53		03B	1.00			1.00				
2615-001-02	02	A	03B	2.00		1.00		1.00			

Project	Task	Subtask	Labor Code	Total Hr	Mon 6/29	Tue 6/30	Wed 7/1	Thu 7/2	Fri 7/3	Sat 7/4	Sun 7/5
2615-001-02	04		03B	1.00				1.00			
2615-001-02	05		03B	1.00		1.00					
2615-001-02	06	A	03B	2.00	1.00		1.00				
2615-001-02	07		03B	1.00				1.00			
2615-001-02	08	A	03B	3.00		2.00	1.00				
2615-001-02	09		03B	2.00		1.00	1.00				
2615-001-02	10		03B	1.00			1.00				
2615-001-02	11	A	03B	1.00			1.00				
2615-001-02	18		03B	1.00			1.00				
2615-006-02	01		03B	4.00				4.00			
XMKG-GBD-00	00		03B	2.00		2.00					
DAILY TOTALS				46.00	8.00	11.00	10.00	9.00	8.00		

Timesheet Units

Organization **HOU-15** **Posted**

Signed **Electronically by: Gray, Taylor 7/2/2026 2:36:44 PM**

Approved **Electronically by: Byington, Stephen L 7/6/2026 10:25:32 AM**

Project	Task	Subtask	Unit	Unit Table	Total Qty	Mon 6/29	Tue 6/30	Wed 7/1	Thu 7/2	Fri 7/3	Sat 7/4	Sun 7/5
2615-006-02	01		242	2026 TRUCK MILEAGE	66.000				66.000			
DAILY TOTALS					66.000				66.000			

Timesheet Period: 7/12/2026

Organization **HOU-15** **Posted** **Signed** **Electronically by: Gray, Taylor 7/12/2026 3:11:54 PM**

Approved **Electronically by: Byington, Stephen L 7/13/2026 7:28:51 AM**

Project	Task	Subtask	Labor Code	Total Hr	Mon 7/6	Tue 7/7	Wed 7/8	Thu 7/9	Fri 7/10	Sat 7/11	Sun 7/12
ETO				16.00	8.00	8.00					
2615-001-01	35		03B	1.00					1.00		
2615-001-01	48	A	03B	1.00					1.00		
2615-001-01	52		03B	7.00			1.00	4.00	2.00		
2615-001-01	55		03B	1.00					1.00		
2615-001-01	56	A	03B	2.00			1.00		1.00		
2615-001-01	58	A	03B	1.00					1.00		
2615-001-02	06	A	03B	1.00			1.00				
2615-001-02	08	A	03B	2.00			1.00		1.00		
2615-001-02	12	A	03B	3.00			2.00	1.00			
2615-001-02	16	A	03B	3.00			2.00	1.00			
2615-006-02	01		03B	4.00				4.00			
DAILY TOTALS				42.00	8.00	8.00	8.00	10.00	8.00		

Timesheet Units

Organization **HOU-15** **Posted** **Signed** **Electronically by: Gray, Taylor 7/12/2026 3:11:54 PM**

Approved **Electronically by: Byington, Stephen L 7/13/2026 7:28:51 AM**

Project	Task	Subtask	Unit	Unit Table	Total Qty	Mon 7/6	Tue 7/7	Wed 7/8	Thu 7/9	Fri 7/10	Sat 7/11	Sun 7/12
2615-001-01	52		242	2026 TRUCK MILEAGE	28.000				28.000			
2615-006-02	01		242	2026 TRUCK MILEAGE	66.000				66.000			
DAILY TOTALS					94.000				94.000			

Timesheet Period: 7/19/2026

Organization **HOU-15** **Posted**

Signed **Electronically by: Gray, Taylor 7/19/2026 3:01:44 PM**

Approved **Electronically by: Byington, Stephen L 7/20/2026 7:48:27 AM**

Project	Task	Subtask	Labor Code	Total Hr	Mon 7/13	Tue 7/14	Wed 7/15	Thu 7/16	Fri 7/17	Sat 7/18	Sun 7/19
2615-001-01	07	A	03B	.50	.50						
2615-001-01	08	A	03B	.50	.50						
2615-001-01	09		03B	2.50		2.50					
2615-001-01	16	A	03B	1.00					1.00		
2615-001-01	17		03B	1.00		1.00					
2615-001-01	20		03B	1.00				1.00			
2615-001-01	21	A	03B	.50	.50						
2615-001-01	30		03B	1.00		1.00					
2615-001-01	32		03B	1.00					1.00		
2615-001-01	33		03B	1.00		1.00					
2615-001-01	34		03B	1.00	1.00						
2615-001-01	35		03B	2.00	1.50	.50					
2615-001-01	39		03B	1.00			1.00				
2615-001-01	47		03B	1.00					1.00		
2615-001-01	48	A	03B	2.50	2.00		.50				
2615-001-01	49		03B	1.00			1.00				
2615-001-01	51		03B	4.00		1.00	1.00	1.00	1.00		
2615-001-01	52		03B	1.00		1.00					
2615-001-02	02	A	03B	1.00		1.00					
2615-001-02	06	A	03B	1.00					1.00		
2615-001-02	07		03B	1.00			1.00				
2615-001-02	10		03B	2.00			1.00		1.00		
2615-001-02	11	A	03B	1.00					1.00		
2615-001-02	13	A	03B	1.00					1.00		
2615-001-02	17		03B	1.00			1.00				
2615-001-02	18		03B	1.00	1.00						
2615-001-02	19		03B	1.50	1.50						
2615-001-02	20		03B	1.00					1.00		
2615-001-02	21		03B	1.00			1.00				
2615-001-02	22	A	03B	1.00			1.00				
2615-006-02	01		03B	6.00				6.00			
DAILY TOTALS				43.00	8.50	9.00	8.50	8.00	9.00		

Timesheet Units

Project	Task	Subtask	Labor Code	Total Hr	Mon 7/20	Tue 7/21	Wed 7/22	Thu 7/23	Fri 7/24	Sat 7/25	Sun 7/26
2615-001-01	53		03B	.50				.50			
2615-001-01	54		03B	.50				.50			
2615-001-01	58	A	03B	1.00					1.00		
2615-001-01	59	A	03B	1.50	.50	1.00					
2615-001-02	01	A	03B	1.50	.50	1.00					
2615-001-02	03		03B	1.50	.50	1.00					
2615-001-02	06	A	03B	3.50	1.00	1.50	1.00				
2615-001-02	08	A	03B	.50	.50						
2615-001-02	10		03B	3.50	1.00	1.50	1.00				
2615-001-02	11	A	03B	1.50	.50	1.00					
2615-001-02	13	A	03B	1.50	.50	1.00					
2615-001-02	17		03B	.50	.50						
2615-001-02	18		03B	.50	.50						
2615-001-02	20		03B	3.50	1.00	1.50	1.00				
2615-001-02	21		03B	3.50	1.00	1.50	1.00				
2615-001-02	22	A	03B	2.50				1.50	1.00		
2615-006-02	01		03B	6.00				6.00			
DAILY TOTALS				44.50	8.50	11.00	8.50	9.00	7.50		

Timesheet Units

Organization **HOU-15** **Posted**

Signed **Electronically by: Gray, Taylor 7/24/2026 5:15:33 PM**

Approved **Electronically by: Byington, Stephen L 7/26/2026 6:45:26 PM**

Project	Task	Subtask	Unit	Unit Table	Total Qty	Mon 7/20	Tue 7/21	Wed 7/22	Thu 7/23	Fri 7/24	Sat 7/25	Sun 7/26
2615-001-02	06	A	242	2026 TRUCK MILEAGE	22.000		22.000					
2615-001-02	10		242	2026 TRUCK MILEAGE	32.000		32.000					
2615-001-02	20		242	2026 TRUCK MILEAGE	34.000		34.000					
2615-001-02	21		242	2026 TRUCK MILEAGE	48.000		48.000					
2615-006-02	01		242	2026 TRUCK MILEAGE	78.000				78.000			

DAILY TOTALS	214.000		136.000		78.000			

Employee Name: McCracken, James
Timesheet Period: 7/5/2026

Organization **HOU-15** **Posted** **Signed** **Electronically by: McCracken, James Stephen 7/6/2026 7:30:06 AM**
Approved **Electronically by: Byington, Stephen L 7/6/2026 10:26:21 AM**

Project	Task	Subtask	Labor Code	Total Hr	Mon 6/29	Tue 6/30	Wed 7/1	Thu 7/2	Fri 7/3	Sat 7/4	Sun 7/5
ETO				8.00			8.00				
Holiday				8.00					8.00		
2615-006-02	02		32B	20.00	~~8.00~~	~~4.00~~		8.00			
DAILY TOTALS				36.00	8.00	4.00	8.00	8.00	8.00		

Timesheet Units

Organization **HOU-15** **Posted** **Signed** **Electronically by: McCracken, James Stephen 7/6/2026 7:30:06 AM**
Approved **Electronically by: Byington, Stephen L 7/6/2026 10:26:21 AM**

Project	Task	Subtask	Unit	Unit Table	Total Qty	Mon 6/29	Tue 6/30	Wed 7/1	Thu 7/2	Fri 7/3	Sat 7/4	Sun 7/5
2615-006-02	02		199	2026 TRUCK MILEAGE	267.000	95.000	81.000		91.000			
DAILY TOTALS					267.000	95.000	81.000		91.000			

Timesheet Period: 7/12/2026

Organization **HOU-15** **Posted** **Signed** **Electronically by: McCracken, James Stephen 7/13/2026 7:12:49 AM**

Approved **Electronically by: Byington, Stephen L 7/13/2026 7:29:28 AM**

Project	Task	Subtask	Labor Code	Total Hr	Mon 7/6	Tue 7/7	Wed 7/8	Thu 7/9	Fri 7/10	Sat 7/11	Sun 7/12
2615-006-02	02		32B	36.00	8.00	4.00	8.00	8.00	8.00		
DAILY TOTALS				36.00	8.00	4.00	8.00	8.00	8.00		

Timesheet Units

Organization **HOU-15** **Posted** **Signed** **Electronically by: McCracken, James Stephen 7/13/2026 7:12:49 AM**

Approved **Electronically by: Byington, Stephen L 7/13/2026 7:29:28 AM**

Project	Task	Subtask	Unit	Unit Table	Total Qty	Mon 7/6	Tue 7/7	Wed 7/8	Thu 7/9	Fri 7/10	Sat 7/11	Sun 7/12
2615-006-02	02		199	2026 TRUCK MILEAGE	438.000	90.000	79.000	87.000	90.000	92.000		
DAILY TOTALS					438.000	90.000	79.000	87.000	90.000	92.000		

Timesheet Period: 7/19/2026

Organization **HOU-15** **Posted**

Signed **Electronically by: McCracken, James Stephen 7/20/2026 7:15:39 AM**

Approved **Electronically by: Byington, Stephen L 7/20/2026 7:49:14 AM**

Project	Task	Subtask	Labor Code	Total Hr	Mon 7/13	Tue 7/14	Wed 7/15	Thu 7/16	Fri 7/17	Sat 7/18	Sun 7/19
2615-006-02	02		32B	36.00	8.00	8.00	8.00	4.00	8.00		
DAILY TOTALS				36.00	8.00	8.00	8.00	4.00	8.00		

Timesheet Units

Organization **HOU-15** **Posted**

Signed **Electronically by: McCracken, James Stephen 7/20/2026 7:15:39 AM**

Approved **Electronically by: Byington, Stephen L 7/20/2026 7:49:14 AM**

Project	Task	Subtask	Unit	Unit Table	Total Qty	Mon 7/13	Tue 7/14	Wed 7/15	Thu 7/16	Fri 7/17	Sat 7/18	Sun 7/19
2615-006-02	02		199	2026 TRUCK MILEAGE	495.000	92.000	90.000	75.000	116.000	122.000		
DAILY TOTALS					495.000	92.000	90.000	75.000	116.000	122.000		

Timesheet Period: 7/26/2026

Organization **HOU-15** **Posted** **Signed** **Electronically by: McCracken, James Stephen 7/27/2026 7:08:15 AM**

Approved **Electronically by: Campos, Araceli 7/27/2026 12:34:14 PM**

Project	Task	Subtask	Labor Code	Total Hr	Mon 7/20	Tue 7/21	Wed 7/22	Thu 7/23	Fri 7/24	Sat 7/25	Sun 7/26
2615-006-02	02		32B	41.00	8.00		8.00	8.00	8.00	9.00	
DAILY TOTALS				41.00	8.00		8.00	8.00	8.00	9.00	

Timesheet Units

Organization **HOU-15** **Posted** **Signed** **Electronically by: McCracken, James Stephen 7/27/2026 7:08:15 AM**

Approved **Electronically by: Campos, Araceli 7/27/2026 12:34:14 PM**

Project	Task	Subtask	Unit	Unit Table	Total Qty	Mon 7/20	Tue 7/21	Wed 7/22	Thu 7/23	Fri 7/24	Sat 7/25	Sun 7/26
2615-006-02	02		199	2026 TRUCK MILEAGE	444.000	90.000		159.000	102.000	93.000		
DAILY TOTALS					444.000	90.000		159.000	102.000	93.000		

Timesheet Period: 8/2/2026

Organization **HOU-15** **Posted** **Signed** **Electronically by: McCracken, James Stephen 8/3/2026 7:21:30 AM**

Approved **Electronically by: Byington, Stephen L 8/3/2026 11:59:48 AM**

Project	Task	Subtask	Labor Code	Total Hr	Mon 7/27	Tue 7/28	Wed 7/29	Thu 7/30	Fri 7/31	Sat 8/1	Sun 8/2
2615-006-02	02		32B	40.00	8.00	10.00	8.00	8.50	5.50		
DAILY TOTALS				40.00	8.00	10.00	8.00	8.50	5.50		

Timesheet Units

Organization **HOU-15** **Posted** **Signed** **Electronically by: McCracken, James Stephen 8/3/2026 7:21:30 AM**

Approved **Electronically by: Byington, Stephen L 8/3/2026 11:59:48 AM**

Project	Task	Subtask	Unit	Unit Table	Total Qty	Mon 7/27	Tue 7/28	Wed 7/29	Thu 7/30	Fri 7/31	Sat 8/1	Sun 8/2
2615-006-02	02		199	2026 TRUCK MILEAGE	465.000	85.000	92.000	114.000	85.000	89.000		
DAILY TOTALS					465.000	85.000	92.000	114.000	85.000	89.000		

Firm Job No. 8145

Cobb Fendley - Monthly Project Progress Report
Northpark Dr. - WA#1
Progress Report & Invoice #7852
Worked Performed for Period: 7/1/2026 to 7/31/2026

Activities Completed This Period:

- PM and administrative managed project workflows, tracked daily progress, maintained compliance reporting, and updating quality assurance documentation.
- Eng. Technician completed schedule field sampling and testing, including slump, air content unit weight, and costing standard concrete cylinder specimens for compressive strength evaluation.

Anticipated Activities Next Period:

- Continue administrative monitoring, scheduling, and progress reporting to align with project milestones.
- Perform routine concrete sampling, field testing, and lab-curing/breaking of concrete cylinders per specifications.

Outstanding Action Items/Issues:

- List any outstanding action items or issues in this section.
  N/A

All testing and reporting are currently up to date with no non-conformance issues or delays noted.

Prepared Date: 8/14/2026
Prepared By: Oliver Salgado

Invoice

B2Z ENGINEERING

Please send remittance with copy of invoice to:
P.O. Box 2724
McAllen, Tx. 78502
(956) 585-3773

Cobb, Fendley & Associates, Inc.
4424 W Sam Houston Parkway N. Suite 600
Houston, TX 77041

Invoice # 7852
Invoice Date 8/14/2026
Invoicing Period 7/1/2026-7/31/2026
Project: North Park Drive Overpass
CobbFendley Project No.2615-006-02
B2Z JOB: 8145

Description	Contract Amount	Prior Billed	Current Billed	Billed to Date	Remaining
Inspection of Work in Progress and Project Records	$ 302,693.73	$ 45,564.10	$ 16,197.03	$ 61,761.13	$ 240,932.61
Other Direct Expenses	$ 32,055.00	$ 4,665.00	$ 1,555.00	$ 6,220.00	$ 25,835.00
TOTAL	$ 334,748.73	$ 50,229.10	$ 17,752.03	$ 67,981.13	$ 266,767.61

Job Classification	Hours	Rate	Billing Amount
Anthony Andreotti - Construction Inspector I	152.5	$ 106.21	$ 16,197.03
		Subtotal	$ 16,197.03

Expenses	Contract Rate	Billing Amount	Units	Current Billed
Construction Truck	$ 1,400.00	1	Month	$ 1,400.00
Celluar Telephone & Data Plan	$ 100.00	1	Month	$ 100.00
Computer/Laptop/Tablet rental and data plan	$ 55.00	1	Month	$ 55.00
			Subtotal	$1,555.00

Invoice Total $17,752.03

Aisha Gonzalez - President

B2Z ENGINEERING

North Park Drive

Construction Inspection

Employee Name & Title:	*Anthony Andreotti Construction Inspector I*				Invoice Period			July 2026
	Sun	Mon	Tues	Wed	Thurs	Fri	Sat	Hours
Date	6/28	6/29	6/30	7/1	7/2	7/3	7/4	
				7.5	8.5			16
Date	7/5	7/6	7/7	7/8	7/9	7/10	7/11	
			8.5	9	8.5	7.5	6.5	40
Date	7/12	7/13	7/14	7/15	7/16	7/17	7/18	
			6	0	8.5	8.5	6	29
Date	7/19	7/20	7/21	7/22	7/23	7/24	7/25	
			8.5	8.5	8.5		8	33.5
Date	7/26	7/27	7/28	7/29	7/30	7/31	8/1	
			8.5	8.5	8.5	8.5		34
Total	*0*	*0*	*31.5*	*33.5*	*42.5*	*24.5*	*20.5*	
					Total Hours for Invoice Period			152.5

Geotest Engineering, Inc.

Geotechnical Engineers and Materials Testing

5600 Bintliff Drive, Houston, TX 77036
Telephone: (713) 266-0588
Fax: (713) 266-2977

INVOICE

Name: Cobb,Fendley & Associates, Inc.
Address: 4424 W Sam Houston Parkway N, Suite 600,
City, Zip: Houston, Texas 77041
Attention: Mr. Tommy Artz
Reference: Northpark Drive Overpass Project (T-1013)
CobbFendley Project No. 2615-006-02

Invoice No. 33474
Project No. 1150340302
Date: 3-Aug-26
Fee Code: 3403-2

Authorization: Mr. Tommy Artz tartz@cobbfendley.com

TERMS: NET 10 DAYS

Date	Req	Report No(s).	Services Provided	Code	Quantity	Unit		Unit Price		Amount
06/19/2026	1	832B	Project Manager (Rpt.Review)	10300.00	0.10	Hr.	$	150.00	$	15.00
06/22/2026		836B	Project Manager (Rpt.Review)	10300.00	0.10	Hr.	$	150.00	$	15.00
06/24/2026		838AB	Project Manager (Rpt.Review)	10300.00	0.20	Hr.	$	150.00	$	30.00
06/25/2026		839A	Project Manager (Rpt.Review)	10300.00	0.10	Hr.	$	150.00	$	15.00
06/26/2026		842A	Project Manager (Rpt.Review)	10300.00	0.10	Hr.	$	150.00	$	15.00
06/27/2026		844AB	Project Manager (Rpt.Review)	10300.00	0.20	Hr.	$	150.00	$	30.00
06/28/2026		846	Technician OT	10701.00	2.50	Hr.	$	97.50	$	243.75
			Vehicle Charge	15000.00	1.00	Trip	$	75.00	$	75.00
06/29/2026		847	Technician	10700.00	8.00	Hr.	$	65.00	$	520.00
			Technician OT	10701.00	0.50	Hr.	$	97.50	$	48.75
			Vehicle Charge	15000.00	1.00	Trip	$	75.00	$	75.00
			Nuclear Density Gauge (D6938)	95100.00	8.00	Hr.	$	10.50	$	84.00
	2	848A	Compressive Str.(Cylinder) (C 39)	30100.00	4.00	Ea.	$	17.00	$	68.00
	3		Project Manager (Rpt.Review)	10300.00	0.20	Hr.	$	150.00	$	30.00
06/30/2026	1	849-850	Technician	10700.00	3.50	Hr.	$	65.00	$	227.50
			Vehicle Charge	15000.00	1.00	Trip	$	75.00	$	75.00
07/01/2026		851	Technician	10700.00	8.00	Hr.	$	65.00	$	520.00
			Technician OT	10701.00	1.25	Hr.	$	97.50	$	121.88
			Vehicle Charge	15000.00	1.00	Trip	$	75.00	$	75.00
			Nuclear Density Gauge (D6938)	95100.00	8.00	Hr.	$	10.50	$	84.00
	2		Project Manager (Rpt.Review)	10300.00	0.10	Hr.	$	150.00	$	15.00
07/02/2026	1	852A	Technician	10700.00	5.50	Hr.	$	65.00	$	357.50
			Technician OT	10701.00	1.00	Hr.	$	97.50	$	97.50
			Vehicle Charge	15000.00	1.00	Trip	$	75.00	$	75.00
			Compressive Str.(Cylinder) (C 39)	30100.00	4.00	Ea.	$	17.00	$	68.00
		853A	Compressive Str.(Cylinder) (C 39)	30100.00	4.00	Ea.	$	17.00	$	68.00
	2		Project Manager (Rpt.Review)	10300.00	0.20	Hr.	$	150.00	$	30.00

Invoice No. 33474
Project No. 1150340302
Date: 3-Aug-26

Date	Req	Report No(s).	Services Provided	Code	Quantity	Unit		Unit Price		Amount
07/03/2026	1	854	Technician OT	10701.00	2.50	Hr.	$	97.50	$	243.75
			Vehicle Charge	15000.00	1.00	Trip	$	75.00	$	75.00
07/06/2026		855	Technician	10700.00	8.00	Hr.	$	65.00	$	520.00
			Technician OT	10701.00	0.50	Hr.	$	97.50	$	48.75
			Vehicle Charge	15000.00	1.00	Trip	$	75.00	$	75.00
			Nuclear Density Gauge (D6938)	95100.00	8.00	Hr.	$	10.50	$	84.00
	2	856A	Compressive Str.(Cylinder) (C 39)	30100.00	4.00	Ea.	$	17.00	$	68.00
	3	857-858	Technician	10700.00	2.00	Hr.	$	65.00	$	130.00
			Vehicle Charge	15000.00	1.00	Trip	$	75.00	$	75.00
			OMD Standard Compaction, Treated (D 69E	94500.00	1.00	Ea.	$	225.00	$	225.00
	4		Project Manager (Rpt.Review)	10300.00	0.30	Hr.	$	150.00	$	45.00
07/07/2026	1	859	Technician	10700.00	8.00	Hr.	$	65.00	$	520.00
			Technician OT	10701.00	3.00	Hr.	$	97.50	$	292.50
			Vehicle Charge	15000.00	1.00	Trip	$	75.00	$	75.00
			Nuclear Density Gauge (D6938)	95100.00	8.00	Hr.	$	10.50	$	84.00
	2	860A-861	Compressive Str.(Cylinder) (C 39)	30100.00	4.00	Ea.	$	17.00	$	68.00
	3	862-863	Technician	10700.00	2.00	Hr.	$	65.00	$	130.00
			Vehicle Charge	15000.00	1.00	Trip	$	75.00	$	75.00
			OMD Standard Compaction, Treated (D 69E	94500.00	1.00	Ea.	$	225.00	$	225.00
	4		Project Manager (Rpt.Review)	10300.00	0.30	Hr.	$	150.00	$	45.00
07/08/2026	1	864A	Technician	10700.00	8.00	Hr.	$	65.00	$	520.00
			Technician OT	10701.00	2.00	Hr.	$	97.50	$	195.00
			Vehicle Charge	15000.00	1.00	Trip	$	75.00	$	75.00
			Compressive Str.(Cylinder) (C 39)	30100.00	4.00	Ea.	$	17.00	$	68.00
		865A-866	Compressive Str.(Cylinder) (C 39)	30100.00	4.00	Ea.	$	17.00	$	68.00
	2		Project Manager (Rpt.Review)	10300.00	0.20	Hr.	$	150.00	$	30.00
07/09/2026	1	867-868	Technician	10700.00	8.00	Hr.	$	65.00	$	520.00
			Technician OT	10701.00	0.50	Hr.	$	97.50	$	48.75
			Vehicle Charge	15000.00	1.00	Trip	$	75.00	$	75.00
			Nuclear Density Gauge (D6938)	95100.00	8.00	Hr.	$	10.50	$	84.00
	2		Project Manager (Rpt.Review)	10300.00	0.10	Hr.	$	150.00	$	15.00
07/10/2026	1	869A	Technician	10700.00	8.00	Hr.	$	65.00	$	520.00
			Technician OT	10701.00	1.50	Hr.	$	97.50	$	146.25
			Vehicle Charge	15000.00	1.00	Trip	$	75.00	$	75.00
			Compressive Str.(Cylinder) (C 39)	30100.00	4.00	Ea.	$	17.00	$	68.00
		870-871	Nuclear Density Gauge (D6938)	95100.00	8.00	Hr.	$	10.50	$	84.00
	2		Project Manager (Rpt.Review)	10300.00	0.30	Hr.	$	150.00	$	45.00
07/11/2026	1	872-873	Technician OT	10701.00	5.50	Hr.	$	97.50	$	536.25
			Vehicle Charge	15000.00	1.00	Trip	$	75.00	$	75.00
			Nuclear Density Gauge (D6938)	95100.00	5.50	Hr.	$	10.50	$	57.75
	2		Project Manager (Rpt.Review)	10300.00	0.10	Hr.	$	150.00	$	15.00
07/13/2026	1	874	Technician	10700.00	6.75	Hr.	$	65.00	$	438.75
			Vehicle Charge	15000.00	1.00	Trip	$	75.00	$	75.00
			Nuclear Density Gauge (D6938)	95100.00	6.75	Hr.	$	10.50	$	70.88
	2	875A	Compressive Str.(Cylinder) (C 39)	30100.00	4.00	Ea.	$	17.00	$	68.00
	3		Project Manager (Rpt.Review)	10300.00	0.20	Hr.	$	150.00	$	30.00
07/14/2026	1	876	Technician	10700.00	2.50	Hr.	$	65.00	$	162.50
			Vehicle Charge	15000.00	1.00	Trip	$	75.00	$	75.00

Invoice No. 33474
Project No. 1150340302
Date: 3-Aug-26

Date	Req	Report No(s).	Services Provided	Code	Quantity	Unit		Unit Price		Amount
07/15/2026		877A	Technician	10700.00	4.00	Hr.	$	65.00	$	260.00
			Vehicle Charge	15000.00	1.00	Trip	$	75.00	$	75.00
			Compressive Str.(Cylinder) (C 39)	30100.00	4.00	Ea.	$	17.00	$	68.00
	2		Project Manager (Rpt.Review)	10300.00	0.10	Hr.	$	150.00	$	15.00
07/16/2026	1	878-879	Technician	10700.00	6.50	Hr.	$	65.00	$	422.50
			Vehicle Charge	15000.00	1.00	Trip	$	75.00	$	75.00
07/17/2026		880	Technician	10700.00	8.00	Hr.	$	65.00	$	520.00
			Technician OT	10701.00	0.50	Hr.	$	97.50	$	48.75
			Vehicle Charge	15000.00	1.00	Trip	$	75.00	$	75.00
			Compressive Str.(Cylinder) (C 39)	30100.00	4.00	Ea.	$	17.00	$	68.00
	2	881A-882	Compressive Str.(Cylinder) (C 39)	30100.00	4.00	Ea.	$	17.00	$	68.00
	3		Project Manager (Rpt.Review)	10300.00	0.20	Hr.	$	150.00	$	30.00
07/18/2026	1	883-884	Technician OT	10701.00	6.75	Hr.	$	97.50	$	658.13
			Vehicle Charge	15000.00	1.00	Trip	$	75.00	$	75.00
			Nuclear Density Gauge (D6938)	95100.00	6.75	Hr.	$	10.50	$	70.88
	2		Project Manager (Rpt.Review)	10300.00	0.10	Hr.	$	150.00	$	15.00
07/20/2026	1	885A	Technician	10700.00	8.00	Hr.	$	65.00	$	520.00
			Technician OT	10701.00	1.00	Hr.	$	97.50	$	97.50
			Vehicle Charge	15000.00	1.00	Trip	$	75.00	$	75.00
			Compressive Str.(Cylinder) (C 39)	30100.00	4.00	Ea.	$	17.00	$	68.00
	2		Project Manager (Rpt.Review)	10300.00	0.10	Hr.	$	150.00	$	15.00
07/21/2026	1	886-888	Technician	10700.00	8.00	Hr.	$	65.00	$	520.00
			Technician OT	10701.00	1.00	Hr.	$	97.50	$	97.50
			Vehicle Charge	15000.00	1.00	Trip	$	75.00	$	75.00
			Nuclear Density Gauge (D6938)	95100.00	8.00	Hr.	$	10.50	$	84.00
	2	889A	Compressive Str.(Cylinder) (C 39)	30100.00	4.00	Ea.	$	17.00	$	68.00
	3		Project Manager (Rpt.Review)	10300.00	0.20	Hr.	$	150.00	$	30.00
07/22/2026	1	890	Technician	10700.00	8.00	Hr.	$	65.00	$	520.00
			Technician OT	10701.00	1.00	Hr.	$	97.50	$	97.50
			Vehicle Charge	15000.00	1.00	Trip	$	75.00	$	75.00
			Nuclear Density Gauge (D6938)	95100.00	8.00	Hr.	$	10.50	$	84.00
	2	891A-892	Compressive Str.(Cylinder) (C 39)	30100.00	4.00	Ea.	$	17.00	$	68.00
	3		Project Manager (Rpt.Review)	10300.00	0.20	Hr.	$	150.00	$	30.00
07/23/2026	1	893-894	Technician	10700.00	7.75	Hr.	$	65.00	$	503.75
			Vehicle Charge	15000.00	1.00	Trip	$	75.00	$	75.00
			Nuclear Density Gauge (D6938)	95100.00	7.75	Hr.	$	10.50	$	81.38
	2		Project Manager (Rpt.Review)	10300.00	0.10	Hr.	$	150.00	$	15.00
07/24/2026	1	895-896A	Technician	10700.00	8.00	Hr.	$	65.00	$	520.00
			Technician OT	10701.00	2.50	Hr.	$	97.50	$	243.75
			Vehicle Charge	15000.00	1.00	Trip	$	75.00	$	75.00
			Compressive Str.(Cylinder) (C 39)	30100.00	8.00	Ea.	$	17.00	$	136.00
		897-898	Nuclear Density Gauge (D6938)	95100.00	8.00	Hr.	$	10.50	$	84.00
	2		Project Manager (Rpt.Review)	10300.00	0.30	Hr.	$	150.00	$	45.00

Invoice No. 33474
Project No. 1150340302
Date: 3-Aug-26

Date	Req	Report No(s).	Services Provided	Code	Quantity	Unit		Unit Price		Amount
07/25/2026	1	899-900A	Technician OT	10701.00	9.50	Hr.	$	97.50	$	926.25
			Vehicle Charge	15000.00	1.00	Trip	$	75.00	$	75.00
			Compressive Str.(Cylinder) (C 39)	30100.00	4.00	Ea.	$	17.00	$	68.00
	2	901A	Compressive Str.(Cylinder) (C 39)	30100.00	8.00	Ea.	$	17.00	$	136.00
		902-903	Nuclear Density Gauge (D6938)	95100.00	8.00	Hr.	$	10.50	$	84.00
	3		Project Manager (Rpt.Review)	10300.00	0.10	Hr.	$	150.00	$	15.00
07/26/2026	1	904	Technician OT	10701.00	2.75	Hr.	$	97.50	$	268.13
			Vehicle Charge	15000.00	1.00	Trip	$	75.00	$	75.00
07/27/2026		905	Technician	10700.00	7.50	Hr.	$	65.00	$	487.50
			Vehicle Charge	15000.00	1.00	Trip	$	75.00	$	75.00
			Nuclear Density Gauge (D6938)	95100.00	7.50	Hr.	$	10.50	$	78.75
	2		Project Manager (Rpt.Review)	10300.00	0.10	Hr.	$	150.00	$	15.00
								TOTAL		$ 19,575.28

Attachments: Test Reports

Billing Summary

Contract Amount		$ 196,105.00
Amount of this Invoice	$ 19,575.28	
Amount Billed Previously	$ 53,272.27	
Total Billed Project to date		$ 72,847.55
Amount Remaining in the Contract		$ 123,257.45
Percent Complete		37.15%

GEOTEST ENGINEERING, INC.
5600 Bintliff Drive Houston, Texas 77036 Tel. (713) 266-0588

REPORT OF CONCRETE CYLINDER TEST DATA

(ASTM C39, ASTM C31, ASTM C511, and ASTM C172)

Project: North Park Drive Overpass Project (T-1013)
Client: Cobb Fendley
Concrete Producer: Texan Concrete Enterprise Plant: 6001 Homestead
Contractor: Harper Brothers Spec. No.: Item 420/421
Dispatch No. 84059

Job No.: 11503403-02
Report No.: 832 B ,1 of 1
Date: 06-19-2026

SAMPLING DATA

	Actual		Specifications	
Truck No.	S & SRM	Ticket No.	322035	
Time Batched	8:41 am			
Time Sampled	9:27 am			
Time in Mixer	46	Min.	Max. 90	
Slump (1)	5.0	in.	As app.	in.
Air Content (2)	3.7	%	Min. 3.0	%
Unit Weight (3)	N/A	pcf	N/A	
Yield	N/A	cu.ft	N/A	
Water Added	5.0	gals		gals
Ambient Temp	84	°F	Min. 40	°F
Concrete Temp (4)	76	°F	Max. 90	°F

MIX DESIGN

~ Verified @ Plant ■ Supplied by Producer

Class --- **Mix No.** 5 SK 3000 ASH

Material	Type	Weight	Unit
Cement	Type I/II	N/A	lbs
Flyash		N/A	lbs
Coarse Aggregate		N/A	lbs
Fine Aggregate	Concrete Sand	N/A	lbs
Admixture 1		N/A	ozs
Admixture 2		N/A	ozs
Admixture 3		N/A	ozs
Water		N/A	lbs

Weather ■ Sunny □ Cloudy □ Partially Cloudy □ Rainy

(1) ASTM C143 (2) ~ ASTM C173 ASTM C231
(3) ASTM C138 (4) ASTM C1064 Capping Method: ASTM C1231

Required Strength 3000 psi @ 28 days

Specimen Size: ■ 6" ø x 12" ~ 4"ø x 8" ~ 3" ø x 6"

Initial Curing: **Field** Final Curing: **Standard (Tanks)**

General Location: Sidewalk at the intersection of North Park & Russel palmer from Sta. No. 75+00 to 78+50 Right

Sample Location: Sampled at 10.0 of 10.0 cubic yards sidewalk at Sta. No. 75+20

Specimen Mark	Date Tested	Age, Days	Type of Fracture	Diameter, (in)	Height, (in)	Area, (Sq.in)	Ultimate Load, (Lbs.)	Compressive Strength, (psi)	Tested By
SET I									
1568	06-26-26	7	3	6.01	12.00	28.37	80,310	2830	A. Abraham
1569	06-26-26	7	5	6.01	12.00	28.37	79,770	2810	A. Abraham
1570	07-17-26	28	3	6.00	12.00	28.27	90,520	3200	C. Murray
1571	07-17-26	28	3	6.00	12.00	28.27	90,930	3220	C. Murray

***Indicates noncompliance with specifications**

Concrete Placed: 10.0 cu. yds

Remarks:

Technician: K. Thompson
ACI I

Depart Lab: 7:30 am
Depart Site: 10:30 am
Arrive Site: 8:30 am
Arrive Lab: 11:30 am
Lunch: --- hrs.
Time: 4.0 hrs.

Distribution:
James McCraken, Tommy Artz, Anthony Andreotti
Greg Garrison, Robert Acuna, Josh Laney
Invoice (1)

Sai Dandamudi
Graduate Engineer

Madhu R. Munirathnam, P.E.
TBPE Registration No. F-410

07-19-26
Date

/

The results of this report pertain only to the items and locations tested. This report shall not be reproduced except in full without written approval of Geotest Engineering, Inc.
RCCTD.REP

GEOTEST ENGINEERING, INC.
5600 Bintliff Drive Houston, Texas 77036 Tel. (713) 266-0588

REPORT OF CONCRETE CYLINDER TEST DATA

(ASTM C39, ASTM C31, ASTM C511, and ASTM C172)

Project: North Park Drive Overpass Project (T-1013)
Client: Cobb Fendley
Concrete Producer: Rocket Ready Mix — Plant: 14115 Luthe Road
Contractor: Harper Brothers — Spec. No.: Item 421
Dispatch No.:

Job No.: 11503403-02
Report No.: 836 B, 1 of 1
Date: 06-22-2026

SAMPLING DATA

	Actual		Specifications	
Truck No.	404	Ticket No.	127756	
Time Batched	8:27 am			
Time Sampled	9:33 am			
Time in Mixer	66	Min.	Max. 90	
Slump (1)	2.0	in.	As App.	in.
Air Content (2)	3.5	%	Min. 3.0	%
Unit Weight (3)	N/A	pcf	N/A	
Yield	N/A	cu.ft	N/A	
Water Added	0	gals	N/A	gals
Ambient Temp	87	°F	Min. 40	°F
Concrete Temp (4)	83	°F	Max. 90	°F

MIX DESIGN

~ Verified @ Plant ■ Supplied by Producer

Class 'A' Mix No. DOT Curb

Material	Type	Weight	Unit
Cement	Type I/II	N/A	lbs
Flyash		N/A	lbs
Coarse Aggregate		N/A	lbs
Fine Aggregate	Concrete Sand	N/A	lbs
Admixture 1		N/A	ozs
Admixture 2		N/A	ozs
Admixture 3		N/A	ozs
Water		N/A	lbs

Weather: ■ Sunny □ Cloudy □ Partially Cloudy □ Rainy

(1) ASTM C143 (2) ~ ASTM C173 ASTM C231 (3) ASTM C138 (4) ASTM C1064 Capping Method: ASTM C1231

Required Strength: 3000 psi @ 28 days

Specimen Size: ■ 6" ø x 12" ~ 4"ø x 8" ~ 3" ø x 6"

Initial Curing: Field Final Curing: Standard (Tanks)

General Location: at Curb 1" Right Side at Station No. 26+82 to 27+18 Right Side East of Rail road crossing inner curb

Sample Location: Sampled at 10.0 of 10.0 cubic yards at Station No. 27+00

Specimen Mark	Date Tested	Age, Days	Type of Fracture	Diameter, (in)	Height, (in)	Area, (Sq.in)	Ultimate Load, (Lbs.)	Compressive Strength, (psi)	Tested By
SET II									
1576	06-29-26	7	3	6.00	12.00	28.27	83,560	2950	A.Abraham
1577	06-29-26	7	5	6.00	12.00	28.27	86,550	3060	A.Abraham
1578	07-20-26	28	6	6.01	12.00	28.37	109,820	3870	A.Abraham
1579	07-20-26	28	5	6.01	12.00	28.37	108,690	3830	A.Abraham

***Indicates noncompliance with specifications**

Concrete Placed: 30.0 cu. yds

Remarks:

Technician: K. Thompson, ACI I

Depart Lab: --- Arrive Site: --- Lunch: --- hrs.
Depart Site: --- Arrive Lab: --- **Time: A.O.S. hrs.**

Distribution:
James McCraken, Tommy Artz, Anthony Andreotti
Greg Garrison, Robert Acuna, Josh Laney
Invoice (1)

Sai Dandamudi, Graduate Engineer

Madhu R. Muniratnam, P.E., TBPE Registration No. F-410

Date: 07-20-26

The results of this report pertain only to the items and locations tested. This report shall not be reproduced except in full without written approval of Geotest Engineering, Inc.
RCCTD.REP

GEOTEST ENGINEERING, INC.
5600 Bintliff Drive Houston, Texas 77036 Tel. (713) 266-0588

REPORT OF CONCRETE CYLINDER TEST DATA

(ASTM C39, ASTM C31, ASTM C511, and ASTM C172)

Project: North Park Drive Overpass Project (T-1013)
Client: Cobb Fendley
Concrete Producer: Texan Concrete Enterprise
Contractor: Harper Brothers
Dispatch No. 84191

Plant:
Spec. No.: Item 420 / 421

Job No.: 11503403-02
Report No.: 838 A,1 of 1
Date: 06-24-2026

SAMPLING DATA

	Actual		Specifications	
Truck No.	----	Ticket No.	322135	
Time Batched	8:36 am			
Time Sampled	9:00 am			
Time in Mixer	24	Min.	Max. 90	
Slump (1)	7.0	in.	As app	in.
Air Content (2)	5.0	%	Min. 3.0	%
Unit Weight (3)	N/A	pcf	N/A	
Yield	N/A	cu.ft	N/A	
Water Added	0	gals	N/A	gals
Ambient Temp	84	°F	Min. 40	°F
Concrete Temp (4)	90	°F	Max. 90	°F

Weather: ■ Sunny □ Cloudy □ Partially Cloudy □ Rainy

MIX DESIGN

~ Verified @ Plant ■ Supplied by Producer

Class: ----
Mix No.: 5K 3000 Ash

Material	Type	Weight	Unit
Cement	Type I/II	N/A	lbs
Flyash		N/A	lbs
Coarse Aggregate		N/A	lbs
Fine Aggregate	Concrete Sand	N/A	lbs
Admixture 1		N/A	ozs
Admixture 2		N/A	ozs
Admixture 3		N/A	ozs
Water		N/A	lbs

(1) ASTM C143 (2) ~ ASTM C173 ASTM C231
(3) ASTM C138 (4) ASTM C1064 Capping Method: ASTM C1231

Required Strength: 3000 psi @ 28 days

Specimen Size: ■ 6" ø x 12" ~ 4"ø x 8" ~ 3" ø x 6"

Initial Curing: **Field** Final Curing: **Standard (Tanks)**

General Location: Sideway at 1831 North Park Drive King wood Tx. 77339 from Sta. No. 77+49 Left to Sta. No. 75+49 Left

Sample Location: Sampled at 10.0 of 10.0 cubic yards at Station No. 77+49 Left

Specimen Mark	Date Tested	Age, Days	Type of Fracture	Diameter, (in)	Height, (in)	Area, (Sq.in)	Ultimate Load, (Lbs.)	Compressive Strength, (psi)	Tested By
SET I									
1580	07-01-26	7	3	6.00	12.00	28.27	72,3900	2560	A.Abraham
1581	07-01-26	7	3	6.00	12.00	28.27	73,840	2610	A.Abraham
1582	07-22-26	28							
1583	07-22-26	28							

***Indicates noncompliance with specifications**

Concrete Placed: cu. yds

Remarks:

Technician: S. Micho
ACI I/SB 102

Depart Lab: 8:00 am
Depart Site: 11:00 am
Arrive Site: 9:00 am
Arrive Lab: 12:00 pm
Lunch: --- hrs.
Time: 4.0 hrs.

Distribution:
James McCraken, Tommy Artz, Anthony Andreotti
Greg Garrison, Robert Acuna, Josh Laney
Invoice (1)

DSP Dandamudi
Sai Dandamudi
Graduate Engineer

M. Munirathnam for
Madhu R. Munirathnam, P.E.
TBPE Registration No. F-410

07-01-26
Date

/

The results of this report pertain only to the items and locations tested. This report shall not be reproduced except in full without written approval of Geotest Engineering, Inc.
RCCTD.REP

GEOTEST ENGINEERING, INC.
5600 Bintliff Drive Houston, Texas 77036 Tel. (713) 266-0588

REPORT OF CONCRETE CYLINDER TEST DATA

(ASTM C39, ASTM C31, ASTM C511, and ASTM C172)

Project: North Park Drive Overpass Project (T-1013) | Job No.: 11503403-02
Client: Cobb Fendley | Report No.: 838 B,1 of 1
Concrete Producer: Texan Concrete Enterprise | Plant: | Date: 06-24-2026
Contractor: Harper Brothers | Spec. No.: Item 420 / 421
Dispatch No. 84191

SAMPLING DATA | **MIX DESIGN**

~ Verified @ Plant ■ Supplied by Producer

	Actual		Specifications			Material	Type	Weight	Unit
Truck No.	----	Ticket No.	322135			**Class** ----	**Mix No.**	5K 3000 Ash	
Time Batched	8:36 am								
Time Sampled	9:00 am					Cement	Type I/II	N/A	lbs
Time in Mixer	24	Min.	Max. 90			Flyash		N/A	lbs
Slump (1)	7.0	in.	As app	in.		Coarse Aggregate		N/A	lbs
Air Content (2)	5.0	%	Min. 3.0	%		Fine Aggregate	Concrete Sand	N/A	lbs
Unit Weight (3)	N/A	pcf	N/A			Admixture 1		N/A	ozs
Yield	N/A	cu.ft	N/A			Admixture 2		N/A	ozs
Water Added	0	gals	N/A	gals		Admixture 3		N/A	ozs
Ambient Temp	84	°F	Min. 40	°F		Water		N/A	lbs
Concrete Temp (4)	90	°F	Max. 90	°F					

Weather ■ Sunny □ Cloudy □ Partially Cloudy □ Rainy

(1) ASTM C143 (2) ~ ASTM C173 ASTM C231 Required Strength psi @ days
(3) ASTM C138 (4) ASTM C1064 Capping Method: ASTM C1231 3000 psi @ 28 days

Specimen Size: ■ 6" ø x 12" ~ 4"ø x 8" ~ 3" ø x 6" Initial Curing: **Field** Final Curing: **Standard (Tanks)**

General Location: Sideway at 1831 North Park Drive King wood Tx. 77339 from Sta. No. 77+49 Left to Sta. No. 75+49 Left

Sample Location: Sampled at 10.0 of 10.0 cubic yards at Station No. 77+49 Left

Specimen Mark	Date Tested	Age, Days	Type of Fracture	Diameter, (in)	Height, (in)	Area, (Sq.in)	Ultimate Load, (Lbs.)	Compressive Strength, (psi)	Tested By
SET I									
1580	07-01-26	7	3	6.00	12.00	28.27	72,3900	2560	A.Abraham
1581	07-01-26	7	3	6.00	12.00	28.27	73,840	2610	A.Abraham
1582	07-22-26	28	5	6.00	12.00	28.27	96,880	3430	A.Abraham
1583	07-22-26	28	5	6.00	12.00	28.27	96,190	3400	A.Abraham

***Indicates noncompliance with specifications** Concrete Placed: cu. yds

Remarks:

Technician: S. Micho, ACI I/SB 102 | Depart Lab: 8:00 am | Depart Site: 11:00 am | Arrive Site: 9:00 am | Arrive Lab: 12:00 pm | Lunch: --- hrs. | **Time: 4.0 hrs.**

Distribution:
James McCraken, Tommy Artz, Anthony Andreotti
Greg Garrison, Robert Acuna, Josh Laney
Invoice (1)

Sai Dandamudi, Graduate Engineer | Madhu R. Munirathnam, P.E., TBPE Registration No. F-410 | Date

/

The results of this report pertain only to the items and locations tested. This report shall not be reproduced except in full without written approval of Geotest Engineering, Inc.
RCCTD.REP

GEOTEST ENGINEERING, INC.
5600 Bintliff Drive Houston, Texas 77036 Tel. (713) 266-0588

REPORT OF CONCRETE CYLINDER TEST DATA

(ASTM C39, ASTM C31, ASTM C511, and ASTM C172)

Project: North Park Drive Overpass Project (T-1013)
Client: Cobb Fendley
Concrete Producer: Rocket Ready Mix — Plant: Pinafore
Contractor: Harper Brothers — Spec. No.: Item 420 / 421
Dispatch No. 84223

Job No.: 11503403-02
Report No.: 839 A,1 of 1
Date: 06-25-2026

SAMPLING DATA

	Actual		Specifications	
Truck No.	444	Ticket No.	127843	
Time Batched	7:10 am			
Time Sampled	8:00 am			
Time in Mixer	50	Min.	Max. 90	
Slump (1)	5.5	in.	3.0 – 6.0	in.
Air Content (2)	3.5	%	Min 3.0	%
Unit Weight (3)	N/A	pcf	N/A	
Yield	N/A	cu.ft	N/A	
Water Added	0	gals	N/A	gals
Ambient Temp	79	°F	Min. 35	°F
Concrete Temp (4)	90	°F	Max. 95	°F

Weather: ■ Sunny □ Cloudy □ Partially Cloudy □ Rainy

MIX DESIGN

~ Verified @ Plant ■ Supplied by Producer

Class ---- **Mix No.** Dot P

Material	Type	Weight	Unit
Cement	Type I/II	N/A	lbs
Flyash		N/A	lbs
Coarse Aggregate		N/A	lbs
Fine Aggregate	Concrete Sand	N/A	lbs
Admixture 1		N/A	ozs
Admixture 2		N/A	ozs
Admixture 3		N/A	ozs
Water		N/A	lbs

(1) ASTM C143 (2) ~ ASTM C173 ASTM C231
(3) ASTM C138 (4) ASTM C1064 Capping Method: ASTM C1231

Required Strength 3200 psi @ 7 days
4000 psi @ 28 days

Specimen Size: ■ 6" ø x 12" ~ 4"ø x 8" ~ 3" ø x 6"
Initial Curing: **Field** Final Curing: **Standard (Tanks)**

General Location: Sidewalk at 1831 North Park Drive 1301 King wood Tx. 77339, Class P 6/25 East Bridge Header at Sta. No. 35+00 to 38+54 Left

Sample Location: Sampled at 50.0 of 200.0 cubic yards at Approx. 100' of 354 Infront of Dunkin DonutDriveway

Specimen Mark	Date Tested	Age, Days	Type of Fracture	Diameter, (in)	Height, (in)	Area, (Sq.in)	Ultimate Load, (Lbs.)	Compressive Strength, (psi)	Tested By
SET I									
1584	07-02-26	7	3	6.00	12.01	28.27	124,530	4400	S.Dandamudi
1585	07-02-26	7	3	6.00	12.01	28.27	129,530	4580	S.Dandamudi
1586	07-23-26	28							
1587	07-23-26	28							

***Indicates noncompliance with specifications**

Concrete Placed: cu. yds

Remarks:

Technician: S. Micho
ACI I/SB 101/102

Depart Lab: 6:00 am
Depart Site: 3:30 am
Arrive Site: 7:00 am
Arrive Lab: 4:30 pm
Lunch: --- hrs.
Time: 4.5 hrs.

Distribution:
James McCraken, Tommy Artz, Anthony Andreotti
Greg Garrison, Robert Acuna, Josh Laney
Invoice (1)

Sai Dandamudi
Graduate Engineer

Madhu R. Munirathnam, P.E.
TBPE Registration No. F-410

07-07-26
Date

The results of this report pertain only to the items and locations tested. This report shall not be reproduced except in full without written approval of Geotest Engineering, Inc.
RCCTD.REP

GEOTEST ENGINEERING, INC.
5600 Bintliff Drive Houston, Texas 77036 Tel. (713) 266-0588

REPORT OF CONCRETE CYLINDER TEST DATA

(ASTM C39, ASTM C31, ASTM C511, and ASTM C172)

Project: North Park Drive Overpass Project (T-1013) | Job No.: 11503403-02
Client: Cobb Fendley | Report No.: 842 A, 1 of 1
Concrete Producer: Texan Concrete Enterprise | Plant: --- | Date: 06-26-2026
Contractor: Harper Brothers | Spec. No.: Item 420 / 421
Dispatch No. 84258

SAMPLING DATA | **MIX DESIGN**

~ Verified @ Plant ■ Supplied by Producer

	Actual		Specifications			Material	Type	Weight	Unit
Truck No.	A&D	Ticket No.	49284			**Class**	'A'	**Mix No.**	SK 3000 PSI
Time Batched	8:42 am								
Time Sampled	9:15 am					Cement	Type I/II	N/A	lbs
Time in Mixer	33	Min.	Max. 90			Flyash		N/A	lbs
Slump (1)	2.0	in.	As app.	in.		Coarse Aggregate		N/A	lbs
Air Content (2)	4.0	%	Min 3.0	%		Fine Aggregate	Concrete Sand	N/A	lbs
Unit Weight (3)	N/A	pcf	N/A			Admixture 1		N/A	ozs
Yield	N/A	cu.ft	N/A			Admixture 2		N/A	ozs
Water Added	0	gals	N/A	gals		Admixture 3		N/A	ozs
Ambient Temp	83	°F	Min. 35	°F		Water		N/A	lbs
Concrete Temp (4)	90	°F	Max. 95	°F					

Weather: □ Sunny □ Cloudy ■ Partially Cloudy □ Rainy

(1) ASTM C143 (2) ~ ASTM C173 ASTM C231 Required Strength _____ psi @ _____ days

(3) ASTM C138 (4) ASTM C1064 Capping Method: ASTM C1231 3000 psi @ 28 days

Specimen Size: ■ 6" ø x 12" ~ 4"ø x 8" ~ 3" ø x 6" Initial Curing: Field Final Curing: Standard (Tanks)

General Location: Side path & pedestrian ramps at King Hill in front of 1331 North Park Drive Kings wood, TX 77339 Station No. 46+60 to 48+20 Right

Sample Location: Sampled at 5.0 of 10.0 cubic yards at Class A 6126 at Station No. 46+60 Right

Specimen Mark	Date Tested	Age, Days	Type of Fracture	Diameter, (in)	Height, (in)	Area, (Sq.in)	Ultimate Load, (Lbs.)	Compressive Strength, (psi)	Tested By
SET I									
1588	07-03-26	7	5	6.00	12.01	28.27	111,570	3950	A.Abraham
1589	07-03-26	7	5	6.00	12.01	28.27	113,810	4030	A.Abraham
1590	07-24-26	28							
1591	07-24-26	28							

***Indicates noncompliance with specifications** Concrete Placed: cu. yds

Remarks: Technician has notified of the results to the Inspector (Anthon at site)

Technician: S. Micho
ACI I/SB 101/102

Depart Lab: 8:00 am | Arrive Site: 9:00 am | Lunch: 0.5 hrs.
Depart Site: 4:30 pm | Arrive Lab: 5:30 pm | **Time: 9.0 hrs.**

Distribution:
James McCraken, Tommy Artz, Anthony Andreotti
Greg Garrison, Robert Acuna, Josh Laney
Invoice (1)

Sai Dandamudi
Graduate Engineer

Madhu R. Muniratinam, P.E.
TBPE Registration No. F-410

07-07-26
Date

/

The results of this report pertain only to the items and locations tested. This report shall not be reproduced except in full without written approval of Geotest Engineering, Inc.
RCCTD.REP

GEOTEST ENGINEERING, INC.
5600 Bintliff Drive Houston, Texas 77036 Tel. (713) 266-0588

REPORT OF CONCRETE CYLINDER TEST DATA

(ASTM C39, ASTM C31, ASTM C511, and ASTM C172)

Project: North Park Drive Overpass Project (T-1013)
Client: Cobb Fendley
Concrete Producer: Rocket Ready Mix
Contractor: Haper Brothers
Dispatch No. 84293
Plant: Pinafore
Spec. No.: Item 360 /420 / 421
Job No.: 11503403-02
Report No.: 844 A, 1 of 1
Date: 06-27-2026

SAMPLING DATA

	Actual		Specifications	
Truck No.	407	Ticket No.	127983	
Time Batched	6:35 am			
Time Sampled	7:40 am			
Time in Mixer	65	Min.	Max. 90	
Slump (1)	5.5	in.	3.0 – 6.0	in.
Air Content (2)	1.5	%	Min 3.0	%
Unit Weight (3)	N/A	pcf	N/A	
Yield	N/A	cu.ft	N/A	
Water Added	0	gals	N/A	gals
Ambient Temp	77	°F	Min. 35	°F
Concrete Temp (4)	90	°F	Max. 95	°F

MIX DESIGN

~ Verified @ Plant ■ Supplied by Producer

Class 'P' Mix No. DOT P

Material	Type	Weight	Unit
Cement	Type I/II	N/A	lbs
Flyash		N/A	lbs
Coarse Aggregate		N/A	lbs
Fine Aggregate	Concrete Sand	N/A	lbs
Admixture 1		N/A	ozs
Admixture 2		N/A	ozs
Admixture 3		N/A	ozs
Water		N/A	lbs

Weather: ■ Sunny □ Cloudy □ Partially Cloudy □ Rainy

(1) ASTM C143 (2) ~ ASTM C173 ASTM C231

(3) ASTM C138 (4) ASTM C1064 Capping Method: ASTM C1231

Required Strength: 3200 psi @ 7 days; 4000 psi @ 28 days

Specimen Size: ■ 6" ø x 12" ~ 4"ø x 8" ~ 3" ø x 6"

Initial Curing: Field Final Curing: Standard (Tanks)

General Location: Paving a Bridge header over pass at 1301 North Park Drive King wood TX. 77339 at Sta. No. 35+00 35+45 Right, Class 'P' 6 1/27

Sample Location: Sampled at 30.0 of 200.0 cubic yards at Approx. 50' of 354 at Station No. 35+54 Right

Specimen Mark	Date Tested	Age, Days	Type of Fracture	Diameter, (in)	Height, (in)	Area, (Sq.in)	Ultimate Load, (Lbs.)	Compressive Strength, (psi)	Tested By
SET I									
1592	07-04-26	7	5	6.00	11.99	28.27	104,770	3710	S.Dandamudi
1593	07-04-26	7	5	6.00	11.99	28.27	102,040	3610	S.Dandamudi
1594	07-25-26	28							
1595	07-25-26	28							

***Indicates noncompliance with specifications**

Concrete Placed: cu. yds

Remarks: Technician has notified of the results to the Inspector (Anthony)

Technician: S. Mishra
ACI#/SB 101/102

Depart Lab: 6:00 am
Depart Site: 9:00 am
Arrive Site: 7:00 am
Arrive Lab: 10:00 am
Lunch: --- hrs.
Time: 4.0 hrs.

Distribution:
James McCraken, Tommy Arizmendi, Anthony Andrabtti
Greg Garrison, Robert Acuna, Josh Laney
Invoice (1)

STATE OF TEXAS
RAVI RAJ YANAMANDALA
102481
LICENSED
PROFESSIONAL ENGINEER

Sai Dandamudi
Graduate Engineer

Madhu R. Munirathnam, P.E.
TBPE Registration No. F-410

07-07-26
Date

The results of this report pertain only to the items and locations tested. This report shall not be reproduced except in full without written approval of Geotest Engineering, Inc.
RCCTD.REP

GEOTEST ENGINEERING, INC.
5600 Bintliff Drive Houston, Texas 77036 Tel. (713) 266-0588

REPORT OF CONCRETE CYLINDER TEST DATA

(ASTM C39, ASTM C31, ASTM C511, and ASTM C172)

Project: North Park Drive Overpass Project (T-1013)
Client: Cobb Fendley
Concrete Producer: Rocket Ready Mix
Contractor: Haper Brothers
Dispatch No. 84293

Plant: Pinafore
Spec. No.: Item 360 /420 / 421

Job No.: 11503403-02
Report No.: 844 B, 1 of 1
Date: 06-27-2026

SAMPLING DATA

	Actual		Specifications	
Truck No.	407	Ticket No.	127983	
Time Batched	6:35 am			
Time Sampled	7:40 am			
Time in Mixer	65	Min.	Max. 90	
Slump (1)	5.5	in.	3.0 – 6.0	in.
Air Content (2)	1.5	%	Min 3.0	%
Unit Weight (3)	N/A	pcf	N/A	
Yield	N/A	cu.ft	N/A	
Water Added	0	gals	N/A	gals
Ambient Temp	77	°F	Min. 35	°F
Concrete Temp (4)	90	°F	Max. 95	°F

MIX DESIGN

~ Verified @ Plant ■ Supplied by Producer

Class 'P' **Mix No.** DOT P

Material	Type	Weight	Unit
Cement	Type I/II	N/A	lbs
Flyash		N/A	lbs
Coarse Aggregate		N/A	lbs
Fine Aggregate	Concrete Sand	N/A	lbs
Admixture 1		N/A	ozs
Admixture 2		N/A	ozs
Admixture 3		N/A	ozs
Water		N/A	lbs

Weather: ■ Sunny □ Cloudy □ Partially Cloudy □ Rainy

(1) ASTM C143 (2) ~ ASTM C173 ASTM C231
(3) ASTM C138 (4) ASTM C1064 Capping Method: ASTM C1231

Required Strength: 3200 psi @ 7 days; 4000 psi @ 28 days

Specimen Size: ■ 6" ø x 12" ~ 4"ø x 8" ~ 3" ø x 6"

Initial Curing: **Field** Final Curing: **Standard (Tanks)**

General Location: Paving a Bridge header over pass at 1301 North Park Drive King wood TX. 77339 at Sta. No. 35+00 35+45 Right, Class 'P' 6 1/27

Sample Location: Sampled at 30.0 of 200.0 cubic yards at Approx. 50' of 354 at Station No. 35+54 Right

Specimen Mark	Date Tested	Age, Days	Type of Fracture	Diameter, (in)	Height, (in)	Area, (Sq.in)	Ultimate Load, (Lbs.)	Compressive Strength, (psi)	Tested By
SET I									
1592	07-04-26	7	5	6.00	11.99	28.27	104,770	3710	S.Dandamudi
1593	07-04-26	7	5	6.00	11.99	28.27	102,040	3610	S.Dandamudi
1594	07-25-26	28	3	6.00	12.00	28.27	141,560	5010	S.Dandamudi
1595	07-25-26	28	3	6.00	12.00	28.27	148,940	5270	S.Dandamudi

***Indicates noncompliance with specifications**

Concrete Placed: cu. yds

Remarks: Technician has notified of the results to the Inspector (Anthony)

Technician: S. Micho
ACI I/SB 101/102

Depart Lab: 6:00 am
Depart Site: 9:00 am
Arrive Site: 7:00 am
Arrive Lab: 10:00 am
Lunch: ---
Time: 4.0 **hrs.**

Distribution:
James McCraken, Tommy Artz, Anthony Andreotti
Greg Garrison, Robert Acuna, Josh Laney
Invoice (1)

DSP Dandamudi
Sai Dandamudi
Graduate Engineer

Madhu R. Munirathnam, P.E.
TBPE Registration No. F-410

Date 07/29/26

The results of this report pertain only to the items and locations tested. This report shall not be reproduced except in full without written approval of Geotest Engineering, Inc.
RCCTD.REP

GEOTEST ENGINEERING, INC.
5600 Bintliff Drive Houston, Texas 77036 Tel. (713) 266-0588

REPORT OF CONCRETE SAMPLE PICK-UP
(ASTM C31)

Project:	North Park Drive Overpass Project (T-1013)	Job No.:	11503403-02
Client:	Cobb Fendley	Report No.:	846
Contractor:	Harper Brothers Construction	Date:	06-28-2026

On 06-28-26, a total of four (04) cylinders, cast on 06-27-26, were picked up at the jobsite and delivered to the laboratory for processing.

Min. 80 °F, Max. 95 °F* Temperature
MTE # 6 - 27

Note: Normal strength concrete initial (field) curing temperature should be: 60 – 80 °F
High early strength concrete (6000 psi and higher) should be: 68 – 78 °F

*Indicates non-compliance with ASTM requirements.

Remarks: **Information not available.

Technician:	S. Micho	Depart Lab:	6:00 am	Arrive Site:	7:00 am	Lunch:	---	hrs.
	ACI I/SB 101-102	Depart Site:	7:30 am	Arrive Lab:	8:30 am	**Time:**	**2.5**	**hrs.**

Distribution:
James McCraken, Tommy Artz, Anthony Andreotti
Greg Garrison, Robert Acuna, Josh Laney
Invoice (1)

D S P Dandamudi — for — 07-01-26

Sai Dandamudi
Graduate Engineer

Madhu R. Munirathnam, P.E.
TBPE Registration No. F-410

Date

The results of this report pertain only to the items and locations tested. This report shall not be reproduced except in full without written approval of Geotest Engineering, Inc.
RCSPU.REP

GEOTEST ENGINEERING, INC.
5600 Bintliff Drive Houston, Texas 77036 Tel. (713) 266-0588

REPORT OF FIELD DENSITY
(ASTM D6938, ASTM D2487 & TEX 115E)

Project:	North Park Drive Overpass Project (T-1013)	Job No.:	11503403-02
Client:	Cobb Fendley	Report No.:	847
Contractor:	Harper Brothers Construction	Date:	06-29-2026

Soil Description: Cement Treated Soil

Curve No.: 29 MDD: 119.3 pcf OMC: 12.3 %

Specification: Item 275 Moisture Tolerance: ±2 of OMC

Model: HS 5001EZ2 Serial No.: 10596 Standard Counts Density 3070.6 Moisture 317.4

Unless otherwise specified Dry Density and Moisture Content are in accordance with ASTM D6938.

					Specification Requirements	
					10.3 - 14.3	95+
Test No.	Location	Elev, ft.	Lift	Dry density, pcf	In-place Moisture, %	Percent Compaction
	Slope Paving Water Line approximately 48' West of Storm Drainage RCP at Northeast corner of Detention Pond No. 2					
842	Approximately 48' Northeast of Pond at North	Grade	Final	114.7	14.3	96.2
843	Approximately 100' Southeast of Pond at Southeast	Grade	Final	116.6	14.1	97.7
844	Approximately – 48' West of Drainage RCP	Grade	Final	116.6	12.1	97.8

***-Indicates noncompliance with specifications.**
Remarks:

Technician:	S. Micho ACI/SB101/102	Depart Lab:	7:30 am	Arrive Site:	8:30 am	Lunch:	0.5 hrs.
		Depart Site:	3:30 pm	Arrive Lab:	4:30 pm	**Time:**	**8.5 hrs.**

Distribution:
James McCraken, Tommy Artz, Anthony Andreotti
Greg Garrison, Robert Acuna, Josh Laney
Invoice (1)

DSP Dandamudi
Sai Dandamudi
Graduate Engineer

for
Madhu R. Munirathnam, P.E.
TBPE Registration No. F-410

07-01-26
Date

Additional information requested to be reported by ASTM is provided in the project file
The results of this report pertain only to the items and locations tested. This report shall not be reproduced except in full without written approval of Geotest Engineering, Inc.
RFD-R.REP

GEOTEST ENGINEERING, INC.
5600 Bintliff Drive Houston, Texas 77036 Tel. (713) 266-0588

REPORT OF CONCRETE CYLINDER TEST DATA

(ASTM C39, ASTM C31, ASTM C511, and ASTM C172)

Project: North Park Drive Overpass Project (T-1013)
Client: Cobb Fendley
Concrete Producer: Texan Concrete
Contractor: Happer Brothers
Dispatch No. 84349
Plant: 6001 Homestead
Spec. No.: Item 421
Job No.: 11503403-02
Report No.: 848 A, 1 of 1
Date: 06-29-2026

SAMPLING DATA

	Actual		Specifications	
Truck No.	322318	Ticket No.	49393	
Time Batched	8:35 am			
Time Sampled	9:20 am			
Time in Mixer	45	Min.	Max. 90	
Slump (1)	3.0	in.	As App	in.
Air Content (2)	4.0	%	Min 3.0	%
Unit Weight (3)	N/A	pcf	N/A	
Yield	N/A	cu.ft	N/A	
Water Added	0	gals	N/A	gals
Ambient Temp	83	°F	Min. 40	°F
Concrete Temp (4)	88	°F	Max. 90	°F

MIX DESIGN

~ Verified @ Plant ■ Supplied by Producer

Class 5 SK **Mix No.** 5 SK 3000 ASH

Material	Type	Weight	Unit
Cement	Type I/II	N/A	lbs
Flyash		N/A	lbs
Coarse Aggregate		N/A	lbs
Fine Aggregate	Concrete Sand	N/A	lbs
Admixture 1		N/A	ozs
Admixture 2		N/A	ozs
Admixture 3		N/A	ozs
Water		N/A	lbs

Weather: ■ Sunny □ Cloudy □ Partially Cloudy □ Rainy

(1) ASTM C143 (2) ~ ASTM C173 ASTM C231

(3) ASTM C138 (4) ASTM C1064 Capping Method: ASTM C1231

Required Strength: 3000 psi @ 28 days

Specimen Size: ■ 6" ø x 12" ~ 4"ø x 8" ~ 3" ø x 6"

Initial Curing: Field Final Curing: Standard (Tanks)

General Location: Sidewalk and ramps at 1317 North Park Drive, Kingwood Tx 77339 at entrance and exit of Kings mills, from Station No. 47+29 to Right

Sample Location: Sampled at 10.0 of 10.0 cubic yards at Station No. 47+29 Right

Specimen Mark	Date Tested	Age, Days	Type of Fracture	Diameter, (in)	Height, (in)	Area, (Sq.in)	Ultimate Load, (Lbs.)	Compressive Strength, (psi)	Tested By
SET I									
1596	07-06-26	07	5	6.01	12.00	28.37	88,950	3140	A.Abraham
1597	07-06-26	07	5	6.01	12.00	28.37	91,120	3210	A.Abraham
1598	07-27-26	28							
1599	07-27-26	28							

***Indicates noncompliance with specifications**

Concrete Placed: 0.0 cu. yds

Remarks:

Technician: S. Micho
ACI I/SB 101/102

Depart Lab: 7:30 am
Depart Site: 3:30 pm
Arrive Site: 8:30 am
Arrive Lab: 4:30 pm
Lunch: 0.5 hrs.
Time: 8.5 hrs.

Distribution:
James McCraken, Tommy Artz, Anthony Andreotti
Greg Garrison, Robert Acuna, Josh Laney
Invoice (1)

Sai Dandamudi
Graduate Engineer

Madhu R. Munirathnam, P.E.
TBPE Registration No. F-410

07-07-26
Date

The results of this report pertain only to the items and locations tested. This report shall not be reproduced except in full without written approval of Geotest Engineering, Inc.
RCCTD.REP

GEOTEST ENGINEERING, INC.
5600 Bintliff Drive Houston, Texas 77036 Tel. (713) 266-0588

REPORT OF JOB CANCELLATION

Project:	North Park Drive Overpass Project (T-1013)	Job No.:	11503403-02
Client:	Cobb Fendley	Report No.:	849
Contractor:	Harper Brothers Construction	Date:	06-30-2026

On 06-30-26, a Geotest Engineering representative was present at the above referenced project to perform test.

The job was cancelled due to the following reason:

_____ Rain and bad weather

__☒__ Contractor not ready

_____ Equipment breakdown

_____ Work placed on hold from _____ to _____

_____ Other

_____

_____

Remarks: _____

Technician:	K. Thompson	Depart Lab:	12:00 pm	Arrive Site:	1:00 pm	Lunch:	---	hrs.
	ACI I	Depart Site:	2:30 pm	Arrive Lab:	3:30 pm	**Time:**	**3.5**	**hrs.**

Distribution:
James McCraken, Tommy Artz, Anthony Andreotti
Greg Garrison, Robert Acuna, Josh Laney
Invoice (1)

DSP Dandamudi
Sai Dandamudi
Graduate Engineer

M Madhu
Madhu R. Munirathnam, P.E.
TBPE Registration No. F-410

Date 02/02/26

The results of this report pertain only to the items and locations tested. This report shall not be reproduced except in full without written approval of Geotest Engineering, Inc.
RJC.REP

GEOTEST ENGINEERING, INC.
5600 Bintliff Drive Houston, Texas 77036 Tel. (713) 266-0588

REPORT OF CONCRETE SAMPLE PICK-UP
(ASTM C31)

Project:	North Park Drive Overpass Project (T-1013)	Job No.:	11503403-02
Client:	Cobb Fendley	Report No.:	850
Contractor:	Harper Brothers Construction	Date:	06-30-2026

On 06-30-26, a total of four (04) cylinders, cast on 06-29-26, were picked up at the jobsite and delivered to the laboratory for processing.

Min. 78 °F, Max. 96 °F Temperature
MTE # 6 - 27

Note: Normal strength concrete initial (field) curing temperature should be: 60 – 80 °F
High early strength concrete (6000 psi and higher) should be: 68 – 78 °F

*Indicates non-compliance with ASTM requirements.

Remarks: **Information not available.

Technician:	K. Thompson	Depart Lab:	12:15 pm	Arrive Site:	1:15 pm	Lunch:		hrs.
	ACI I	Depart Site:	2:45 pm	Arrive Lab:	3:45 pm	**Time:**	**3.5**	**hrs.**

Distribution:
Grant Detro, Steve Peik, Glenn Scantlan, Kevin Perkins, Terrance Vogt, Justin Montemayor, Joel Salinas
Greg Garrison, Robert Acuna, Josh Laney
Invoice (1)

Sai Dandamudi
Graduate Engineer

Madhu R. Munirathnam, P.E.
TBPE Registration No. F-410

Date 07/02/26

/

The results of this report pertain only to the items and locations tested. This report shall not be reproduced except in full without written approval of Geotest Engineering, Inc.
RCSPU.REP

GEOTEST ENGINEERING, INC.
5600 Bintliff Drive Houston, Texas 77036 Tel. (713) 266-0588

REPORT OF FIELD DENSITY
(ASTM D6938, ASTM D2487 & TEX 115E)

Project:	North Park Drive Overpass Project (T-1013)	Job No.:	11503403-02
Client:	Cobb Fendley	Report No.:	851
Contractor:	Harper Brothers Construction	Date:	07-01-2026

Soil Description: Cement Treated Soil

Curve No.: 29 MDD: 119.3 pcf OMC: 12.3 %

Specification: Item 275 Moisture Tolerance: ±2% of OMC

Model: HS 5001 EZ2 Serial No.: 10596 Standard Counts Density 3070.3 Moisture 322.3

Unless otherwise specified Dry Density and Moisture Content are in accordance with ASTM D6938.

					Specification Requirements	
					10.3 – 14.3	95+
Test No.	Location	Elev, ft.	Lift	Dry density, pcf	In-place Moisture, %	Percent Compaction
	Backfill for Slope paving at South Pond at (30.0683892, -95.2459445) NE of Eastex Freeway					
845	South Pond (30.0683893, -95.2459445)	-5	Final	114.1	14.0	95.7
846	South Pond (30.0688137, -95.2464075)	-5	Final	113.7	13.9	95.3
847	South Pond (30.0685070, -95.2463571)	-5	Final	116.8	17.5*	97.9
848	South Pond (30.0682661, -95.2462520)	-5	Final	113.4	16.6*	95.0
849	South Pond (30.0686465, +95.2465564)	-5	Final	114.8	14.8*	96.3

***-Indicates noncompliance with specifications.**

Remarks: Notified results and high moisture to Inspector Mr. Anthony.

Technician: M. Demoz
ACI I/SB 101/102

Depart Lab: 9:00 am
Depart Site: 5:45 pm

Arrive Site: 10:00 am
Arrive Lab: 6:45 pm

Lunch: 0.5 hrs.
Time: 9.25 hrs.

Distribution:
James McCraken, Tommy Artz, Anthony Andreotti
Greg Garrison, Robert Acuna, Josh Laney
Invoice (1)

Sai Dandamudi
Graduate Engineer

Madhu R. Munirathnam, P.E.
TBPE Registration No. F-410

07-07-26
Date

/

Additional information requested to be reported by ASTM is provided in the project file
The results of this report pertain only to the items and locations tested. This report shall not be reproduced except in full without written approval of Geotest Engineering, Inc.
RFD-R.REP

GEOTEST ENGINEERING, INC.
5600 Bintliff Drive Houston, Texas 77036 Tel. (713) 266-0588

REPORT OF CONCRETE CYLINDER TEST DATA

(ASTM C39, ASTM C31, ASTM C511, and ASTM C172)

Project: North Park Drive Overpass Project (T-1013)
Client: Cobb Fendley
Concrete Producer: Texan Concrete Enterprise Plant: 6001 Homestead
Contractor: Harper Brothers Spec. No.: Item 421 / 360
Dispatch No.: 84438

Job No.: 11503403-02
Report No.: 852 A, 1 of 1
Date: 07-02-2026

SAMPLING DATA

	Actual		Specifications	
Truck No.	Checkmate	Ticket No.	322510	
Time Batched	8:27 am			
Time Sampled	9:00 am			
Time in Mixer	33	Min.	Max. 90	
Slump (1)	7.75 *	in.	4.0 – 5.5	in.
Air Content (2)	3.1	%	Min. 3.0	%
Unit Weight (3)	N/A	pcf	N/A	
Yield	N/A	cu.ft	N/A	
Water Added	0	gals	N/A	gals
Ambient Temp	82	°F	Min. 40	°F
Concrete Temp (4)	86	°F	Max. 90	°F

MIX DESIGN

~ Verified @ Plant ■ Supplied by Producer

Class 'HES' **Mix No.** TXDT CL HES 2

Material	Type	Weight	Unit
Cement	Type I/II	N/A	lbs
Flyash		N/A	lbs
Coarse Aggregate		N/A	lbs
Fine Aggregate	Concrete Sand	N/A	lbs
Admixture 1		N/A	ozs
Admixture 2		N/A	ozs
Admixture 3		N/A	ozs
Water		N/A	lbs

Weather: ■ Sunny □ Cloudy □ Partially Cloudy □ Rainy

(1) ASTM C143 (2) ~ ASTM C173 ASTM C231

(3) ASTM C138 (4) ASTM C1064 Capping Method: ASTM C1231

Required Strength: 3200 psi @ 1 days; 4000 psi @ 7 days

Specimen Size: ■ 6" ø x 12" ~ 4"ø x 8" ~ 3" ø x 6"

Initial Curing: Field Final Curing: Standard (Tanks)

General Location: Pavement on loop 494 North Bound at Station No. 405+88 to 406+96 Center Lane

Sample Location: Sampled at 10.0 of 40.0 cubic yards at Station No. 406+00 Center Lane

Specimen Mark	Date Tested	Age, Days	Type of Fracture	Diameter, (in)	Height, (in)	Area, (Sq.in)	Ultimate Load, (Lbs.)	Compressive Strength, (psi)	Tested By
SET I									
1600	07-09-26	7	5	6.00	12.00	28.27	135,940	4810	A.Abraham
1601	07-09-26	7	5	6.00	12.00	28.27	135,440	4790	A.Abraham
1602	07-30-26	28							
1603	07-30-26	28							

***Indicates noncompliance with specifications**

Concrete Placed: 70.0 cu. yds

Remarks: The slump is higher than the specification notified to Inspector Anthony.

Technician: M. Demoz, ACI I
Depart Lab: 6:00 am
Depart Site: 11:30 am
Arrive Site: 7:00 am
Arrive Lab: 12:30 pm
Lunch: ---
Time: 6.5 **hrs.**

Distribution:
James McCraken, Tommy Artz, Anthony Andreotti
Greg Garrison, Robert Acuna, Josh Laney
Invoice (1)

Sai Dandamudi
Graduate Engineer

Madhu R. Munirathnam, P.E.
TBPE Registration No. F-410

07-10-26
Date

The results of this report pertain only to the items and locations tested. This report shall not be reproduced except in full without written approval of Geotest Engineering, Inc.
RCCTD.REP

GEOTEST ENGINEERING, INC.
5600 Bintliff Drive Houston, Texas 77036 Tel. (713) 266-0588

REPORT OF CONCRETE CYLINDER TEST DATA

(ASTM C39, ASTM C31, ASTM C511, and ASTM C172)

Project: North Park Drive Overpass Project (T-1013)
Client: Cobb Fendley
Concrete Producer: Texan Concrete Enterprise Plant: 6001 Homestead
Contractor: Harper Brothers Spec. No.: Item 421
Dispatch No.: 84438

Job No.: 11503403-02
Report No.: 853 A, 1 of 1
Date: 07-02-2026

SAMPLING DATA

	Actual		Specifications	
Truck No.	---	Ticket No.	322521	
Time Batched	9:51 am			
Time Sampled	10:30 am			
Time in Mixer	39	Min.	Max. 90	
Slump (1)	5.0	in.	As App.	in.
Air Content (2)	3.8	%	Min. 3.0	%
Unit Weight (3)	N/A	pcf	N/A	
Yield	N/A	cu.ft	N/A	
Water Added	10.0	gals	N/A	gals
Ambient Temp	87	°F	Min. 40	°F
Concrete Temp (4)	89	°F	Max. 90	°F

MIX DESIGN

~ Verified @ Plant ■ Supplied by Producer

Class 5.0 SK **Mix No.** 5.0 SK 3000 ASH

Material	Type	Weight	Unit
Cement	Type I/II	N/A	lbs
Flyash		N/A	lbs
Coarse Aggregate		N/A	lbs
Fine Aggregate	Concrete Sand	N/A	lbs
Admixture 1		N/A	ozs
Admixture 2		N/A	ozs
Admixture 3		N/A	ozs
Water		N/A	lbs

Weather: ■ Sunny □ Cloudy □ Partially Cloudy □ Rainy

(1) ASTM C143 (2) ~ ASTM C173 ASTM C231

(3) ASTM C138 (4) ASTM C1064 Capping Method: ASTM C1231

Required Strength: 3000 psi @ 28 days

Specimen Size: ■ 6" ø x 12" ~ 4"ø x 8" ~ 3" ø x 6"

Initial Curing: **Field** Final Curing: **Standard (Tanks)**

General Location: Sidewalk at East Bound North Park Drive from Station No. 71+00 to 73+00 Right

Sample Location: Sampled at ___ of ___cubic yards at Station No. 71+03

Specimen Mark	Date Tested	Age, Days	Type of Fracture	Diameter, (in)	Height, (in)	Area, (Sq.in)	Ultimate Load, (Lbs.)	Compressive Strength, (psi)	Tested By
SET II									
1604	07-09-26	7	3	6.00	12.00	28.27	105,150	3720	A.Abraham
1605	07-09-26	7	3	6.00	12.00	28.27	107,450	3800	
1606	07-30-26	28							
1607	07-30-26	28							

***Indicates noncompliance with specifications**

Concrete Placed: 9.0 cu. yds

Remarks:

Technician: M. Demoz. ACI I
Depart Lab: ---
Depart Site: ---
Arrive Site: ---
Arrive Lab: ---
Lunch: --- hrs.
Time: A.O.S. hrs.

Distribution:
James McCraken, Tommy Artz, Anthony Andreotti
Greg Garrison, Robert Acuna, Josh Laney
Invoice (1)

Sai Dandamudi
Graduate Engineer

Madhu R. Munirathnam, P.E.
TBPE Registration No. F-410

07-10-26
Date

The results of this report pertain only to the items and locations tested. This report shall not be reproduced except in full without written approval of Geotest Engineering, Inc.
RCCTD.REP

GEOTEST ENGINEERING, INC.
5600 Bintliff Drive Houston, Texas 77036 Tel. (713) 266-0588

REPORT OF CONCRETE SAMPLE PICK-UP
(ASTM C31)

Project:	North Park Drive Overpass Project (T-1013)	Job No.:	11503403-02
Client:	Cobb Fendley	Report No.:	854
Contractor:	Harper Brothers Construction	Date:	07-03-2026

On 07-03-2026, a total of eight (08) cylinders, cast on 07-02-2026, were picked up at the jobsite and delivered to the laboratory for processing.

Min. 77 °F, Max. 94 °F* Temperature
MTE # 6 - 27

Note: Normal strength concrete initial (field) curing temperature should be: 60 – 80 °F
High early strength concrete (6000 psi and higher) should be: 68 – 78 °F

*Indicates non-compliance with ASTM requirements.

Remarks:

Technician:	M. Demoz	Depart Lab:	7:00 am	Arrive Site:	8:00 am	Lunch:	---	hrs.
	ACI I	Depart Site:	8:30 am	Arrive Lab:	9:30 am	**Time:**	**2.5**	**hrs.**

Distribution:
James McCraken, Tommy Artz, Anthony Andreotti
Greg Garrison, Robert Acuna, Josh Laney
Invoice (1)

Sai Dandamudi
Graduate Engineer

Madhu R. Munirathnam, P.E.
TBPE Registration No. F-410

07-07-26
Date

The results of this report pertain only to the items and locations tested. This report shall not be reproduced except in full without written approval of Geotest Engineering, Inc.
RCSPU.REP

GEOTEST ENGINEERING, INC.
5600 Bintliff Drive Houston, Texas 77036 Tel. (713) 266-0588

REPORT OF FIELD DENSITY
(ASTM D6938, ASTM D2487 & TEX 115E)

Project:	North Park Drive Overpass Project (T-1013)	Job No.:	11503403-02
Client:	Cobb Fendley	Report No.:	855
Contractor:	Harper Brothers Construction	Date:	07-06-2026

Soil Description: 1.1 SK Cement Stabilized Sand (Arcosa #12)

Curve No.: 31 MDD: 112 pcf OMC: 11.8 %

Specification: Item 275 Moisture Tolerance: ±2% of OMC

Model: HS 5001 EZ2 Serial No.: 10596 Standard Counts Density 3070.3 Moisture 322.3

Unless otherwise specified Dry Density and Moisture Content are in accordance with ASTM D6938.

					Specification Requirements	
					9.8 – 13.8	95+
Test No.	Location	Elev, ft.	Lift	Dry density, pcf	In-place Moisture, %	Percent Compaction
	Backfill for slope paving at North Pond NW Corner of Northpark Dr. and Eastex Freeway					
850	North Pond (30.0704046, -95.2459214)	S.G.	Final	111.7	13.6	99.7
851	North Pond (30.0700712, -95.2457431)	S.G.	Final	109.5	11.3	97.8
852	North Pond (30.0701130, -95.2457584)	S.G.	Final	110.5	13.6	98.7
853	North Pond (30.0698809, -95.2451935)	S.G.	Final	110.9	13.3	99.0

***-Indicates noncompliance with specifications.**

Remarks:

Technician: M. Demoz
ACI I/SB 101/102

Depart Lab: 08:00 am Arrive Site: 09:00 am Lunch: 0.5 hrs.
Depart Site: 04:00 pm Arrive Lab: 05:00 pm **Time: 9.0 hrs.**

Distribution:
James McCraken, Tommy Artz, Anthony Andreotti
Greg Garrison, Robert Acuna, Josh Laney
Invoice (1)

Sai Dandamudi
Graduate Engineer

Madhu R. Muhirathnam, P.E.
TBPE Registration No. F-410

07-10-26
Date

/

Additional information requested to be reported by ASTM is provided in the project file

The results of this report pertain only to the items and locations tested. This report shall not be reproduced except in full without written approval of Geotest Engineering, Inc.

RFD-R.REP

GEOTEST ENGINEERING, INC.
5600 Bintliff Drive Houston, Texas 77036 Tel. (713) 266-0588

REPORT OF CONCRETE CYLINDER TEST DATA

(ASTM C39, ASTM C31, ASTM C511, and ASTM C172)

Project: North Park Drive Overpass Project (T-1013)
Client: Cobb Fendley
Concrete Producer: Cemex
Contractor: Harper Brothers
Dispatch No.: 84507

Plant: 4366 A
Spec. No.: Item 421

Job No.: 11503403-02
Report No.: 856 A, 1 of 1
Date: 07-06-2026

SAMPLING DATA

	Actual		Specifications	
Truck No.	10068979	Ticket No.	49546634	
Time Batched	12:21 pm			
Time Sampled	1:45 pm			
Time in Mixer	84	Min.	Max. 90	
Slump (1)	1.5	in.	As app	in.
Air Content (2)	3.4	%	Min 3.0	%
Unit Weight (3)	N/A	pcf	N/A	
Yield	N/A	cu.ft	N/A	
Water Added	0	gals	N/A	gals
Ambient Temp	93	°F	Min. 40	°F
Concrete Temp (4)	90.9	°F	Max. 90	°F

MIX DESIGN

~ Verified @ Plant ■ Supplied by Producer

Class 'C' **Mix No.** 1607080

Material	Type	Weight	Unit
Cement	Type I/II	N/A	lbs
Flyash		N/A	lbs
Coarse Aggregate		N/A	lbs
Fine Aggregate	Concrete Sand	N/A	lbs
Admixture 1		N/A	ozs
Admixture 2		N/A	ozs
Admixture 3		N/A	ozs
Water		N/A	lbs

Weather: ■ Sunny □ Cloudy □ Partially Cloudy □ Rainy

(1) ASTM C143 (2) ~ ASTM C173 ASTM C231

(3) ASTM C138 (4) ASTM C1064 Capping Method: ASTM C1231

Required Strength: 3600 psi @ 28 days

Specimen Size: ■ 6" ø x 12" ~ 4"ø x 8" ~ 3" ø x 6"

Initial Curing: **Field** Final Curing: **Standard (Tanks)**

General Location: Traffic light foundation at North Park Drive and 494 North-West Corner (30.0686288, - 95.2413113)

Sample Location: Sampled at 10.0 of 10.0 cubic yards at 30.0686288, - 95.2413113

Specimen Mark	Date Tested	Age, Days	Type of Fracture	Diameter, (in)	Height, (in)	Area, (Sq.in)	Ultimate Load, (Lbs.)	Compressive Strength, (psi)	Tested By
SET I									
1608	07-13-26	7	5	6.00	12.00	28.27	139,380	4930	A.Abraham
1609	07-13-26	7	5	6.00	12.00	28.27	135,950	4810	A.Abraham
1610	08-03-26	28							
1611	08-03-26	28							

***Indicates noncompliance with specifications**

Concrete Placed: 10.0 cu. yds

Remarks: Notified the results to the Inspector.

Technician: M. Demoz
ACI I/ SB 101/102

Depart Lab: ---
Depart Site: ---
Arrive Site: ---
Arrive Lab: ---
Lunch: --- hrs.
Time: A.O.S. **hrs.**

Distribution:
James McCraken, Tommy Artz, Anthony Andreotti
Greg Garrison, Robert Acuna, Josh Laney
Invoice (1)

Sai Dandamudi
Graduate Engineer

Madhu R. Muniratnam, P.E.
TBPE Registration No. F-410

Date 07-14-26

/

The results of this report pertain only to the items and locations tested. This report shall not be reproduced except in full without written approval of Geotest Engineering, Inc.
RCCTD.REP

GEOTEST ENGINEERING, INC.
5600 Bintliff Drive Houston, Texas 77036 Tel.(713) 266-0588

REPORT OF SAMPLE PICK-UP

Project:	Northpark Drive Overpass Project (T-1013)	Job No.:	11503403-02
Client:	Cobb Fendley	Report No.:	857
Contractor:	Harper Brothers Construction	Date:	07-06-2026

Supplier: ARCOSA #12

The technician picked up a total of one (01) sample as described below:

□Soil/Base:

□ Cement Stabilized Sand
Truck No.: _____
Ticket No.: _____
Time Batched: am _____
Time Sampled: pm _____

■ Cement Stabilized Sand
Truck No.: S 3118
Ticket No.: 1938030040
Time batched: 10:24 am
Time sampled: 11:00 am

□ Cement Stabilized Sand
Truck No.: _____
Ticket No.: _____
Time: am pm

□ Cement Stabilized Sand
Truck No.: _____
Ticket No.: _____
Time: am pm

□ Concrete-Mix Design

□ Asphalt-Type _____ Surface Course
Truck No.: _____
Ticket No.: _____
Time: _____ am pm

□ Asphalt - Black Base Type _____
Truck No.: _____
Ticket No.: _____
Time: _____ am pm

□ Aggregate

□ Others:

Remarks:

Technician:	R. Teehan NICET IV	Depart Lab:	11:00 am	Arrive Site:	12:00 pm	Lunch:	---	hrs.
		Depart Site:	12:00 pm	Arrive Lab:	1:00 pm	**Time:**	**2.0**	**hrs.**

Distribution:
James McCraken, Tommy Artz, Anthony Andreotti
Greg Garrison, Robert Acuna, Josh Laney
Invoice (1)

DSPlendhna
Sai Dandamudi
Graduate Engineer

Madhu R. Munirathnam, P.E.
TBPE Registration No. F-410

07-08-26
Date

/
Additional information requested to be reported by ASTM is provided in the project file
The results of this report pertain only to the items and locations tested. This report shall not be reproduced except in full without written approval of Geotest Engineering, Inc.
RFD-R.REP

TxDOT Manuals > Tex-113-E Tex-114-E

TEXAS DEPARTMENT OF TRANSPORTATION

Moisture-Density Relations of Base Material & Sand or Subgrade & Embankment Soils
Tex-113-E or Tex-114-E

Refresh Workbook

File Version: 07/06/15 14:42:05

SAMPLE ID:	33225	SAMPLED DATE:	7/6/2026
TEST NUMBER:		LETTING DATE:	
SAMPLE STATUS:		CONTROLLING CSJ:	
COUNTY:		SPEC YEAR:	2014
SAMPLED BY:	R. Teehan	SPEC ITEM:	
SAMPLE LOCATION:	On site / Arcosa Plant # 12	SPECIAL PROVISION:	
MATERIAL CODE:		GRADE:	
MATERIAL NAME:	100 psi / 5% Cement Treated Sand		
PRODUCER:			
AREA ENGINEER:		PROJECT MANAGER:	
COURSE\LIFT:	STATION:	DIST. FROM CL.:	

Moisture-Density Work Sheet

Oven Dry Weight, (g):	
Weight of Pycnometer & Water, (g):	
Weight of Aggr., Pycn.& Water, (g):	
Specific Gravity (Apparent)(Override):	2.65
Specific Gravity (Apparent)(Calc):	2.65
Hygroscopic Moisture, (%):	

Sample Number :	1	2	3	4
Percent Water Content, (%):	-1.5	0	1.5	3
Mass Material, (lb):				
Mass Water Added, (lb):				
Wet Mass Specimen & Mold, (lb):	27.27050265	27.27733686	27.66732804	27.8904321
Mass of Mold, (lb):	11.22751323	11.22751323	11.22751323	11.22751323
	11.22751323	11.22751323	11.22751323	11.22751323
Wet Mass Specimen, (lb):	16.04298942	16.04982363	16.43981481	16.66291887
Height of Specimen, (in.):	8.108	7.886	7.974	8.151
Volume per Linear mm., (in.):	0.016362461	0.016362461	0.016362461	0.016362461
	0.016362461	0.016362461	0.016362461	0.016362461
Volume of Specimen, (ft^3):	0.132666834	0.129034367	0.130474264	0.13337042
Wet Density of Specimen, (lb):	120.9	124.4	126.0	124.9
Wet Mass of Pan & Specimen, (lb):	19.52667549	19.46935626	19.92063492	20.0579806
Dry Mass Pan & Specimen, (lb):	18.10141093	17.8452381	18.02998236	17.99118166
Tare Mass Pan, (lb):	3.501984127	3.502865961	3.505070547	3.454144621
Dry Mass Material , (lb):	14.59942681	14.34237213	14.52491182	14.53703704
Mass Water, (lb):	1.42526455	1.624118166	1.890652557	2.066798942
Percent Water on Total , (%):	9.76	11.32	13.02	14.22
Dry Density, (pcf):	110.1	111.7	111.5	109.4

Import Data								
SCA Energy Data	Total Energy (lb-ft)	Avg Energy/ Blow (lb-ft)	Total Energy (lb-ft)	Avg Energy/ Blow (lb-ft)	Total Energy (lb-ft)	Avg Energy/ Blow (lb-ft)	Total Energy (lb-ft)	Avg Energy/ Blow (lb-ft)
Lift 1:								
Lift 2:								
Lift 3:								
Lift 4:								

SCA Drop Data	Avg. Drop Ht. (in)	Blows	Avg. Drop Ht.(in)	Blows	Avg. Drop Ht.(in)	Blows	Avg. Drop Ht.(in)	Blows
Lift 1:								
Lift 2:								
Lift 3:								
Lift 4:								

Unconfined Strength Data (psi):				
Percent Strain (%):				

Max Dry Density, (pcf):	112.0
Optimum Moisture Content, (%):	11.8
M-D Graph R^2 Value.	0.99

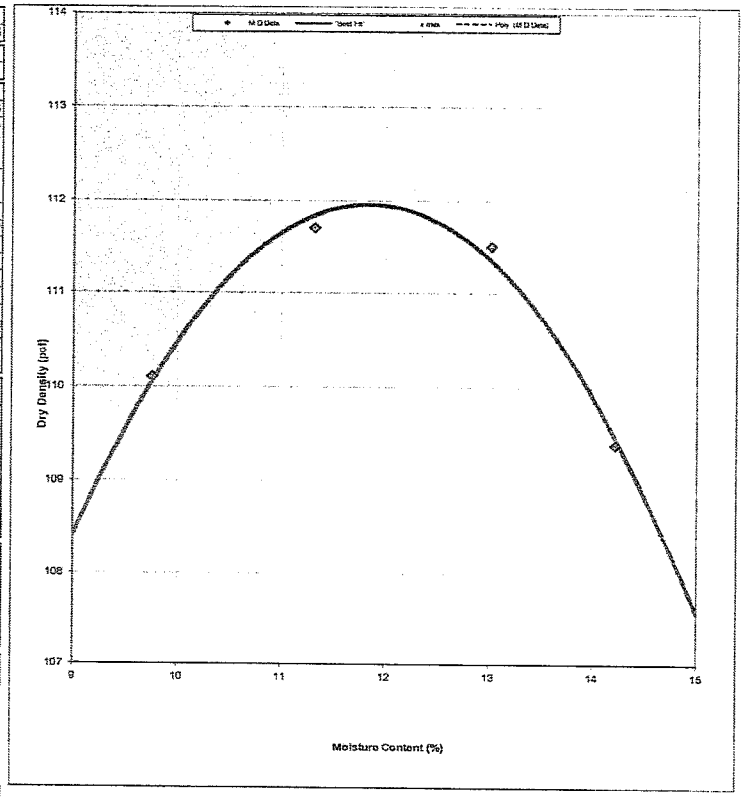

Remarks.

Job No.: 11503403-02 Curve No.: 31 Report No.: 858 Date: 07/06/2026

Test Method.	Tested By.	Tech Cert #	Tested Date:
TX113	S. Melesse		
TX114			

Test Stamp Code.	Omit Test:	Completed Date:	Reviewed By:

Locked By:	TxDOT:	District:	Area:

Authorized By:	Authorized Date:

07-10-26

GEOTEST ENGINEERING, INC.
5600 Bintliff Drive Houston, Texas 77036 Tel. (713) 266-0588

REPORT OF FIELD DENSITY
(ASTM D6938, ASTM D2487 & TEX 115E)

Project:	North Park Drive Overpass Project (T-1013)	Job No.:	11503403-02
Client:	Cobb Fendley	Report No.:	859
Contractor:	Harper Brothers Construction	Date:	07-07-2026

Soil Description: 5% Cement Stabilized Sand (Arcosa #7)

Curve No.: 32 MDD: 114.5 pcf OMC: 12.3 %

Specification: Item 275 Moisture Tolerance: -2, +2 % of OMC

Model: 5001 Serial No.: 3023 Standard Counts Density 2217.4 Moisture 485.4

Unless otherwise specified Dry Density and Moisture Content are in accordance with ASTM D6938.

					Specification Requirements	
					10.3 – 14.3	95
Test No.	Location	Elev, ft.	Lift	Dry density, pcf	In-place Moisture, %	Percent Compaction
	Backfill for slope paving on east side of South Pond					
854	410' E of Eastex Freeway 380'S of Northpark Dr	Grade	Final	113.8	11.6	99.4
855	413' E of Eastex Freeway 330'S of Northpark Dr	Grade	Final	114.2	12.5	99.7
856	416' E of Eastex Freeway 300'S of Northpark Dr	Grade	Final	113.4	11.3	99.0
857	417' E of Eastex Freeway 195'S of Northpark Dr	Grade	Final	113.1	11.4	98.8
858	418' E of Eastex Freeway 150'S of Northpark Dr	Grade	Final	113.4	11.2	99.0
859	418' E of Eastex Freeway 120'S of Northpark Dr	Grade	Final	1136	11.9	99.2
860	426' E of Eastex Freeway 98'S of Northpark Dr	Grade	Final	114.5	11.4	100.0

***-Indicates noncompliance with specifications.**

Remarks:

Technician:	B. Mekonen	Depart Lab:	6:00 am	Arrive Site:	7:00 am	Lunch:	0.5 hrs.
	ACI I/ Sb 101/102	Depart Site:	4:30 pm	Arrive Lab:	5:30 pm	**Time:**	**11.0 hrs.**

Distribution:
James McCraken, Tommy Artz, Anthony Andreotti
Greg Garrison, Robert Acuna, Josh Laney
Invoice (1)

Sai Dandamudi
Graduate Engineer

Madhu R. Muniratinam, P.E.
TBPE Registration No. F-410

07-14-26
Date

/

Additional information requested to be reported by ASTM is provided in the project file
The results of this report pertain only to the items and locations tested. This report shall not be reproduced except in full without written approval of Geotest Engineering, Inc.
RFD-R.REP

GEOTEST ENGINEERING, INC.
5600 Bintliff Drive Houston, Texas 77036 Tel. (713) 266-0588

REPORT OF CONCRETE CYLINDER TEST DATA

(ASTM C39, ASTM C31, ASTM C511, and ASTM C172)

Project: North Park Drive Overpass Project (T-1013)
Client: Cobb Fendley
Concrete Producer: Cemex
Contractor: Harper Brothers
Dispatch No.: 84526

Plant: 4366 A
Spec. No.: Item 421

Job No.: 11503403-02
Report No.: 860 A, 1 of 1
Date: 07-07-2026

SAMPLING DATA

	Actual		Specifications	
Truck No.	10070600	Ticket No.	49548575	
Time Batched	11:26 am			
Time Sampled	12:30 am			
Time in Mixer	64	Min.	Max. 90	
Slump (1)	5.0	in.	As app	in.
Air Content (2)	3.2	%	Min 3.0	%
Unit Weight (3)	N/A	pcf	N/A	
Yield	N/A	cu.ft	N/A	
Water Added	0	gals	N/A	gals
Ambient Temp	92	°F	Min. 35	°F
Concrete Temp (4)	88	°F	Max. 85	°F

MIX DESIGN

~ Verified @ Plant ■ Supplied by Producer

Class 'C' **Mix No.** 1607080

Material	Type	Weight	Unit
Cement	Type I/II	N/A	lbs
Flyash		N/A	lbs
Coarse Aggregate		N/A	lbs
Fine Aggregate	Concrete Sand	N/A	lbs
Admixture 1		N/A	ozs
Admixture 2		N/A	ozs
Admixture 3		N/A	ozs
Water		N/A	lbs

Weather: ■ Sunny □ Cloudy □ Partially Cloudy □ Rainy

(1) ASTM C143 (2) ~ ASTM C173 ASTM C231

(3) ASTM C138 (4) ASTM C1064 Capping Method: ASTM C1231

Required Strength: 3600 psi @ 28 days

Specimen Size: ■ 6" ø x 12" ~ 4"ø x 8" ~ 3" ø x 6"

Initial Curing: Field Final Curing: Standard (Tanks)

General Location: Traffic light pole foundation at Northpark Dr. and Loop 494 Intersection Sta. #28+50 RT and Sta. 28+40 CL

Sample Location: Sampled at 5.0 of 5.0 cubic yards at Sta. # 28+50

Specimen Mark	Date Tested	Age, Days	Type of Fracture	Diameter, (in)	Height, (in)	Area, (Sq.in)	Ultimate Load, (Lbs.)	Compressive Strength, (psi)	Tested By
SET I									
1612	07-14-26	7	3	6.01	11.99	28.37	160,280	5650	A.Abraham
1613	07-14-26	7	3	6.01	11.99	28.37	158,360	5580	A.Abraham
1614	08-04-26	28							
1615	08-04-26	28							

***Indicates noncompliance with specifications**

Concrete Placed: 10.0 cu. yds

Remarks: Notified the results to the Inspector.

Technician: B. Mekonen
ACI I/ SB 101/102

Depart Lab: 06:00 am
Depart Site: 04:30 pm

Arrive Site: 07:00 am
Arrive Lab: 05:30 pm

Lunch: 0.5 hrs.
Time: 11.0 hrs.

Distribution:
James McCraken, Tommy Artz, Anthony Andreotti
Greg Garrison, Robert Acuna, Josh Laney
Invoice (1)

Sai Dandamudi
Graduate Engineer

Madhu R. Muniratnam, P.E.
TBPE Registration No. F-410

Date 07-14-26

The results of this report pertain only to the items and locations tested. This report shall not be reproduced except in full without written approval of Geotest Engineering, Inc.
RCCTD.REP

GEOTEST ENGINEERING, INC.
5600 Bintliff Drive Houston, Texas 77036 Tel. (713) 266-0588

REPORT OF CONCRETE SAMPLE PICK-UP
(ASTM C31)

Project:	North Park Drive Overpass Project (T-1013)	Job No.:	11503403-02
Client:	Cobb Fendley	Report No.:	861
Contractor:	Harper Brothers Construction	Date:	07-07-2026

On 07-07-2026, a total of four (04) cylinders, cast on 07-06-2026, were picked up at the jobsite and delivered to the laboratory for processing.

Min. 78 ^{0}F, Max. 97 ^{0}F* Temperature
MTE # 6 - 27

Note: Normal strength concrete initial (field) curing temperature should be: 60 – 80 ^{0}F
High early strength concrete (6000 psi and higher) should be: 68 – 78 ^{0}F

*Indicates non-compliance with ASTM requirements.

Remarks:

Technician:	B.Mekonen	Depart Lab:	---	Arrive Site:	---	Lunch:	---	hrs.
	ACI I/SB101-102	Depart Site:	---	Arrive Lab:	---	**Time:**	**A.O.S.**	**hrs.**

Distribution:
James McCraken, Tommy Artz, Anthony Andreotti
Greg Garrison, Robert Acuna, Josh Laney
Invoice (1)

DSP Dandamudi — Sai Dandamudi, Graduate Engineer

M. Munirathnam for — Madhu R. Munirathnam, P.E., TBPE Registration No. F-410

07-16-26 — Date

/

The results of this report pertain only to the items and locations tested. This report shall not be reproduced except in full without written approval of Geotest Engineering, Inc.
RCSPU.REP

GEOTEST ENGINEERING, INC.
5600 Bintliff Drive Houston, Texas 77036 Tel.(713) 266-0588

REPORT OF SAMPLE PICK-UP

Project:	Northpark Drive Overpass Project (T-1013)	Job No.:	11503403-02
Client:	Cobb Fendley	Report No.:	862
Contractor:	Harper Brothers Construction	Date:	07-07-2026

Supplier: ARCOSA #12

The technician picked up a total of one (01) sample as described below:

□Soil/Base:

□ Cement Stabilized Sand
Truck No.: S3468
Ticket No.: 1932019345
Time Batched: 10:28 am
Time Sampled: 11:10 am

■ Cement Stabilized Sand
Truck No.: S 3118
Ticket No.: 1938030040
Time batched: 10:24 am
Time sampled: 11:00 am

□ Cement Stabilized Sand
Truck No.: _____
Ticket No.: _____
Time: am pm

□ Cement Stabilized Sand
Truck No.: _____
Ticket No.: _____
Time: am pm

□ Concrete-Mix Design

□ Asphalt-Type _____ Surface Course
Truck No.: _____
Ticket No.: _____
Time: _____ am pm

□ Asphalt - Black Base Type _____
Truck No.: _____
Ticket No.: _____
Time: _____ am pm

□ Aggregate

□ Others:

Remarks:

Technician:	S. Dandamudi	Depart Lab:	11:00 am	Arrive Site:	12:00 pm	Lunch:	---	hrs.
	NICET IV	Depart Site:	12:00 pm	Arrive Lab:	1:00 pm	**Time:**	**2.0**	**hrs.**

Distribution:
James McCraken, Tommy Artz, Anthony Andreotti
Greg Garrison, Robert Acuna, Josh Laney
Invoice (1)

Sai Dandamudi
Graduate Engineer

Madhu R. Muniratnam, P.E.
TBPE Registration No. F-410

Date 07-14-26

/
Additional information requested to be reported by ASTM is provided in the project file
The results of this report pertain only to the items and locations tested. This report shall not be reproduced except in full without written approval of Geotest Engineering, Inc.
RFD-R.REP

TxDOT Manuals > Tex-113-E Tex-114-E

TEXAS DEPARTMENT OF TRANSPORTATION

Moisture-Density Relations of Base Material & Sand or Subgrade & Embankment Soils
Tex-113-E or Tex-114-E

Refresh Workbook

File Version: 07/08/15 14:42:05

SAMPLE ID:	33233	SAMPLED DATE:	7/7/2026
TEST NUMBER:		LETTING DATE:	
SAMPLE STATUS:		CONTROLLING CSJ:	
COUNTY:		SPEC YEAR:	2014
SAMPLED BY:		SPEC ITEM:	
SAMPLE LOCATION:	On site / Arcosa Plant # 07	SPECIAL PROVISION:	
MATERIAL CODE:		GRADE:	
MATERIAL NAME:	100 psi / 5% Cement Treated Sand		
PRODUCER:			
AREA ENGINEER:		PROJECT MANAGER:	
COURSE\LIFT:	STATION:	DIST. FROM CL.:	

Moisture-Density Work Sheet

Oven Dry Weight, (g):	
Weight of Pycnometer & Water, (g):	
Weight of Aggr., Pycn.& Water, (g):	
Specific Gravity (Apparent)(Override):	2.65
Specific Gravity (Apparent)(Calc):	2.65
Hygroscopic Moisture, (%):	

Sample Number :	1	2	3	4
Percent Water Content, (%):	-1.5	0	1.5	3
Mass Material, (lb):				
Mass Water Added, (lb):				
Wet Mass Specimen & Mold, (lb):	26.69113757	27.10471781	27.48324515	27.73412698
Mass of Mold, (lb):	11.22751323	11.22751323	11.22751323	11.22751323
	11.22751323	11.22751323	11.22751323	11.22751323
Wet Mass Specimen, (lb):	15.46362434	15.87720459	16.25573192	16.50661376
Height of Specimen, (in.):	7.779	7.778	7.780	7.811
Volume per Linear mm., (in.):	0.016362461	0.016362461	0.016362461	0.016362461
	0.016362461	0.016362461	0.016362461	0.016362461
Volume of Specimen, (ft^3):	0.127283584	0.127267222	0.127299947	0.127807183
Wet Density of Specimen, (lb):	121.5	124.6	127.7	129.2
Wet Mass of Pan & Specimen, (lb):	18.87389771	19.35824515	19.7462522	20.00132275
Dry Mass Pan & Specimen, (lb):	17.66402116	17.91247795	18.0696649	18.09589947
Tare Mass Pan, (lb):	3.450176367	3.500220459	3.50154321	3.50308642
Dry Mass Material , (lb):	14.2138448	14.4122575	14.56812169	14.59281305
Mass Water, (lb):	1.209876543	1.445767196	1.676587302	1.90542328
Percent Water on Total , (%):	8.51	10.03	11.51	13.06
Dry Density, (pcf):	112.0	113.4	114.5	114.3

Import Data								
SCA Energy Data	Total Energy (lb-ft)	Avg Energy/ Blow (lb-ft)	Total Energy (lb-ft)	Avg Energy/ Blow (lb-ft)	Total Energy (lb-ft)	Avg Energy/ Blow (lb-ft)	Total Energy (lb-ft)	Avg Energy/ Blow (lb-ft)
Lift 1:								
Lift 2:								
Lift 3:								
Lift 4:								

SCA Drop Data	Avg. Drop Ht. (in)	Blows	Avg. Drop Ht.(in)	Blows	Avg. Drop Ht.(in)	Blows	Avg. Drop Ht.(in)	Blows
Lift 1:								
Lift 2:								
Lift 3:								
Lift 4:								

Unconfined Strength Data (psi):				
Percent Strain (%):				

Max Dry Density, (pcf):	114.5
Optimum Moisture Content, (%):	12.3
M-D Graph R^2 Value:	0.99

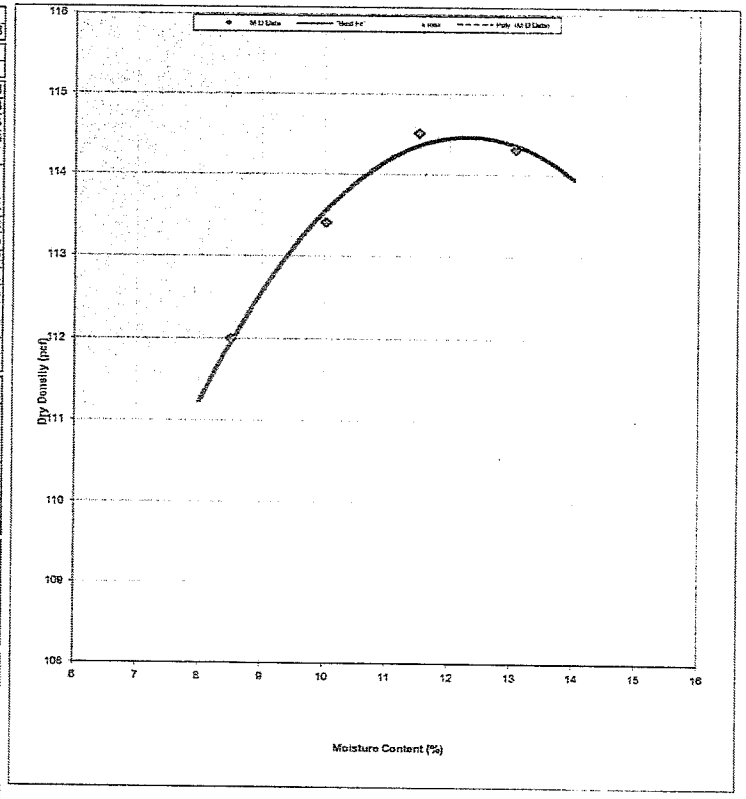

Remarks.

Job No.: 11503403-02 Curve No.: 32 Report No.: 863 Date: 07/07/2026

Test Method	Tested By	Tech Cert #	Tested Date
TX113	S. Melesse		
TX114			

Test Stamp Code	Omit Test	Completed Date	Reviewed By

Locked By	TxDOT	District	Area

Authorized By	Authorized Date

07-10-26

GEOTEST ENGINEERING, INC.
5600 Bintliff Drive Houston, Texas 77036 Tel. (713) 266-0588

REPORT OF CONCRETE CYLINDER TEST DATA

(ASTM C39, ASTM C31, ASTM C511, and ASTM C172)

Project: North Park Drive Overpass Project (T-1013)
Client: Cobb Fendley
Concrete Producer: Texan Concrete Enterprise Plant: 6001 Homestead
Contractor: Harper Brothers Spec. No.: Item 360, 420, 421
Dispatch No.: 84558

Job No.: 11503403-02
Report No.: 864 A, 1 of 1
Date: 07-08-2026

SAMPLING DATA

	Actual		Specifications	
Truck No.	81	Ticket No.	322669	
Time Batched	7:07 am			
Time Sampled	8:00 am			
Time in Mixer	53	Min.	Max. 90	
Slump (1)	6.0	in.	3.0 – 6.0	in.
Air Content (2)	3.0	%	Min. 3.0	%
Unit Weight (3)	N/A	pcf	N/A	
Yield	N/A	cu.ft	N/A	
Water Added	0	gals	N/A	gals
Ambient Temp	79	°F	Min. 40	°F
Concrete Temp (4)	83	°F	Max. 90	°F

Weather: ☐ Sunny ☐ Cloudy ☐ Partially Cloudy ☐ Rainy

MIX DESIGN

~ Verified @ Plant ■ Supplied by Producer

Class: HES Mix No.: TXDT CL HES 2

Material	Type	Weight	Unit
Cement	Type I/II	N/A	lbs
Flyash		N/A	lbs
Coarse Aggregate		N/A	lbs
Fine Aggregate	Concrete Sand	N/A	lbs
Admixture 1		N/A	ozs
Admixture 2		N/A	ozs
Admixture 3		N/A	ozs
Water		N/A	lbs

(1) ASTM C143 (2) ~ ASTM C173 ASTM C231
(3) ASTM C138 (4) ASTM C1064 Capping Method: ASTM C1231

Required Strength: 3200 psi @ 7 days; 4000 psi @ 28 days

Specimen Size: ■ 6" ø x 12" ~ 4"ø x 8" ~ 3" ø x 6"
Initial Curing: Field Final Curing: Standard (Tanks)

General Location: Paving at Loop 494 North Bound on intersection North Park Drive from Station No. 405+88 to Station No. 406+96 Right

Sample Location: Sampled at 10.0 of 40.0 cubic yards at Station No. 406+25

Specimen Mark	Date Tested	Age, Days	Type of Fracture	Diameter, (in)	Height, (in)	Area, (Sq.in)	Ultimate Load, (Lbs.)	Compressive Strength, (psi)	Tested By
SET I									
1616	07-15-26	7	5	6.00	12.00	28.27	123,780	4380	A.Abraham
1617	07-15-26	7	5	6.00	12.00	28.27	123,030	4350	A.Abraham
1618	08-05-26	28							
1619	08-05-26	28							

***Indicates noncompliance with specifications**

Concrete Placed: 100.0 cu. yds

Remarks:

Technician: B. Mekonen
ACI I/ SB 101/102

Depart Lab: 5:00 am
Depart Site: 2:30 pm
Arrive Site: 6:00 am
Arrive Lab: 3:30 pm
Lunch: 0.5 hrs.
Time: 10.0 hrs.

Distribution:
James McCraken, Tommy Artz, Anthony Andreotti
Greg Garrison, Robert Acuna, Josh Laney
Invoice (1)

Sai Dandamudi
Graduate Engineer

Madhu R. Munirathnam, P.E.
TBPE Registration No. F-410

07-15-26
Date

The results of this report pertain only to the items and locations tested. This report shall not be reproduced except in full without written approval of Geotest Engineering, Inc.
RCCTD.REP

GEOTEST ENGINEERING, INC.
5600 Bintliff Drive Houston, Texas 77036 Tel. (713) 266-0588

REPORT OF CONCRETE CYLINDER TEST DATA

(ASTM C39, ASTM C31, ASTM C511, and ASTM C172)

Project: North Park Drive Overpass Project (T-1013)
Client: Cobb Fendley
Concrete Producer: Texan Concrete Enterprise Plant: 6001 Homestead
Contractor: Harper Brothers Spec. No.: Item 421
Dispatch No.: 84558

Job No.: 11503403-02
Report No.: 865 A, 1 of 1
Date: 07-08-2026

SAMPLING DATA

	Actual		Specifications	
Truck No.	89	Ticket No.	322696	
Time Batched	10:13 am			
Time Sampled	10:43 am			
Time in Mixer	30	Min.	Max. 90	
Slump (1)	4.5	in.	As App.	in.
Air Content (2)	3.2	%	Min. 3.0	%
Unit Weight (3)	N/A	pcf	N/A	
Yield	N/A	cu.ft	N/A	
Water Added	5.0	gals	N/A	gals
Ambient Temp	89	°F	Min. 40	°F
Concrete Temp (4)	86	°F	Max. 90	°F

MIX DESIGN

~ Verified @ Plant ■ Supplied by Producer

Class 'A' **Mix No.** 5.0 SK 3000 ASH

Material	Type	Weight	Unit
Cement	Type I/II	N/A	lbs
Flyash		N/A	lbs
Coarse Aggregate		N/A	lbs
Fine Aggregate	Concrete Sand	N/A	lbs
Admixture 1		N/A	ozs
Admixture 2		N/A	ozs
Admixture 3		N/A	ozs
Water		N/A	lbs

Weather: ■ Sunny □ Cloudy □ Partially Cloudy □ Rainy

(1) ASTM C143 (2) ~ ASTM C173 ASTM C231

(3) ASTM C138 (4) ASTM C1064 Capping Method: ASTM C1231

Required Strength: 3000 psi @ 28 days

Specimen Size: ■ 6" ø x 12" ~ 4"ø x 8" ~ 3" ø x 6"

Initial Curing: **Field** Final Curing: **Standard (Tanks)**

General Location: Sidewalk on Median Strip for North Park Drive around 5' East of Eatsex Freeway

Sample Location: Sampled at 10.0 of 20.0 cubic yards at 3' East of permanent signal pole on the center East of Eastex Freeway

Specimen Mark	Date Tested	Age, Days	Type of Fracture	Diameter, (in)	Height, (in)	Area, (Sq.in)	Ultimate Load, (Lbs.)	Compressive Strength, (psi)	Tested By
SET II									
1620	07-15-26	7	5	6.00	12.00	28.27	111,520	3940	A.Abraham
1621	07-15-26	7	5	6.00	12.00	28.27	110,590	3910	A.Abraham
1622	08-05-26	28							
1623	08-05-26	28							

***Indicates noncompliance with specifications**

Concrete Placed: 20.0 cu. yds

Remarks:

Technician: B. Mekonen
ACI I/ SB 101/102

Depart Lab: ---
Depart Site: ---
Arrive Site: ---
Arrive Lab: ---
Lunch: --- hrs.
Time: A.O.S. **hrs.**

Distribution:
James McCraken, Tommy Artz, Anthony Andreotti
Greg Garrison, Robert Acuna, Josh Laney
Invoice (1)

Sai Dandamudi
Graduate Engineer

Madhu R. Munirathnam, P.E.
TBPE Registration No. F-410

Date 07-15-2026

/

The results of this report pertain only to the items and locations tested. This report shall not be reproduced except in full without written approval of Geotest Engineering, Inc.
RCCTD.REP

GEOTEST ENGINEERING, INC.
5600 Bintliff Drive Houston, Texas 77036 Tel. (713) 266-0588

REPORT OF CONCRETE SAMPLE PICK-UP
(ASTM C31)

Project:	North Park Drive Overpass Project (T-1013)	Job No.:	11503403-02
Client:	Cobb Fendley	Report No.:	866
Contractor:	Harper Brothers Construction	Date:	07-08-2026

On 07-08-2026, a total of four (04) cylinders, cast on 07-07-2026, were picked up at the jobsite and delivered to the laboratory for processing.

Min. 73 ^{0}F, Max. 97 ^{0}F* Temperature
MTE # 6 - 27

Note: Normal strength concrete initial (field) curing temperature should be: 60 – 80 ^{0}F
High early strength concrete (6000 psi and higher) should be: 68 – 78 ^{0}F

*Indicates non-compliance with ASTM requirements.

Remarks:

Technician:	B.Mekonen	Depart Lab:	---	Arrive Site:	---	Lunch:	---	hrs.
	ACI I/SB101-102	Depart Site:	---	Arrive Lab:	---	**Time:**	**A.O.S.**	**hrs.**

Distribution:
James McCraken, Tommy Artz, Anthony Andreotti
Greg Garrison, Robert Acuna, Josh Laney
Invoice (1)

Sai Dandamudi Graduate Engineer	Madhu R. Munirathnam, P.E. TBPE Registration No. F-410	07-13-26 Date

/
The results of this report pertain only to the items and locations tested. This report shall not be reproduced except in full without written approval of Geotest Engineering, Inc.
RCSPU.REP

GEOTEST ENGINEERING, INC.
5600 Bintliff Drive Houston, Texas 77036 Tel. (713) 266-0588

REPORT OF FIELD DENSITY
(ASTM D6938, ASTM D2487 & TEX 115E)

Project:	North Park Drive Overpass Project (T-1013)	Job No.:	11503403-02
Client:	Cobb Fendley	Report No.:	867
Contractor:	Harper Brothers Construction	Date:	07-09-2026

Soil Description: 1.1 /100 PSI/ Arcosa Plant No. 12

Curve No.: 31 MDD: 112.0 pcf OMC: 11.8 %

Specification: Item 275 Moisture Tolerance: -2, +2 % of OMC

Model: 3440 Serial No.: 34319 Standard Counts Density 1832 Moisture 688

Unless otherwise specified Dry Density and Moisture Content are in accordance with ASTM D6938.

					Specification Requirements	
					9.8 – 13.8	95 +
Test No.	Location	Elev, ft.	Lift	Dry density, pcf	In-place Moisture, %	Percent Compaction
	Backfilling for Slope Paving at South Pond at North Park Drive					
861	250'E from NE of the Eastex freeway Feeder	-18'	Final	111.6	10.3	99.6
862	180'E from NE of the Eastex freeway Feeder	-18'	Final	110.7	11.9	98.9
863	350'E from NE of the Eastex freeway Feeder	-18'	Final	110.9	10.0	99.0
864	320'E from NE of the Eastex freeway Feeder	-18'	Final	109.7	10.8	98.0
865	220'E from NE of the Eastex freeway Feeder	-18'	Final	111.1	10.6	99.2
866	280'E from NW of the Eastex freeway Feeder	-18'	Final	107.4	12.5	96.4
867	220'E from NW of the Eastex freeway Feeder	-18'	Final	109.5	11.0	97.7
868	190'E from NW of the Eastex freeway Feeder	-18'	Final	108.3	11.5	96.6

***-Indicates noncompliance with specifications.**

Remarks:

Technician:	H. Neda	Depart Lab:	8:00 am	Arrive Site:	9:00 am	Lunch:	0.5 hrs.
	ACI I/SB 102	Depart Site:	4:00 pm	Arrive Lab:	5:00 pm	**Time:**	**8.5 hrs.**

Distribution:
James McCraken, Tommy Artz, Anthony Andreotti
Greg Garrison, Robert Acuna, Josh Laney
Invoice (1)

Sai Dandamudi
Graduate Engineer

Madhu R. Muniratinam, P.E.
TBPE Registration No. F-410

07-14-26
Date

/

Additional information requested to be reported by ASTM is provided in the project file
The results of this report pertain only to the items and locations tested. This report shall not be reproduced except in full without written approval of Geotest Engineering, Inc.
RFD-R.REP

GEOTEST ENGINEERING, INC.
5600 Bintliff Drive Houston, Texas 77036 Tel. (713) 266-0588

REPORT OF CONCRETE SAMPLE PICK-UP
(ASTM C31)

Project:	North Park Drive Overpass Project (T-1013)	Job No.:	11503403-02
Client:	Cobb Fendley	Report No.:	868
Contractor:	Harper Brothers Construction	Date:	07-09-2026

On 07-09-26, a total of four (04) cylinders, cast on 07-08-26, were picked up at the jobsite and delivered to the laboratory for processing.

Min. 77 ^{0}F, Max. 97 ^{0}F Temperature
MTE # 6 - 27

Note: Normal strength concrete initial (field) curing temperature should be: 60 – 80 ^{0}F
High early strength concrete (6000 psi and higher) should be: 68 – 78 ^{0}F

*Indicates non-compliance with ASTM requirements.

Remarks: **Information not available.

Technician:	H. Neda	Depart Lab:	---	Arrive Site:	---	Lunch:		hrs.
	ACI I/SB 101/102	Depart Site:	---	Arrive Lab:	---	**Time:**	**A.O.S.**	**hrs.**

Distribution:
James McCraken, Tommy Artz, Anthony Andreotti
Greg Garrison, Robert Acuna, Josh Laney
Invoice (1)

Sai Dandamudi	Madhu R. Munirathnam, P.E.	07-14-26
Graduate Engineer	TBPE Registration No. F-410	Date

/
The results of this report pertain only to the items and locations tested. This report shall not be reproduced except in full without written approval of Geotest Engineering, Inc.
RCSPU.REP

GEOTEST ENGINEERING, INC.
5600 Bintliff Drive Houston, Texas 77036 Tel. (713) 266-0588

REPORT OF CONCRETE CYLINDER TEST DATA

(ASTM C39, ASTM C31, ASTM C511, and ASTM C172)

Project: North Park Drive Overpass Project (T-1013) | Job No.: 11503403-02
Client: Cobb Fendley | Report No.: 869 A,1 of 1
Concrete Producer: Texan Concrete Enterprise | Plant: 6001 Homestead | Date: 07-10-2026
Contractor: Harper Brothers | Spec. No.: Item 421/360
Dispatch No. 84633

SAMPLING DATA | **MIX DESIGN**

	Actual		Specifications		Material	Type	Weight	Unit
Truck No.	Checkmat	Ticket No.	16748		Class	'HES'	Mix No.	TxDOT HES
Time Batched	8:40 am							
Time Sampled	9:05 am				Cement	Type I/II	N/A	lbs
Time in Mixer	25	Min.	Max. 90		Flyash		N/A	lbs
Slump (1)	5.0	in.	4.0 – 5.5	in.	Coarse Aggregate		N/A	lbs
Air Content (2)	2.7 *	%	Min. 3.0	%	Fine Aggregate	Concrete Sand	N/A	lbs
Unit Weight (3)	N/A	pcf	N/A		Admixture 1		N/A	ozs
Yield	N/A	cu.ft	N/A		Admixture 2		N/A	ozs
Water Added	0	gals	N/A	gals	Admixture 3		N/A	ozs
Ambient Temp	88	°F	Min. 40	°F	Water		N/A	lbs
Concrete Temp (4)	93	°F	Max. 90	°F				

~ Verified @ Plant ■ Supplied by Producer

Weather: ☐ Sunny ■ Cloudy Partially Cloudy ☐ Rainy

(1) ASTM C143 (2) ~ ASTM C173 ASTM C231 | Required Strength 3200 psi @ 1 days
(3) ASTM C138 (4) ASTM C1064 Capping Method: ASTM C1231 | 4000 psi @ 7 days

Specimen Size: ■ 6" ø x 12" ~ 4"ø x 8" ~ 3" ø x 6" | Initial Curing: Field | Final Curing: Standard (Tanks)

General Location: HES Paving at Loop 494 South Bound from Sta. No. 405+88 to 406+96 Right

Sample Location: Sampled at 10.0 of 20.0 cubic yards at Sta. No. 406+20

Specimen Mark	Date Tested	Age, Days	Type of Fracture	Diameter, (in)	Height, (in)	Area, (Sq.in)	Ultimate Load, (Lbs.)	Compressive Strength, (psi)	Tested By
SET I									
1624	10-07-26	7	5	6.00	12.00	28.27	128,660	4550	C. Murray
1625	10-07-26	7	5	6.00	12.00	28.27	125,890	4450	C. Murray
1626	08-07-26	28							
1627	08-07-26	28							

***Indicates noncompliance with specifications** Concrete Placed: cu. yds

Remarks:

Technician: H. Neda, ACI I/SB 102 | Depart Lab: 8:00 am | Arrive Site: 9:00 am | Lunch: 0.5 hrs.
Depart Site: 5:00 pm | Arrive Lab: 6:00 pm | **Time: 9.5 hrs.**

Distribution:
James McCraken, Tommy Artz, Anthony Andreotti
Greg Garrison, Robert Acuna, Josh Laney
Invoice (1)

Sai Dandamudi, Graduate Engineer | Madhu R. Muniratnam, P.E., TBPE Registration No. F-410 | Date 07-17-26

The results of this report pertain only to the items and locations tested. This report shall not be reproduced except in full without written approval of Geotest Engineering, Inc.
RCCTD.REP

GEOTEST ENGINEERING, INC.
5600 Bintliff Drive Houston, Texas 77036 Tel. (713) 266-0588

REPORT OF FIELD DENSITY
(ASTM D6938, ASTM D2487 & TEX 115E)

Project:	North Park Drive Overpass Project (T-1013)	Job No.:	11503403-02
Client:	Cobb Fendley	Report No.:	870
Contractor:	Harper Brothers Construction	Date:	07-10-2026

Soil Description: Light Brown Sandy Lean Clay

Curve No.: 12 MDD: 114.6 pcf OMC: 13.9 %

Specification: Item 132 Moisture Tolerance: -2, +2 % of OMC

Model: 3440 Serial No.: 34319 Standard Counts Density 1839 Moisture 681

Unless otherwise specified Dry Density and Moisture Content are in accordance with ASTM D6938.

					Specification Requirements	
					11.9 – 15.9	98 +
Test No.	Location	Elev, ft.	Lift	Dry density, pcf	In-place Moisture, %	Percent Compaction
	Embankment backfill over paving for Ramp at North Park Dr., from Sta. No. 19+80 to 23+20					
869	Station No. 20+50	S.G.	1st	112.9	12.0	98.5
870	Station No. 21+35	S.G.	1st	113.2	12.1	98.7
871	Station No. 22+50	S.G.	1st	113.9	13.1	99.4

***-Indicates noncompliance with specifications.**

Remarks:

Technician:	H. Neda	Depart Lab:	---	Arrive Site:	---	Lunch:	-----	hrs.
	ACI I/SB 102	Depart Site:	---	Arrive Lab:	---	**Time:**	**A.O.S.**	**hrs.**

Distribution:
James McCraken, Tommy Artz, Anthony Andreotti
Greg Garrison, Robert Acuna, Josh Laney
Invoice (1)

Sai Dandamudi
Graduate Engineer

Madhu R. Muniratnam, P.E.
TBPE Registration No. F-410

07-14-26
Date

/

Additional information requested to be reported by ASTM is provided in the project file
The results of this report pertain only to the items and locations tested. This report shall not be reproduced except in full without written approval of Geotest Engineering, Inc.
RFD-R.REP

GEOTEST ENGINEERING, INC.
5600 Bintliff Drive Houston, Texas 77036 Tel. (713) 266-0588

REPORT OF FIELD DENSITY
(ASTM D6938, ASTM D2487 & TEX 115E)

Project:	North Park Drive Overpass Project (T-1013)	Job No.:	11503403-02
Client:	Cobb Fendley	Report No.:	871
Contractor:	Harper Brothers Construction	Date:	07-10-2026

Soil Description: 1.5 SK Cement Stabilized Sand (Arcosa Plant No. 12)

Curve No.: 05 MDD: 109.2 pcf OMC: 11.7 %

Specification: Item 275 Moisture Tolerance: -2, +2 % of OMC

Model: 3440 Serial No.: 34319 Standard Counts Density 1839 Moisture 681

Unless otherwise specified Dry Density and Moisture Content are in accordance with ASTM D6938.

					Specification Requirements	
					9.7 – 13.7	95 +
Test No.	Location	Elev, ft.	Lift	Dry density, pcf	In-place Moisture, %	Percent Compaction
	Backfilling over 24" RCP at West Bridge Header from Sta. No. 10+00 to 13+00 Center line					
872	Station No. 12+20	- 12'	Bedding	106.4	9.7	97.4
873	Station No. 12+25	- 9'	A.P.	107.2	10.5	98.1

***-Indicates noncompliance with specifications.**

Remarks: A.P. – Above Pipe

Technician: H. Neda
ACI I/SB 102

Depart Lab: --- Arrive Site: --- Lunch: ---- hrs.
Depart Site: --- Arrive Lab: --- **Time: A.O.S. hrs.**

Distribution:
James McCraken, Tommy Artz, Anthony Andreotti
Greg Garrison, Robert Acuna, Josh Laney
Invoice (1)

Sai Dandamudi
Graduate Engineer

Madhu R. Munirathnam, P.E.
TBPE Registration No. F-410

07-14-26
Date

/
Additional information requested to be reported by ASTM is provided in the project file
The results of this report pertain only to the items and locations tested. This report shall not be reproduced except in full without written approval of Geotest Engineering, Inc.
RFD-R.REP

GEOTEST ENGINEERING, INC.
5600 Bintliff Drive Houston, Texas 77036 Tel. (713) 266-0588

REPORT OF FIELD DENSITY
(ASTM D6938, ASTM D2487 & TEX 115E)

Project:	North Park Drive Overpass Project (T-1013)	Job No.:	11503403-02
Client:	Cobb Fendley	Report No.:	872
Contractor:	Harper Brothers Construction	Date:	07-11-2026

Soil Description: 1.1 SK/100 PSI Cement Stabilized Sand (Arcosa Plant No. 12)

Curve No.: 31 MDD: 112.0 pcf OMC: 11.8 %

Specification: Item 275 Moisture Tolerance: -2, +2 % of OMC

Model: HS 5001 EZ Serial No.: 3023 Standard Counts Density 2216.1 Moisture 483.9

Unless otherwise specified Dry Density and Moisture Content are in accordance with ASTM D6938.

					Specification Requirements	
					9.8 – 13.8	95 +
Test No.	Location	Elev, ft.	Lift	Dry density, pcf	In-place Moisture, %	Percent Compaction
	Backfilling for slope paving South side of South Blvd. Pond					
874	120' E of Easter freeway & 430' S of North Park Drive	Grade	Final	111.6	10.0	99.7
875	120' E of Easter freeway & 407' S of North Park Drive	Grade	Final	110.6	10.9	98.8
876	125' E of Easter freeway & 390' S of North Park Drive	Grade	Final	111.1	12.2	99.2

***-Indicates noncompliance with specifications.**

Remarks:

Technician:	B. Mekonen	Depart Lab:	8:00 am	Arrive Site:	9:00 am	Lunch:	hrs.
	ACI I/ SB 101/102	Depart Site:	12:30 pm	Arrive Lab:	1:30 pm	**Time:** 5.5	**hrs.**

Distribution:
James McCraken, Tommy Artz, Anthony Andreotti
Greg Garrison, Robert Acuna, Josh Laney
Invoice (1)

Sai Dandamudi
Graduate Engineer

Madhu R. Munirathnam, P.E.
TBPE Registration No. F-410

07-16-26
Date

/
Additional information requested to be reported by ASTM is provided in the project file
The results of this report pertain only to the items and locations tested. This report shall not be reproduced except in full without written approval of Geotest Engineering, Inc.
RFD-R.REP

GEOTEST ENGINEERING, INC.
5600 Bintliff Drive Houston, Texas 77036 Tel. (713) 266-0588

REPORT OF CONCRETE SAMPLE PICK-UP
(ASTM C31)

Project:	North Park Drive Overpass Project (T-1013)	Job No.:	11503403-02
Client:	Cobb Fendley	Report No.:	873
Contractor:	Harper Brothers Construction	Date:	07-11-2026

On 07-11-26, a total of eight (08) cylinders, cast on 07-08-26 & 07-10-26, were picked up at the jobsite and delivered to the laboratory for processing.

Min. 77 ^{0}F, Max. 92 ^{0}F* Temperature
MTE # 6-27

Note: Normal strength concrete initial (field) curing temperature should be: 60 – 80 ^{0}F
High early strength concrete (6000 psi and higher) should be: 68 – 78 ^{0}F

*Indicates non-compliance with ASTM requirements.

Remarks: **Information not available.

Technician:	B.Mekonen	Depart Lab:	---	Arrive Site:	---	Lunch:		hrs.
	ACI I/SB 101/102	Depart Site:	---	Arrive Lab:	---	**Time:**	**A.O.S.**	**hrs.**

Distribution:
James McCraken, Tommy Artz, Anthony Andreotti
Greg Garrison, Robert Acuna, Josh Laney
Invoice (1)

DSP Dandamudi — T. Muniratinam for — 07-14-26

Sai Dandamudi, Graduate Engineer — Madhu R. Muniratinam, P.E., TBPE Registration No. F-410 — Date

The results of this report pertain only to the items and locations tested. This report shall not be reproduced except in full without written approval of Geotest Engineering, Inc.
RCSPU.REP

GEOTEST ENGINEERING, INC.
5600 Bintliff Drive Houston, Texas 77036 Tel. (713) 266-0588

REPORT OF FIELD DENSITY
(ASTM D6938, ASTM D2487 & TEX 115E)

Project:	North Park Drive Overpass Project(T-1013)	Job No.:	11503403-02
Client:	Cobb Fendley	Report No.:	874
Contractor:	Harper Brothers Construction	Date:	07-13-2026

Soil Description: 1.1 SK Cement Stabilized Sand (ARCOSA No. 8)

Curve No.: 24 MDD: 113.8 pcf OMC: 13.3 %

Specification: Item 275 Moisture Tolerance: ± 2 % of OMC

Model: 5001 EZ Serial No.: 1664 Standard Counts Density 1971 Moisture 367

Unless otherwise specified Dry Density and Moisture Content are in accordance with ASTM D6938.

					Specification Requirements	
					11.3 – 15.3	95 +
Test No.	Location	Elev, ft.	Lift	Dry density, pcf	In-place Moisture, %	Percent Compaction
	Backfill for slope paving South-East side at South pond Station No. 11+80 on Center Line					
877	30.068784 North, 95.245859 West	+ 3'	1st	108.2	14.9	95.1
878	30.068699 North, 95.246010 West	+ 3'	1st	108.5	14.9	95.3
879	30.068806 North, 95.245713 West	+ 3'	1st	109.0	15.0	95.8
880	30.069030 North, 95.245403 West	+ 3'	1st	109.9	14.6	96.6

***-Indicates noncompliance with specifications.**
Remarks:

Technician:	S. Shahsavari	Depart Lab:	7:45 am	Arrive Site:	8:45 am	Lunch:	--- hrs.
	ACI I/SB 101/SB 102	Depart Site:	1:30 pm	Arrive Lab:	2:30 pm	**Time:**	**6.75 hrs.**

Distribution:
James McCraken, Tommy Artz, Anthony Andreotti
Greg Garrison, Robert Acuna, Josh Laney
Invoice (1)

Sai Dandamudi
Graduate Engineer

Madhu R. Munirathnam, P.E.
TBPE Registration No. F-410

07-15-26
Date

/
Additional information requested to be reported by ASTM is provided in the project file
The results of this report pertain only to the items and locations tested. This report shall not be reproduced except in full without written approval of Geotest Engineering, Inc.
RFD-R.REP

GEOTEST ENGINEERING, INC.
5600 Bintliff Drive Houston, Texas 77036 Tel. (713) 266-0588

REPORT OF CONCRETE CYLINDER TEST DATA

(ASTM C39, ASTM C31, ASTM C511, and ASTM C172)

Project: North Park Drive Overpass Project (T-1013)
Client: Cobb Fendley
Concrete Producer: Rocket Ready Mix
Contractor: Harper Brothers
Dispatch No.: 84715

Plant: 14115 Luthe Road
Spec. No.: Item 421

Job No.: 11503403-02
Report No.: 875 A, 1 of 1
Date: 07-13-2026

SAMPLING DATA

	Actual		Specifications	
Truck No.	405	Ticket No.	128600	
Time Batched	10:22 am			
Time Sampled	11:40 am			
Time in Mixer	78	Min.	Max. 90	
Slump (1)	5.0	in.	As App.	in.
Air Content (2)	---	%	---	%
Unit Weight (3)	N/A	pcf	N/A	
Yield	N/A	cu.ft	N/A	
Water Added	0	gals	N/A	gals
Ambient Temp	88	°F	Min. 40	°F
Concrete Temp (4)	90	°F	Max. 90	°F

MIX DESIGN

~ Verified @ Plant ■ Supplied by Producer

Class 'SS' Mix No. DOT SS

Material	Type	Weight	Unit
Cement	Type I/II	N/A	lbs
Flyash		N/A	lbs
Coarse Aggregate		N/A	lbs
Fine Aggregate	Concrete Sand	N/A	lbs
Admixture 1		N/A	ozs
Admixture 2		N/A	ozs
Admixture 3		N/A	ozs
Water		N/A	lbs

Weather: □ Sunny □ Cloudy □ Partially Cloudy ■ Rainy

(1) ASTM C143 (2) ~ ASTM C173 ASTM C231

(3) ASTM C138 (4) ASTM C1064 Capping Method: ASTM C1231

Required Strength: 3600 psi @ 28 days

Specimen Size: ■ 6" ø x 12" ~ 4"ø x 8" ~ 3" ø x 6"

Initial Curing: Field Final Curing: Standard (Tanks)

General Location: Foundation for Traffic Light Pole intersection of loop 494 and North Park Drive at Station No. 27+30

Sample Location: Sampled at 7.0 of 7.0 cubic yards

Specimen Mark	Date Tested	Age, Days	Type of Fracture	Diameter, (in)	Height, (in)	Area, (Sq.in)	Ultimate Load, (Lbs.)	Compressive Strength, (psi)	Tested By
SET I									
1628	07-20-26	7	5	6.01	12.00	28.37	165,670	5840	A.Abraham
1629	07-20-26	7	5	6.01	12.00	28.37	163,720	5770	A.Abraham
1630	08-10-26	28							
1631	08-10-26	28							

***Indicates noncompliance with specifications**

Concrete Placed: 7.0 cu. yds

Remarks:

Technician: S. Shahsavari
ACI I/SB 101/SB 102

Depart Lab: ---
Depart Site: ---
Arrive Site: ---
Arrive Lab: ---
Lunch: ---
Time: A.O.S.

Distribution:
James McCraken, Tommy Artz, Anthony Andreotti
Greg Garrison, Robert Acuna, Josh Laney
Invoice (1)

Sai Dandamudi
Graduate Engineer

Madhu R. Munirathnam, P.E.
TBPE Registration No. F-410

07-20-26
Date

/

The results of this report pertain only to the items and locations tested. This report shall not be reproduced except in full without written approval of Geotest Engineering, Inc.
RCCTD.REP

GEOTEST ENGINEERING, INC.
5600 Bintliff Drive Houston, Texas 77036 Tel. (713) 266-0588

REPORT OF CONCRETE SAMPLE PICK-UP
(ASTM C31)

Project:	North Park Drive Overpass Project (T-1013)	Job No.:	11503403-02
Client:	Cobb Fendley	Report No.:	876
Contractor:	Harper Brothers Construction	Date:	07-14-2026

On 07-14-26, a total of four (04) cylinders, cast on 07-13-26, were picked up at the jobsite and delivered to the laboratory for processing.

Min. 74 ^{0}F, Max. 88 ^{0}F* Temperature
MTE # 6-27

Note: Normal strength concrete initial (field) curing temperature should be: 60 – 80 ^{0}F
High early strength concrete (6000 psi and higher) should be: 68 – 78 ^{0}F

*Indicates non-compliance with ASTM requirements.

Remarks: **Information not available.

Technician:	B.Mekonen	Depart Lab:	10:00 am	Arrive Site:	11:00 am	Lunch:	-	hrs.
	ACI I/SB 101/102	Depart Site:	11:30 am	Arrive Lab:	12:30 am	**Time:**	**2.5**	**hrs.**

Distribution:
James McCraken, Tommy Artz, Anthony Andreotti
Greg Garrison, Robert Acuna, Josh Laney
Invoice (1)

Sai Dandamudi	Madhu R. Munirathnam, P.E.	Date 07-15-26
Graduate Engineer	TBPE Registration No. F-410	

The results of this report pertain only to the items and locations tested. This report shall not be reproduced except in full without written approval of Geotest Engineering, Inc.
RCSPU.REP

GEOTEST ENGINEERING, INC.
5600 Bintliff Drive Houston, Texas 77036 Tel. (713) 266-0588

REPORT OF CONCRETE CYLINDER TEST DATA

(ASTM C39, ASTM C31, ASTM C511, and ASTM C172)

Project: North Park Drive Overpass Project (T-1013) | Job No.: 11503403-02
Client: Cobb Fendley | Report No.: 877 A, 1 of 1
Concrete Producer: Texan Concrete Enterprise | Plant: 6001 Homestead | Date: 07-15-2026
Contractor: Harper Brothers | Spec. No.: Item 421 / 360
Dispatch No.: 84753

SAMPLING DATA | **MIX DESIGN**

~ Verified @ Plant ■ Supplied by Producer

Truck No. 76 | Ticket No. 226116 | **Class** 'HES' | **Mix No.** TXDT CL HES 2

	Actual		Specifications		Material	Type	Weight	Unit
Time Batched	9:37 am							
Time Sampled	10:37 am				Cement	Type I/II	N/A	lbs
Time in Mixer	60	Min.	Max. 90		Flyash		N/A	lbs
Slump (1)	4.5	in.	4.0 – 5.5	in.	Coarse Aggregate		N/A	lbs
Air Content (2)	3.0	%	Min. 3.0	%	Fine Aggregate	Concrete Sand	N/A	lbs
Unit Weight (3)	N/A	pcf	N/A		Admixture 1		N/A	ozs
Yield	N/A	cu.ft	N/A		Admixture 2		N/A	ozs
Water Added	0	gals	N/A	gals	Admixture 3		N/A	ozs
Ambient Temp	82	°F	Min. 40	°F	Water		N/A	lbs
Concrete Temp (4)	87	°F	Max. 90	°F				

Weather: □ Sunny ■ Cloudy □ Partially Cloudy □ Rainy

(1) ASTM C143 (2) ~ ASTM C173 ASTM C231 | Required Strength 3200 psi @ 1 days
(3) ASTM C138 (4) ASTM C1064 Capping Method: ASTM C1231 | 4000 psi @ 28 days

Specimen Size: ■ 6" ø x 12" ~ 4"ø x 8" ~ 3" ø x 6" | Initial Curing: **Field** | Final Curing: **Standard (Tanks)**

General Location: Paving for loop 494 in the middle of North Park Drive up to 113' South of North Park Drive West Bound Lane

Sample Location: Sampled at 10.0 of 40.0 cubic yards at South Bound Lane of loop 494, 80' South of North Park Drive West Bound Lane

Specimen Mark	Date Tested	Age, Days	Type of Fracture	Diameter, (in)	Height, (in)	Area, (Sq.in)	Ultimate Load, (Lbs.)	Compressive Strength, (psi)	Tested By
SET I									
1632	07-22-26	7	6	6.00	12.00	28.27	159,060	5630	A.Abraham
1633	07-22-26	7	5	6.00	12.00	28.27	157,770	5580	A.Abraham
1634	08-12-26	28							
1635	08-12-26	28							

***Indicates noncompliance with specifications** Concrete Placed: 80.0 cu. yds

Remarks:

Technician: B. Mekonen, ACI I/SB 101/102 | Depart Lab: 9:00 am | Depart Site: 12:00 pm | Arrive Site: 10:00 am | Arrive Lab: 1:00 pm | Lunch: --- hrs. | **Time: 4.0 hrs.**

Distribution:
James McCraken, Tommy Artz, Anthony Andreotti
Greg Garrison, Robert Acuna, Josh Laney
Invoice (1)

Sai Dandamudi
Graduate Engineer

Madhu R. Munirathnam, P.E.
TBPE Registration No. F-410

07/22/26
Date

The results of this report pertain only to the items and locations tested. This report shall not be reproduced except in full without written approval of Geotest Engineering, Inc.
RCCTD.REP

GEOTEST ENGINEERING, INC.
5600 Bintliff Drive Houston, Texas 77036 Tel. (713) 266-0588

REPORT OF JOB CANCELLATION

Project:	North Park Drive Overpass Project (T-1013)	Job No.:	11503403-02
Client:	Cobb Fendley	Report No.:	878
Contractor:	Harper Brothers Construction	Date:	07-16-2026

On 07-16-2026, a Geotest Engineering representative was present at the above referenced project to perform concrete and density tests.

The job was cancelled due to the following reason:

____ Rain and bad weather

■ Contractor not ready

____ Equipment breakdown

■ Work placed on hold from 7:00 am to 11:30 am

____ Other

Remarks:

Technician:	B. Mekonen ACI I/ SB 101/102	Depart Lab:	6:00 am	Arrive Site:	7:00 am	Lunch:	0.0	hrs.
		Depart Site:	11:30 am	Arrive Lab:	12:30 pm	**Time:**	**6.5**	**hrs.**

Distribution:
James McCraken, Tommy Artz, Anthony Andreotti
Greg Garrison, Robert Acuna, Josh Laney
Invoice (1)

Sai Dandamudi
Graduate Engineer

Madhu R. Munirathnam, P.E.
TBPE Registration No. F-410

07-20-26
Date

/
The results of this report pertain only to the items and locations tested. This report shall not be reproduced except in full without written approval of Geotest Engineering, Inc.
RJC.REP

GEOTEST ENGINEERING, INC.
5600 Bintliff Drive Houston, Texas 77036 Tel. (713) 266-0588

REPORT OF CONCRETE SAMPLE PICK-UP
(ASTM C31)

Project:	Northpark Drive Overpass Project (T-1013)	Job No.:	11503403-02
Client:	Cobb Fendley	Report No.:	879
Contractor:	Harper Brothers Construction	Date:	07-16-2026

On 07-16-2026, a total of four (04) cylinders, cast on 07-15-2026, were picked up at the jobsite and delivered to the laboratory for processing.

Min. 79 ^{0}F, Max. 94* ^{0}F Temperature
MTE # 6 - 27

Note: Normal strength concrete initial (field) curing temperature should be: 60 – 80 ^{0}F
High early strength concrete (6000 psi and higher) should be: 68 – 78 ^{0}F

*Indicates non-compliance with ASTM requirements.

Remarks: **Information not available.

Technician:	B. Mekonen	Depart Lab:	---	Arrive Site:	---	Lunch:	---	hrs.
	ACI I/SB 101/102	Depart Site:	---	Arrive Lab:	---	**Time:**	**A.O.S.**	**hrs.**

Distribution:
James McCraken, Tommy Artz, Anthony Andreotti
Greg Garrison, Robert Acuna, Josh Laney
Invoice (1)

Sai Dandamudi	Madhu R. Munirathnam, P.E.	07-20-26
Graduate Engineer	TBPE Registration No. F-410	Date

/
The results of this report pertain only to the items and locations tested. This report shall not be reproduced except in full without written approval of Geotest Engineering, Inc.
RCSPU.REP

GEOTEST ENGINEERING, INC.
5600 Bintliff Drive Houston, Texas 77036 Tel. (713) 266-0588

REPORT OF CONCRETE CYLINDER TEST DATA

(ASTM C39, ASTM C31, ASTM C511, and ASTM C172)

Project: North Park Drive Overpass Project (T-1013)
Client: Cobb Fendley
Concrete Producer: Texan Concrete Enterprise Plant: 6001 Homestead
Contractor: Harper Brothers Spec. No.: Item 421/360
Dispatch No. 84798

Job No.: 11503403-02
Report No.: 880 A,1 of 1
Date: 07-17-2026

SAMPLING DATA

	Actual		Specifications	
Truck No.	11	Ticket No.	322950	
Time Batched	9:40 am			
Time Sampled	10:30 am			
Time in Mixer	50	Min.	Max. 90	
Slump (1)	5.0	in.	4.0 – 5.5	in.
Air Content (2)	3.1	%	Min 3.0	%
Unit Weight (3)	N/A	pcf	N/A	
Yield	N/A	cu.ft	N/A	
Water Added	0	gals	N/A	gals
Ambient Temp	87	°F	Min. 40	°F
Concrete Temp (4)	89	°F	Max. 90	°F

MIX DESIGN

~ Verified @ Plant ■ Supplied by Producer

Class HES Mix No. TxDOT CL HES 24

Material	Type	Weight	Unit
Cement	Type I/II	N/A	lbs
Flyash		N/A	lbs
Coarse Aggregate		N/A	lbs
Fine Aggregate	Concrete Sand	N/A	lbs
Admixture 1		N/A	ozs
Admixture 2		N/A	ozs
Admixture 3		N/A	ozs
Water		N/A	lbs

Weather ■ Sunny □ Cloudy □ Partially Cloudy □ Rainy

(1) ASTM C143 (2) ~ ASTM C173 ASTM C231

(3) ASTM C138 (4) ASTM C1064 Capping Method: ASTM C1231

Required Strength 3200 psi @ 1 days
4000 psi @ 28 days

Specimen Size: ■ 6" ø x 12" ~ 4"ø x 8" ~ 3" ø x 6"

Initial Curing: Field Final Curing: Standard (Tanks)

General Location: Paving HES at loop 494 South Bound from Sta. No. 405+88 to 406+96 Right

Sample Location: Sampled at 10.0 of 40.0 cubic yards at Sta. No. 406+25

Specimen Mark	Date Tested	Age, Days	Type of Fracture	Diameter, (in)	Height, (in)	Area, (Sq.in)	Ultimate Load, (Lbs.)	Compressive Strength, (psi)	Tested By
SET I									
1636	07-24-26	7	5	6.00	12.00	28.27	160,160	5670	A.Abraham
1637	07-24-26	7	5	6.00	12.00	28.27	158,960	5620	A.Abraham
1638	08-14-26	28							
1639	08-14-26	82							

***Indicates noncompliance with specifications**

Concrete Placed: 80.0 cu. yds

Remarks: **- Information not available.

Technician: B. Mekonen
ACI I/ SB 101/102

Depart Lab: 8:00 am Arrive Site: 9:00 am Lunch: 0.5 hrs.
Depart Site: 4:00 pm Arrive Lab: 5:00 pm **Time: 8.5 hrs.**

Distribution:
James McCraken, Tommy Artz, Anthony Andreotti
Greg Garrison, Robert Acuna, Josh Laney
Invoice (1)

Sai Dandamudi
Graduate Engineer

Madhu R. Munirathnam, P.E.
TBPE Registration No. F-410

Date 07/27/26

The results of this report pertain only to the items and locations tested. This report shall not be reproduced except in full without written approval of Geotest Engineering, Inc.
RCCTD.REP

GEOTEST ENGINEERING, INC.
5600 Bintliff Drive Houston, Texas 77036 Tel. (713) 266-0588

REPORT OF CONCRETE CYLINDER TEST DATA

(ASTM C39, ASTM C31, ASTM C511, and ASTM C172)

Project: North Park Drive Overpass Project (T-1013)
Client: Cobb Fendley
Concrete Producer: Rocket Ready Mix — Plant: 14115 Luthe Rd.
Contractor: Harper Brothers — Spec. No.: Item 416/421
Dispatch No. 84798

Job No.: 11503403-02
Report No.: 881 A,1 of 1
Date: 07-17-2026

SAMPLING DATA

	Actual		Specifications	
Truck No.	445	Ticket No.	128676	
Time Batched	2:23 pm			
Time Sampled	3:00 pm			
Time in Mixer	37	Min.	Max. 90	
Slump (1)	8.0	in.	7.0 – 9.0	in.
Air Content (2)	1.6	%	-	%
Unit Weight (3)	N/A	pcf	N/A	
Yield	N/A	cu.ft	N/A	
Water Added	5	gals	N/A	gals
Ambient Temp	92	°F	Min. 40	°F
Concrete Temp (4)	89	°F	Max. 90	°F

MIX DESIGN

~ Verified @ Plant ■ Supplied by Producer

Class 1'' LS **Mix No.** TxDOT SS

Material	Type	Weight	Unit
Cement	Type I/II	N/A	lbs
Flyash		N/A	lbs
Coarse Aggregate		N/A	lbs
Fine Aggregate	Concrete Sand	N/A	lbs
Admixture 1		N/A	ozs
Admixture 2		N/A	ozs
Admixture 3		N/A	ozs
Water		N/A	lbs

Weather: ■ Sunny □ Cloudy □ Partially Cloudy □ Rainy

(1) ASTM C143 (2) ~ ASTM C173 ASTM C231 — Required Strength ____ psi @ ____ days
(3) ASTM C138 (4) ASTM C1064 Capping Method: ASTM C1231 — 3600 psi @ 28 days

Specimen Size: ■ 6" ø x 12" ~ 4"ø x 8" ~ 3" ø x 6" — Initial Curing: **Field** — Final Curing: **Standard (Tanks)**

General Location: Drill Shafts No. 11, 947 around 500' West of Loop 494

Sample Location: Sampled at 10.0 of 10.0 cubic yards at Drill Shafts No. 11

Specimen Mark	Date Tested	Age, Days	Type of Fracture	Diameter, (in)	Height, (in)	Area, (Sq.in)	Ultimate Load, (Lbs.)	Compressive Strength, (psi)	Tested By
SET I									
1640	07-24-26	7	5	6.00	12.00	28.27	160,190	5670	A.Abraham
1641	07-24-26	7	5	6.00	12.00	28.27	161,450	5710	A.Abraham
1642	08-14-26	28							
1643	08-14-26	82							

***Indicates noncompliance with specifications**

Concrete Placed: 30.0 cu. yds

Remarks: Notified results to Inspector.

Technician: B. Mekonen
ACI I/ SB 101/102

Depart Lab: --- Arrive Site: --- Lunch: ____ hrs.
Depart Site: --- Arrive Lab: --- **Time:** A.O.S. **hrs.**

Distribution:
James McCraken, Tommy Artz, Anthony Andreotti
Greg Garrison, Robert Acuna, Josh Laney
Invoice (1)

Sai Dandamudi
Graduate Engineer

Madhu R. Munirathnam, P.E.
TBPE Registration No. F-410

Date 07/27/26

The results of this report pertain only to the items and locations tested. This report shall not be reproduced except in full without written approval of Geotest Engineering, Inc.
RCCTD.REP

GEOTEST ENGINEERING, INC.
5600 Bintliff Drive Houston, Texas 77036 Tel. (713) 266-0588

REPORT OF FIELD SERVICES

Project:	Northpark Drive Overpass Project (T-1013)	Job No.:	11503403-02
Client:	Cobb Fendley	Report No.:	882
Contractor:	Harper Brothers Construction	Date:	07-17-2026

A Geotest Engineering representative arrived at the above referenced project at 9:00 pm to perform the following services:

The Bentonite was tested by the contractor and the details are as follows:

Specific Gravity = 1.03

Viscosity = 36 Seconds

Sand Content = 0.5%

Remarks: Notified the contractor bentonite results to the inspector

Technician:	B. Mekonen	Depart Lab:	08:00 am	Arrive Site:	09:00 am	Lunch:	--	hrs.
	ACI I/Sb 101/102	Depart Site:	04:00 pm	Arrive Lab:	05:00 pm	**Time:**	**8.5**	**hrs.**

Distribution:
James McCraken, Tommy Artz, Anthony Andreotti
Greg Garrison, Robert Acuna, Josh Laney
Invoice (1)

DSPbendamudi — Sai Dandamudi, Graduate Engineer

M. Madhu Munirathnam — Madhu R. Munirathnam, P.E., TBPE Registration No. F-410

07/21/26 — Date

The results of this report pertain only to the items and locations tested. This report shall not be reproduced except in full without written approval of Geotest Engineering, Inc.
RFS.REP

GEOTEST ENGINEERING, INC.
5600 Bintliff Drive Houston, Texas 77036 Tel. (713) 266-0588

REPORT OF FIELD DENSITY
(ASTM D6938, ASTM D2487 & TEX 115E)

Project:	North Park Drive Overpass Project(T-1013)	Job No.:	11503403-02
Client:	Cobb Fendley	Report No.:	883
Contractor:	Harper Brothers Construction	Date:	07-18-2026

Soil Description: 1.1 SK Cement Stabilized Sand (ARCOSA No. 8)

Curve No.: 31 MDD: 112 pcf OMC: 11.8 %

Specification: Item 275 Moisture Tolerance: ± 2 % of OMC

Model: 5001 EZ Serial No.: 3023 Standard Counts Density 2210. Moisture 479.9

Unless otherwise specified Dry Density and Moisture Content are in accordance with ASTM D6938.

					Specification Requirements	
					9.8 – 13.8	95 +
Test No.	Location	Elev, ft.	Lift	Dry density, pcf	In-place Moisture, %	Percent Compaction
	Backfill for slope pacing around the middle of south pond					
881	160' South of Northpark Dr. 85' E of Eastex freeway	Grade	Final	111.3	12.9	99.5
882	190' South of Northpark Dr. 85' of Eastex Freeway	Grade	Final	111.9	13.2	99.9
883	230' South of Northpark Dr. 83' E of Eastex freeway	Grade	Final	111.0	13.4	99.2

***-Indicates noncompliance with specifications.**
Remarks:

Technician: B. Mekonen
ACI I/SB 101/SB 102

Depart Lab: 7:45 am Arrive Site: 8:45 am Lunch: --- hrs.
Depart Site: 1:30 pm Arrive Lab: 2:30 pm **Time: 6.75 hrs.**

Distribution:
James McCraken, Tommy Artz, Anthony Andreotti
Greg Garrison, Robert Acuna, Josh Laney
Invoice (1)

Sai Dandamudi
Graduate Engineer

Madhu R. Munirathnam, P.E.
TBPE Registration No. F-410

07/21/26
Date

Additional information requested to be reported by ASTM is provided in the project file
The results of this report pertain only to the items and locations tested. This report shall not be reproduced except in full without written approval of Geotest Engineering, Inc.
RFD-R.REP

GEOTEST ENGINEERING, INC.
5600 Bintliff Drive Houston, Texas 77036 Tel. (713) 266-0588

REPORT OF CONCRETE SAMPLE PICK-UP
(ASTM C31)

Project:	Northpark Drive Overpass Project (T-1013)	Job No.:	11503403-02
Client:	Cobb Fendley	Report No.:	884
Contractor:	Harper Brothers Construction	Date:	07-18-2026

On 07-18-2026, a total of eight (08) cylinders, cast on 07-17-2026, were picked up at the jobsite and delivered to the laboratory for processing.

Min. 78 ^{0}F, Max. 96* ^{0}F Temperature
MTE # 6 - 27

Note: Normal strength concrete initial (field) curing temperature should be: 60 – 80 ^{0}F
High early strength concrete (6000 psi and higher) should be: 68 – 78 ^{0}F

*Indicates non-compliance with ASTM requirements.

Remarks: **Information not available.

Technician:	B. Mekonen	Depart Lab:	---	Arrive Site:	---	Lunch:	---	hrs.
	ACI I/SB 101/102	Depart Site:	---	Arrive Lab:	---	**Time:**	**A.O.S.**	**hrs.**

Distribution:
James McCraken, Tommy Artz, Anthony Andreotti
Greg Garrison, Robert Acuna, Josh Laney
Invoice (1)

Sai Dandamudi
Graduate Engineer

Madhu R. Munirathnam, P.E.
TBPE Registration No. F-4110

Date 07/21/26

The results of this report pertain only to the items and locations tested. This report shall not be reproduced except in full without written approval of Geotest Engineering, Inc.
RCSPU.REP

GEOTEST ENGINEERING, INC.
5600 Bintliff Drive Houston, Texas 77036 Tel. (713) 266-0588

REPORT OF CONCRETE CYLINDER TEST DATA

(ASTM C39, ASTM C31, ASTM C511, and ASTM C172)

Project: North Park Drive Overpass Project (T-1013)
Client: Cobb Fendley
Concrete Producer: Rocket Ready Mix — Plant: 14115 Luthe Road
Contractor: Harper Brothers — Spec. No.: Item 421
Dispatch No. 84897

Job No.: 11503403-02
Report No.: 885 A,1 of 1
Date: 07-20-2026

SAMPLING DATA

	Actual		Specifications	
Truck No.	441	Ticket No.	128837	
Time Batched	2:41 pm			
Time Sampled	3:42 pm			
Time in Mixer	64	Min.	Max. 90	
Slump (1)	7.0	in.	7.0 – 9.0	in.
Air Content (2)	3.2	%	Min. 3.0	%
Unit Weight (3)	N/A	pcf	N/A	
Yield	N/A	cu.ft	N/A	
Water Added	0	gals	N/A	gals
Ambient Temp	92	°F	Min. 40	°F
Concrete Temp (4)	100	°F	Max. 90	°F

MIX DESIGN

~ Verified @ Plant ■ Supplied by Producer

Class SS-1'' LS **Mix No.** TxDOT SS

Material	Type	Weight	Unit
Cement	Type I/II	N/A	lbs
Flyash		N/A	lbs
Coarse Aggregate		N/A	lbs
Fine Aggregate	Concrete Sand	N/A	lbs
Admixture 1		N/A	ozs
Admixture 2		N/A	ozs
Admixture 3		N/A	ozs
Water		N/A	lbs

Weather: ■ Sunny □ Cloudy □ Partially Cloudy □ Rainy

(1) ASTM C143 (2) ~ ASTM C173 ASTM C231

(3) ASTM C138 (4) ASTM C1064 Capping Method: ASTM C1231

Required Strength: 3600 psi @ 28 days

Specimen Size: ■ 6" ø x 12" ~ 4"ø x 8" ~ 3" ø x 6"

Initial Curing: **Field** Final Curing: **Standard (Tanks)**

General Location: Drilled Shaft for Abutment at Sta. No. 24+89, for Drill Shaft No. 10, 8, 9, 6 (31' depth)

Sample Location: Sampled at 10.0 of 20.0 cubic yards at Drilled Shaft for Abutment at Sta. No. 24+89, for Drill Shaft No. 10, 8, 9, 6 (31' depth)

Specimen Mark	Date Tested	Age, Days	Type of Fracture	Diameter, (in)	Height, (in)	Area, (Sq.in)	Ultimate Load, (Lbs.)	Compressive Strength, (psi)	Tested By
SET I									
1644	07-27-26	7	3	6.00	12.00	28.27	149,000	5270	C. Murray
1645	07-27-26	7	3	6.00	12.00	28.27	153,990	5450	C. Murray
1646	08-17-26	28							
1647	08-17-26	28							

***Indicates noncompliance with specifications**

Concrete Placed: 30.0 cu. yds

Remarks:

Technician: N. Patel, ACI I
Depart Lab: 8:00 am — Arrive Site: 9:00 am — Lunch: 0.5 hrs.
Depart Site: 4:30 pm — Arrive Lab: 5:30 pm — **Time: 9.0 hrs.**

Distribution:
James McCraken, Tommy Artz, Anthony Andreotti
Greg Garrison, Robert Acuna, Josh Laney
Invoice (1)

Sai Dandamudi
Graduate Engineer

Madhu R. Munirathnam, P.E.
TBPE Registration No. F-410

Date 7/28/26

The results of this report pertain only to the items and locations tested. This report shall not be reproduced except in full without written approval of Geotest Engineering, Inc.
RCCTD.REP

GEOTEST ENGINEERING, INC.
5600 Bintliff Drive Houston, Texas 77036 Tel. (713) 266-0588

REPORT OF FIELD DENSITY
(ASTM D6938, ASTM D2487 & TEX 115E)

Project:	North Park Drive Overpass Project (T-1013)	Job No.:	11503403-02
Client:	Cobb Fendley	Report No.:	886
Contractor:	Harper Brothers Construction	Date:	07-21-2026

Soil Description: 1.1/100 PSI Cement Stabilized Sand (Plant No. 12)

Curve No.: 31 MDD: 112.0 pcf OMC: 11.8 %

Specification: Item 275 Moisture Tolerance: ± 2 % of OMC

Model: HS 5001 EZ Serial No.: 3023 Standard Counts Density 2210.9 Moisture 480.7

Unless otherwise specified Dry Density and Moisture Content are in accordance with ASTM D6938.

					Specification Requirements	
					9.8 – 13.8	95 +
Test No.	Location	Elev, ft.	Lift	Dry density, pcf	In-place Moisture, %	Percent Compaction
	Slope paving backfill at North side of South Pond					
884	88' South of North Park Drive 106' East of Eastern free way	Grade	Final	110.7	12.2	98.8
885	98' South of North Park Drive 96' East of Eastern free way	Grade	Final	110.3	12.7	98.5
886	110' South of North Park Drive 94' East of Eastern free way	Grade	Final	108.8	13.4	97.2
887	157' South of North Park Drive 90' East of Eastern free way	Grade	Final	110.8	12.4	98.9

***-Indicates noncompliance with specifications.**

Remarks:

Technician:	B. Mekonen	Depart Lab:	7:00 am	Arrive Site:	8:00 am	Lunch:	0.5	hrs.
	ACI I/SB 101-102	Depart Site:	3:30 pm	Arrive Lab:	4:30 pm	**Time:**	**9.0**	**hrs.**

Distribution:
James McCraken, Tommy Artz, Anthony Andreotti
Greg Garrison, Robert Acuna, Josh Laney
Invoice (1)

D S P Dandamudi — for — 07-24-26

Sai Dandamudi
Graduate Engineer

Madhu R. Muniyappan, P.E.
TBPE Registration No. F-410

Date

Additional information requested to be reported by ASTM is provided in the project file
The results of this report pertain only to the items and locations tested. This report shall not be reproduced except in full without written approval of Geotest Engineering, Inc.
RFD-R.REP

GEOTEST ENGINEERING, INC.
5600 Bintliff Drive Houston, Texas 77036 Tel. (713) 266-0588

REPORT OF CONCRETE SAMPLE PICK-UP
(ASTM C31)

Project:	North Park Drive Overpass Project (T-1013)	Job No.:	11503403-02
Client:	Cobb Fendley	Report No.:	887
Contractor:	Harper Brothers Construction	Date:	07-21-2026

On 07-21-26, a total of four (04) cylinders, cast on 07-20-26, were picked up at the jobsite and delivered to the laboratory for processing.

Min. 76 ^{0}F, Max. 99 ^{0}F* Temperature
MTE # 6 - 28

Note: Normal strength concrete initial (field) curing temperature should be: 60 – 80 ^{0}F
High early strength concrete (6000 psi and higher) should be: 68 – 78 ^{0}F

*Indicates non-compliance with ASTM requirements.

Remarks: **Information not available.

Technician:	B. Mekonen ACI I/SB 101-102	Depart Lab:	---	Arrive Site:	---	Lunch:	hrs.
		Depart Site:	---	Arrive Lab:	---	**Time:**	**A.O.S.** **hrs.**

Distribution:
James McCraken, Tommy Artz, Anthony Andreotti
Greg Garrison, Robert Acuna, Josh Laney
Invoice (1)

DSP Dandamudi
Sai Dandamudi
Graduate Engineer

Madhu R. Munirathnam, P.E.
TBPE Registration No. F-410

Date 07-24-26

/

The results of this report pertain only to the items and locations tested. This report shall not be reproduced except in full without written approval of Geotest Engineering, Inc.
RCSPU.REP

GEOTEST ENGINEERING, INC.
5600 Bintliff Drive Houston, Texas 77036 Tel.(713) 266-0588

REPORT OF FIELD SERVICES

Project:	North Park Drive Overpass Project (T-1013)	Job No.:	11503403-02
Client:	Cobb Fendley	Report No.:	888
Contractor:	Harper Brothers Construction	Date:	07-21-2026

Specification:

A Geotest Engineering representative arrived at the above referenced project at 8:00 am to perform the following services:

- Density test and
- Concrete test
- Slurry test B done by the contractor

Tests after slurry Introduction:

Specific Gravity = 1.04
Viscosity = 40 sec
Sand Content= 0.8 %

Remarks:

Technician:	B. Mekonnen	Depart Lab:	---	Arrive Site:	---	Lunch:	hrs.
	ACI I/SB 101-102	Depart Site:	---	Arrive Lab:	---	**Time:**	**A.O.S.** **hrs.**

Distribution:
James McCraken, Tommy Artz, Anthony Andreotti
Greg Garrison, Robert Acuna, Josh Laney
Invoice (1)

Sai Dandamudi
Graduate Engineer

Madhu R. Munirathnam, P.E.
TBPE Registration No. F-410

07-26-26
Date

/

The results of this report pertain only to the items and locations tested. This report shall not be reproduced except in full without written approval of Geotest Engineering, Inc.
RFS.REP

GEOTEST ENGINEERING, INC.
5600 Bintliff Drive Houston, Texas 77036 Tel. (713) 266-0588

REPORT OF CONCRETE CYLINDER TEST DATA

(ASTM C39, ASTM C31, ASTM C511, and ASTM C172)

Project: North Park Drive Overpass Project (T-1013)
Client: Cobb Fendley
Concrete Producer: Rocket Ready Mix — Plant: 14115 Luthe Road
Contractor: Harper Brothers — Spec. No.: Item 421
Dispatch No. 84910

Job No.: 11503403-02
Report No.: 889 A,1 of 1
Date: 07-21-2026

SAMPLING DATA

	Actual		Specifications	
Truck No.	446	Ticket No.	128914	
Time Batched	12:37 pm			
Time Sampled	1:27 pm			
Time in Mixer	50	Min.	Max. 90	
Slump (1)	6.5 *	in.	7.0 – 9.0	in.
Air Content (2)	3.1	%	Min. 3.0	%
Unit Weight (3)	N/A	pcf	N/A	
Yield	N/A	cu.ft	N/A	
Water Added	0	gals	N/A	gals
Ambient Temp	93	°F	Min. 40	°F
Concrete Temp (4)	89	°F	Max. 90	°F

MIX DESIGN

~ Verified @ Plant ■ Supplied by Producer

Class --- Mix No. TxDOT SS

Material	Type	Weight	Unit
Cement	Type I/II	N/A	lbs
Flyash		N/A	lbs
Coarse Aggregate		N/A	lbs
Fine Aggregate	Concrete Sand	N/A	lbs
Admixture 1		N/A	ozs
Admixture 2		N/A	ozs
Admixture 3		N/A	ozs
Water		N/A	lbs

Weather: ■ Sunny □ Cloudy □ Partially Cloudy □ Rainy

(1) ASTM C143 (2) ~ ASTM C173 ASTM C231

(3) ASTM C138 (4) ASTM C1064 Capping Method: ASTM C1231

Required Strength: 3600 psi @ 28 days

Specimen Size: ■ 6" ø x 12" ~ 4"ø x 8" ~ 3" ø x 6"

Initial Curing: Field Final Curing: Standard (Tanks)

General Location: Drilled Shaft for Abutment No. 1 at Sta. No. 24+89 Center line for Drill Shaft No. 1, 3 and 5

Sample Location: Sampled at 10.0 of 10.0 cubic yards at Drill Shaft No. 1

Specimen Mark	Date Tested	Age, Days	Type of Fracture	Diameter, (in)	Height, (in)	Area, (Sq.in)	Ultimate Load, (Lbs.)	Compressive Strength, (psi)	Tested By
SET I									
1648	07-28-26	7	5	6.00	12.00	28.27	161,170	5700	S.Dandamudi
1649	07-28-26	7	5	6.00	12.00	28.27	162,040	5730	S.Dandamudi
1650	08-18-26	28							
1651	08-18-26	82							

***Indicates noncompliance with specifications**

Concrete Placed: 30.0 cu. yds

Remarks:

Technician: B. Mekonen
ACI I/SB 101/102

Depart Lab: --- Arrive Site: --- Lunch: ---- hrs.
Depart Site: --- Arrive Lab: --- **Time: A.O.S. hrs.**

Distribution:
James McCraken, Tommy Artz, Anthony Andreotti
Greg Garrison, Robert Acuna, Josh Laney
Invoice (1)

D S Pleshura
Sai Dandamudi
Graduate Engineer

Madhu Munirathnam
Madhu R. Munirathnam, P.E.
TBPE Registration No. F-410

Date 07/28/26

The results of this report pertain only to the items and locations tested. This report shall not be reproduced except in full without written approval of Geotest Engineering, Inc.
RCCTD.REP

GEOTEST ENGINEERING, INC.
5600 Bintliff Drive Houston, Texas 77036 Tel. (713) 266-0588

REPORT OF FIELD DENSITY
(ASTM D6938, ASTM D2487 & TEX 115E)

Project:	North Park Drive Overpass Project(T-1013)	Job No.:	11503403-02
Client:	Cobb Fendley	Report No.:	890
Contractor:	Harper Brothers Construction	Date:	07-22-2026

Soil Description: 1.1 / 100 PSI Cement Stabilized Sand (No. 12)

Curve No.: 31 MDD: 112.0 pcf OMC: 11.8 %

Specification: Item 275 Moisture Tolerance: ± 2 % of OMC

Model: HS 5001 EZ Serial No.: 3023 Standard Counts Density 2232.9 Moisture 476.6

Unless otherwise specified Dry Density and Moisture Content are in accordance with ASTM D6938.

					Specification Requirements	
					9.8 – 13.8	95 +
Test No.	Location	Elev, ft.	Lift	Dry density, pcf	In-place Moisture, %	Percent Compaction
	Backfill for Slope paving around the Center part of South Pond					
888	136' S of N Park Drive, 124' E of Eastex Freeway	Grade	Final	111.5	12.7	99.6
889	148' S of N Park Drive, 132' E of Eastex Freeway	Grade	Final	110.5	13.8	98.7
890	139' S of N Park Drive, 115' E of Eastex Freeway	Grade	Final	108.9	13.7	97.3
891	155' S of N Park Drive, 140' E of Eastex Freeway	Grade	Final	109.2	13.6	97.5

***-Indicates noncompliance with specifications.**
Remarks:

Technician: B. Mekonen Depart Lab: 6:00 am Arrive Site: 7:00 am Lunch: 0.5 hrs.
ACI I/SB 101/102 Depart Site: 2:30 pm Arrive Lab: 3:30 pm **Time: 9.0 hrs.**

Distribution:
James McCraken, Tommy Artz, Anthony Andreotti
Greg Garrison, Robert Acuna, Josh Laney
Invoice (1)

Sai Dandamudi
Graduate Engineer

Madhu R. Muniratnam, P.E.
TBPE Registration No. F-410

Date 07-24-26

/
Additional information requested to be reported by ASTM is provided in the project file
The results of this report pertain only to the items and locations tested. This report shall not be reproduced except in full without written approval of Geotest Engineering, Inc.
RFD-R.REP

GEOTEST ENGINEERING, INC.
5600 Bintliff Drive Houston, Texas 77036 Tel. (713) 266-0588

REPORT OF CONCRETE CYLINDER TEST DATA

(ASTM C39, ASTM C31, ASTM C511, and ASTM C172)

Project: North Park Drive Overpass Project (T-1013) | Job No.: 11503403-02
Client: Cobb Fendley | Report No.: 891 A, 1 of 1
Concrete Producer: Rocket Ready Mix | Plant: 14115 Luthe road | Date: 07-22-2026
Contractor: Harper Brothers | Spec. No.: Item 421 / 416
Dispatch No.: 84944

SAMPLING DATA

	Actual		Specifications	
Truck No.	446	Ticket No.	128963	
Time Batched	11:56 am			
Time Sampled	12:45 pm			
Time in Mixer	49	Min.	Max. 90	
Slump (1)	7.75	in.	7.0 – 9.0	in.
Air Content (2)	3.3	%	Min. 3.0	%
Unit Weight (3)	N/A	pcf	N/A	
Yield	N/A	cu.ft	N/A	
Water Added	10.0	gals	N/A	gals
Ambient Temp	97	°F	Min. 40	°F
Concrete Temp (4)	89	°F	Max. 90	°F

Weather: ■ Sunny □ Cloudy □ Partially Cloudy □ Rainy

MIX DESIGN

~ Verified @ Plant ■ Supplied by Producer

Class 1" LS **Mix No.** Class 'SS'

Material	Type	Weight	Unit
Cement	Type I/II	N/A	lbs
Flyash		N/A	lbs
Coarse Aggregate		N/A	lbs
Fine Aggregate	Concrete Sand	N/A	lbs
Admixture 1		N/A	ozs
Admixture 2		N/A	ozs
Admixture 3		N/A	ozs
Water		N/A	lbs

(1) ASTM C143 (2) ~ ASTM C173 ASTM C231
(3) ASTM C138 (4) ASTM C1064 Capping Method: ASTM C1231

Required Strength: 3600 psi @ 28 days

Specimen Size: ■ 6" ø x 12" ~ 4"ø x 8" ~ 3" ø x 6"

Initial Curing: **Field** Final Curing: **Standard (Tanks)**

General Location: Abutment 1 Drill Shafts 2 and 4

Sample Location: Sampled at 10.0 of 10.0 cubic yards at Drill Shaft No. 4

Specimen Mark	Date Tested	Age, Days	Type of Fracture	Diameter, (in)	Height, (in)	Area, (Sq.in)	Ultimate Load, (Lbs.)	Compressive Strength, (psi)	Tested By
SET I									
1652	07-29-26	7	3	6.01	12.00	28.37	146,860	5180	S.Dandamudi
1653	07-29-26	7	3	6.00	12.00	28.27	144,720	5100	S.Dandamudi
1654	08-19-26	28							
1655	08-19-26	28							

***Indicates noncompliance with specifications**

Concrete Placed: 20.0 cu. yds

Remarks: Inspector was notified with the test results.

Technician: B. Mekonen
ACI I/ SB 101/102

Depart Lab: --- Arrive Site: --- Lunch: --- hrs.
Depart Site: --- Arrive Lab: --- **Time: A.O.S. hrs.**

Distribution:
Cobb Fendley - James McCraken, Tommy Artz, Anthony Andreotti (emails)
Greg Garrison, Robert Acuna, Josh Laney
Invoice (1)

DS Dandamudi
Sai Dandamudi
Graduate Engineer

Madhu Munirathnam
Madhu R. Munirathnam, P.E.
TBPE Registration No. F-410

Date 07/29/26

The results of this report pertain only to the items and locations tested. This report shall not be reproduced except in full without written approval of Geotest Engineering, Inc.
RCCTD.REP

GEOTEST ENGINEERING, INC.
5600 Bintliff Drive Houston, Texas 77036 Tel. (713) 266-0588

REPORT OF FIELD SERVICES

Project:	Northpark Drive Overpass Project (T-1013)	Job No.:	11503403-02
Client:	Cobb Fendley	Report No.:	892
Contractor:	Harper Brothers Construction	Date:	07-22-2026

A Geotest Engineering representative arrived at the above referenced project at 9:00 pm to perform the following services:

The Bentonite was tested by the contractor and the details are as follows:

Specific Gravity = 1.06

Viscosity = 39 Seconds

Sand Content = 0.9%

Remarks: Notified the contractor bentonite results to the inspector

Technician:	B. Mekonen	Depart Lab:	--	Arrive Site:	--	Lunch:	--	hrs.
	ACI I/SB 101/102	Depart Site:	--	Arrive Lab:	--	**Time:**	**A.O.S**	**hrs.**

Distribution:
James McCraken, Tommy Artz, Anthony Andreotti
Greg Garrison, Robert Acuna, Josh Laney
Invoice (1)

Sai Dandamudi
Graduate Engineer

Madhu R. Munirathnam, P.E.
TBPE Registration No. F-410

07-24-26
Date

The results of this report pertain only to the items and locations tested. This report shall not be reproduced except in full without written approval of Geotest Engineering, Inc.
RFS.REP

GEOTEST ENGINEERING, INC.
5600 Bintliff Drive Houston, Texas 77036 Tel. (713) 266-0588

REPORT OF FIELD DENSITY
(ASTM D6938, ASTM D2487 & TEX 115E)

Project:	North Park Drive Overpass Project (T-1013)	Job No.:	11503403-02
Client:	Cobb Fendley	Report No.:	893
Contractor:	Harper Brothers Construction	Date:	07-23-2026

Soil Description: 100 PSI Cement Stabilized Sand (Great Southern Plant)

Curve No.: 06 MDD: 110.4 pcf OMC: 10.7 %

Specification: Item 275 Moisture Tolerance: 0, ± 2% of OMC

Model: HS 5001 EZ Serial No.: 3023 Standard Counts Density 2221.9 Moisture 474.9

Unless otherwise specified Dry Density and Moisture Content are in accordance with ASTM D6938.

					Specification Requirements	
					8.7 – 12.7	95+
Test No.	Location	Elev, ft.	Lift	Dry density, pcf	In-place Moisture, %	Percent Compaction
	Backfill for Slope paving at the bottom East Side of South Pond					
891	294' South of North Park Drive, 286' East of Eastex FWY	Grade	Final	108.3	11.0	98.1
892	250' South of North Park Drive 332' East of Eastex FWY	Grade	Final	109.8	10.5	99.5
893	200' South of North Park Drive 357' East of Eastex FWY	Grade	Final	107.6	9.8	97.5
894	175' South of North Drive 360' East of Eastex FWY	Grade	Final	106.4	10.8	96.4
895	150' South of North Park Drive 365' East of Eastex FWY	Grade	Final	109.1	10.8	98.9
896	130' South of North Park Drive 370' East of Eastex FWY	Grade	Final	107.1	11.1	97.0

***-Indicates noncompliance with specifications.**

Remarks:

Technician: B. Mekonen
ACI I/SB 101/102

Depart Lab: 7:00 am
Depart Site: 1:45 pm
Arrive Site: 8:00 am
Arrive Lab: 2:45 pm
Lunch: 0.0 hrs.
Time: 7.75 hrs.

Distribution:
James McCraken, Tommy Artz, Anthony Andreotti
Greg Garrison, Robert Acuna, Josh Laney
Invoice (1)

Sai Dandamudi
Graduate Engineer

Madhu R. Munirathnam, P.E.
TBPE Registration No. F-410

Date

/
Additional information requested to be reported by ASTM is provided in the project file
The results of this report pertain only to the items and locations tested. This report shall not be reproduced except in full without written approval of Geotest Engineering, Inc.
RFD-R.REP

GEOTEST ENGINEERING, INC.
5600 Bintliff Drive Houston, Texas 77036 Tel. (713) 266-0588

REPORT OF CONCRETE SAMPLE PICK-UP
(ASTM C31)

Project:	Northpark Drive Overpass Project (T-1013)	Job No.:	11503403-02
Client:	Cobb Fendley	Report No.:	894
Contractor:	Harper Brothers Construction	Date:	07-23-2026

On 07-23-2026, a total of four (04) cylinders, cast on 07-22-2026, were picked up at the jobsite and delivered to the laboratory for processing.

Min. 83 °F, Max. 104 * °F Temperature
MTE # 6 - 27

Note: Normal strength concrete initial (field) curing temperature should be: 60 – 80 °F
High early strength concrete (6000 psi and higher) should be: 68 – 78 °F

*Indicates non-compliance with ASTM requirements.

Remarks: **Information not available.

Technician:	B. Mekonen	Depart Lab:	---	Arrive Site:	---	Lunch:	---	hrs.
	ACI I/SB 101/102	Depart Site:	---	Arrive Lab:	---	**Time:**	**A.O.S.**	**hrs.**

Distribution:
James McCraken, Tommy Artz, Anthony Andreotti
Greg Garrison, Robert Acuna, Josh Laney
Invoice (1)

D S P Bhuma.
Sai Dandamudi
Graduate Engineer

Madhu R. Munirathnam, P.E.
TBPE Registration No. F-410

07/27/26
Date

The results of this report pertain only to the items and locations tested. This report shall not be reproduced except in full without written approval of Geotest Engineering, Inc.
RCSPU.REP

GEOTEST ENGINEERING, INC.

5600 Bintliff Drive Houston, Texas 77036 Tel. (713) 266-0588

SLURRY DISPLACEMENT DRILLED SHAFT INSPECTION REPORT

Project:	North Park Drive Overpass Project (T-1013)	Job No.:	11503403-02
Client:	Cobb Fendley	Report No.:	895
Contractor:	Harper Brothers	Date:	07-24-2026

Specification Reference: TXDOT Item 416

Slurry Requirement:

Before Introduction:
Specific Gravity: ≤ 1.10
Sand Content: ≤ 1%

After Introduction:
Specific Gravity: ≤ 1.15
Viscosity: ≤ 45
Sand Content: ≤ 6%

Record of Slurry Test: Bentonite Type BARIOD Pumping Pressure N/A psi

No	Location	Time	Shaft Dia. (in.)	Depth (ft.)	Sample Depth (ft)	Temp (EF) Amb. / Slurry	SG	Viscosity (sec)	Sand Content (%)
	Bentonite –Before Introduction					87/88	1.04	39	0.9
1.	72" Drilled Shaft at Abutment No. 08, Drilled Shaft No. 1		72	85	83	87/89	1.06	40	2.0

*** Indicate noncompliance with specifications**

SG- Specific Gravity

Remarks:

Technician:	B. Mekonen	Depart Lab:	---	Arrive Site:	---	Lunch:	---	hrs.
	ACI I/SB 101/102	Depart Site:	---	Arrive Lab:	---	**Time:**	**A.O.S.**	**hrs.**

Distribution:
Cobb Fendley - James McCraken, Tommy Artz, Anthony Andreotti (emails)
Harper Brothers - Greg Garrison, Robert Acuna, Josh Laney (emails)
Invoice (1)

DSP Dandamudi
Sai Dandamudi
Graduate Engineer

Madhu Munirathnam 07/28/26
Madhu R. Munirathnam, P.E. Date
TBPE Registration No. F-410

The results of this report pertain only to the items and locations tested. This report shall not be reproduced except in full without written approval of Geotest Engineering, Inc.
SDDSI.REP

GEOTEST ENGINEERING, INC.
5600 Bintliff Drive Houston, Texas 77036 Tel. (713) 266-0588

REPORT OF CONCRETE CYLINDER TEST DATA

(ASTM C39, ASTM C31, ASTM C511, and ASTM C172)

Project: North Park Drive Overpass Project (T-1013)
Client: Cobb Fendley
Concrete Producer: Rocket Ready Mix
Contractor: Harper Brothers
Dispatch No. 85018

Plant: 14115 Luthe Road
Spec. No.: Item 416/421

Job No.: 11503403-01
Report No.: 896, 1 of 2
Date: 07-24-2026

SAMPLING DATA

	Actual		Specifications	
Truck No.	408	Ticket No.	129020	
Time Batched	1:36			
Time Sampled	2:36			
Time in Mixer	60	Min.	Max. 90	
Slump (1)	8.0	in.	7.0 – 9.0	in.
Air Content (2)	2.8 *	%	Min 3.0	%
Unit Weight (3)	N/A	pcf	N/A	
Yield	N/A	cu.ft	N/A	
Water Added	10	gals	N/A	gals
Ambient Temp	93	°F	Min. 40	°F
Concrete Temp (4)	89	°F	Max. 90	°F

Weather: ■ Sunny □ Cloudy □ Partially Cloudy □ Rainy

MIX DESIGN

~ Verified @ Plant ■ Supplied by Producer

Class 1" LS **Mix No.** DOT SS

Material	Type	Weight	Unit
Cement	Type I/II	N/A	lbs
Flyash		N/A	lbs
Coarse Aggregate		N/A	lbs
Fine Aggregate	Concrete Sand	N/A	lbs
Admixture 1		N/A	ozs
Admixture 2		N/A	ozs
Admixture 3		N/A	ozs
Water		N/A	lbs

(1) ASTM C143 (2) ~ ASTM C173 □ ASTM C231
(3) ASTM C138 (4) ASTM C1064 Capping Method: ASTM C1231

Required Strength: 3600 psi @ 28 days

Specimen Size: ■ 6" ø x 12" ~ 4"ø x 8" ~ 3" ø x 6"

Initial Curing: **Field** Final Curing: **Standard (Tanks)**

General Location: 72" Drilled Shaft for Abutment No. 08, Drill Shaft No. 01 at Station No. 32+77

Sample Location: Sampled at 10.0 of 20.0 cubic yards at Station No. 32+77

Specimen Mark	Date Tested	Age, Days	Type of Fracture	Diameter, (in)	Height, (in)	Area, (Sq.in)	Ultimate Load, (Lbs.)	Compressive Strength, (psi)	Tested By
SET I									
1656	07-31-26	07		6.00	12.00	28.27			
1657	07-31-26	07		6.00	12.00	28.27			
1658	08-21-26	28		6.00	12.00	28.27			
1659	08-21-26	28		6.00	12.00	28.27			

***Indicates noncompliance with specifications**

Concrete Placed: 100.0 cu. yds

Remarks: Inspector informed of the test results.

/

The results of this report pertain only to the items and locations tested. This report shall not be reproduced except in full without written approval of Geotest Engineering, Inc.
RCCTD.REP

GEOTEST ENGINEERING, INC.
5600 Bintliff Drive Houston, Texas 77036 Tel. (713) 266-0588

REPORT OF CONCRETE CYLINDER TEST DATA

(ASTM C39, ASTM C31, ASTM C511, and ASTM C172)

Project: North Park Drive Overpass Project (T-1013) | Job No.: 11503403-01
Client: Cobb Fendley | Report No.: 896, 2 of 2
Concrete Producer: Rocket Ready Mix | Plant: 14115 Luthe Road | Date: 07-24-2026
Contractor: Harper Brothers | Spec. No.: Item 416/421
Dispatch No. 85018

SAMPLING DATA | **MIX DESIGN**

~ Verified @ Plant ■ Supplied by Producer

Truck No. 405 Ticket No. 129033 **Class** 1" LS **Mix No.** DOT SS

	Actual		Specifications		Material	Type	Weight	Unit
Time Batched	2;48							
Time Sampled	3:48				Cement	Type I/II	N/A	lbs
Time in Mixer	60	Min.	Max. 90		Flyash		N/A	lbs
Slump (1)	8.5	in.	7.0 – 9.0	in.	Coarse Aggregate		N/A	lbs
Air Content (2)	2.6 *	%	Min 3.0	%	Fine Aggregate	Concrete Sand	N/A	lbs
Unit Weight (3)	N/A	pcf	N/A		Admixture 1		N/A	ozs
Yield	N/A	cu.ft	N/A		Admixture 2		N/A	ozs
Water Added	10	gals	N/A	gals	Admixture 3		N/A	ozs
Ambient Temp	93	°F	Min. 40	°F	Water		N/A	lbs
Concrete Temp (4)	88	°F	Max. 90	°F				

Weather ■ Sunny □ Cloudy □ Partially Cloudy □ Rainy

(1) ASTM C143 (2) ~ ASTM C173 □ ASTM C231 Required Strength psi @ days

(3) ASTM C138 (4) ASTM C1064 Capping Method: ASTM C1231 3600 psi @ 28 days

Specimen Size: ■ 6" ø x 12" ~ 4"ø x 8" ~ 3" ø x 6" Initial Curing: **Field** Final Curing: **Standard (Tanks)**

General Location: 72" Drilled Shaft for Abutment No. 08, Drill Shaft No. 01 at Station No. 32+77

Sample Location: Sampled at 10.0 of 70.0 cubic yards at Station No. 32+77, Drill Shaft No. 01

Specimen Mark	Date Tested	Age, Days	Type of Fracture	Diameter, (in)	Height, (in)	Area, (Sq.in)	Ultimate Load, (Lbs.)	Compressive Strength, (psi)	Tested By
SET I									
1660	07-31-26	07		6.00	12.00	28.27			
1661	07-31-26	07		6.00	12.00	28.27			
1662	08-21-26	28		6.00	12.00	28.27			
1663	08-21-26	28		6.00	12.00	28.27			

***Indicates noncompliance with specifications** Concrete Placed: 100.0 cu. yds

Remarks: Inspector informed of the test results.

Technician: B.M. Depart Lab: 7:00 am Arrive Site: 8:00 am Lunch: 0.5 hrs.
--- Depart Site: 5:00 pm Arrive Lab: 6:00 pm **Time: 10.5 hrs.**

Distribution:
Cobb Fendley - James McCraken, Tommy Artz, Anthony Andreotti (emails)
Harper Brothers - Greg Garrison, Robert Acuna, Josh Laney (emails)
Invoice (1)

DRAFT

Sai Dandamudi
Graduate Engineer

Madhu R. Munirathnam, P.E.
TBPE Registration No. F-410

Date

The results of this report pertain only to the items and locations tested. This report shall not be reproduced except in full without written approval of Geotest Engineering, Inc.
RCCTD.REP

GEOTEST ENGINEERING, INC.
5600 Bintliff Drive Houston, Texas 77036 Tel. (713) 266-0588

REPORT OF FIELD DENSITY
(ASTM D6938, ASTM D2487 & TEX 115E)

Project:	North Park Drive Overpass Project (T-1013)	Job No.:	11503403-02
Client:	Cobb Fendley	Report No.:	897
Contractor:	Harper Brothers	Date:	07-24-2026

Soil Description: 100 PSI Cement Stabilized Sand (Great Southern Plant)

Curve No.: 06 MDD: 110.4 pcf OMC: 10.7 %

Specification: Item 275 Moisture Tolerance: 0, ± 2% of OMC

Model: HS 5001 EZ Serial No.: 3023 Standard Counts Density 2221.9 Moisture 474.9

Unless otherwise specified Dry Density and Moisture Content are in accordance with ASTM D6938.

					Specification Requirements	
					8.7 – 12.7	95+
Test No.	Location	Elev, ft.	Lift	Dry density, pcf	In-place Moisture, %	Percent Compaction
	Backfill for Retaining Wall from Station No. 10+00 to 11+50					
897	Station No. 10+35	- 3	1st Lift	108.9	11.1	98.6
898	Station No. 10+90	- 3	1st Lift	108.1	10.2	97.9
899	Station No. 11+27	- 3	1st Lift	105.5	8.8	95.6

***-Indicates noncompliance with specifications.**

Remarks:

Technician: B. Mekonen Depart Lab: --- Arrive Site: --- Lunch: --- hrs.
ACI I/ SB 101/102 Depart Site: --- Arrive Lab: --- **Time: A.O.S. hrs.**

Distribution:
Cobb Fendley - James McCraken, Tommy Artz, Anthony Andreotti (emails)
Harper Brothers - Greg Garrison, Robert Acuna, Josh Laney (emails)
Invoice (1)

DSP Dandamudi
Sai Dandamudi
Graduate Engineer

MRMadhu Munirathnam 07/28/26
Madhu R. Munirathnam, P.E. Date
TBPE Registration No. F-410

/

Additional information requested to be reported by ASTM is provided in the project file
The results of this report pertain only to the items and locations tested. This report shall not be reproduced except in full without written approval of Geotest Engineering, Inc.
RFD-R.REP

GEOTEST ENGINEERING, INC.
5600 Bintliff Drive Houston, Texas 77036 Tel. (713) 266-0588

REPORT OF FIELD DENSITY
(ASTM D6938, ASTM D2487 & TEX 115E)

Project:	North Park Drive Overpass Project (T-1013)	Job No.:	11503403-01
Client:	Cobb Fendley	Report No.:	898
Contractor:	Harper Brothers	Date:	07-24-2026

Soil Description: 100 PSI Cement Stabilized Sand (Great Southern Plant)

Curve No.: 06 MDD: 110.4 pcf OMC: 10.7 %

Specification: Item 275 Moisture Tolerance: 0, ±2% of OMC

Model: HS 5001EZ Serial No.: 3023 Standard Counts Density 2221.9 Moisture 474.9

Unless otherwise specified Dry Density and Moisture Content are in accordance with ASTM D6938.

					Specification Requirements	
					8.7 – 12.7	95+
Test No.	Location	Elev, ft.	Lift	Dry density, pcf	In-place Moisture, %	Percent Compaction
	Backfill for Slope paving around Northeast Side of South Pond					
900	75' South of North Park Drive 419' East of Eastex FWY	Grade	Final	105.5	9.5	95.6
901	86' South of North Park Drive 440' East of Eastex FWY	Grade	Final	108.6	9.3	98.4
902	80' South of North Park Drive 457' East of Eastex FWY	Grade	Final	106.0	8.9	96.0

***-Indicates noncompliance with specifications.**

Remarks:

Technician: B. Mekonen Depart Lab: --- Arrive Site: --- Lunch: --- hrs.
ACI I/SB 101/102 Depart Site: --- Arrive Lab: --- **Time: A.O.S. hrs.**

Distribution:
Cobb Fendley - James McCraken, Tommy Artz, Anthony Andreotti (emails)
Harper Brothers - Greg Garrison, Robert Acuna, Josh Laney (emails)
Invoice (1)

Sai Dandamudi
Graduate Engineer

Madhu R. Munirathnam, P.E.
TBPE Registration No. F-410

Date

/
Additional information requested to be reported by ASTM is provided in the project file
The results of this report pertain only to the items and locations tested. This report shall not be reproduced except in full without written approval of Geotest Engineering, Inc.
RFD-R.REP

GEOTEST ENGINEERING, INC.
5600 Bintliff Drive Houston, Texas 77036 Tel. (713) 266-0588

REPORT OF FIELD SERVICES

Project:	North Park Drive Overpass Project (T-1013)	Job No.:	11503403-02
Client:	Cobb Fendley	Report No.:	899
Contractor:	Harper Brothers	Date:	07-25-2026

Specification:

A Geotest Engineering representative arrived at the above referenced project at 8:00 am to perform the following services:

Contractor Bentonite test results after Introduction

Subgrade = 1.07
Viscosity = 39.0
Sand Content = 0.8%

Remarks:

Technician:	B. Mekonen	Depart Lab:	---	Arrive Site:	---	Lunch:	---	hrs.
	ACI I/SB 101/102	Depart Site:	---	Arrive Lab:	---	**Time:**	**A.O.S.**	**hrs.**

Distribution:
Cobb Fendley - James McCraken, Tommy Artz, Anthony Andreotti (emails)
Harper Brothers - Greg Garrison, Robert Acuna, Josh Laney (emails)
Invoice (1)

DSP Dandamudi
Sai Dandamudi
Graduate Engineer

Madhu Munirathnam
Madhu R. Munirathnam, P.E.
TBPE Registration No. F-410

07/28/26
Date

/

The results of this report pertain only to the items and locations tested. This report shall not be reproduced except in full without written approval of Geotest Engineering, Inc.
RFS.REP

GEOTEST ENGINEERING, INC.
5600 Bintliff Drive Houston, Texas 77036 Tel. (713) 266-0588

REPORT OF CONCRETE CYLINDER TEST DATA

(ASTM C39, ASTM C31, ASTM C511, and ASTM C172)

Project: North Park Drive Overpass Project (T-1013)
Client: Cobb Fendley
Concrete Producer: Texan Concrete Enterprise Plant: ---
Contractor: Harper Brothers Spec. No.: ---
Dispatch No. 85051

Job No.: 11503403-01
Report No.: 900 A, 1 of 1
Date: 07-25-2026

SAMPLING DATA

	Actual		Specifications	
Truck No.	60	Ticket No.	---	
Time Batched	8:59 am			
Time Sampled	10:02 am			
Time in Mixer	63	Min.	Max. 90	
Slump (1)	7.25 *	in.	4.0 – 5.5	in.
Air Content (2)	3.0	%	Min 3.0	%
Unit Weight (3)	N/A	pcf	N/A	
Yield	N/A	cu.ft	N/A	
Water Added	05	gals	N/A	gals
Ambient Temp	87	°F	Min. 40	°F
Concrete Temp (4)	85	°F	Max. 90	°F

MIX DESIGN

~ Verified @ Plant ■ Supplied by Producer

Class --- **Mix No.** TXDT CL HES2

Material	Type	Weight	Unit
Cement	Type I/II	N/A	lbs
Flyash		N/A	lbs
Coarse Aggregate		N/A	lbs
Fine Aggregate	Concrete Sand	N/A	lbs
Admixture 1		N/A	ozs
Admixture 2		N/A	ozs
Admixture 3		N/A	ozs
Water		N/A	lbs

Weather ■ Sunny □ Cloudy □ Partially Cloudy □ Rainy

(1) ASTM C143 (2) ~ ASTM C173 □ ASTM C231

(3) ASTM C138 (4) ASTM C1064 Capping Method: ASTM C1231

Required Strength 3200 psi @ 01 days
4000 psi @ 28 days

Specimen Size: ■ 6" ø x 12" ~ 4"ø x 8" ~ 3" ø x 6"

Initial Curing: **Field** Final Curing: **Standard (Tanks)**

General Location: Paving on North Park Drive West Bound U Turn at Station No. 700+50 Clarifier

Sample Location: Sampled at 10.0 of 40.0 cubic yards at Station No. 700+50 Clarifier

Specimen Mark	Date Tested	Age, Days	Type of Fracture	Diameter, (in)	Height, (in)	Area, (Sq.in)	Ultimate Load, (Lbs.)	Compressive Strength, (psi)	Tested By
SET I									
1664	08-01-26	07		6.00	12.00	28.27			
1665	08-01-26	07		6.00	12.00	28.27			
1666	08-22-26	28		6.00	12.00	28.27			
1667	08-22-26	28		6.00	12.00	28.27			

***Indicates noncompliance with specifications**

Concrete Placed: 100.0 cu. yds

Remarks:

Technician: B.M. Depart Lab: 7:00 am Arrive Site: 8:00 am Lunch: 0.5 hrs.
--- Depart Site: 4:00 pm Arrive Lab: 5:00 pm **Time: 9.5 hrs.**

Distribution:
Cobb Fendley - James McCraken, Tommy Artz, Anthony Andreotti (emails)
Harper Brothers - Greg Garrison, Robert Acuna, Josh Laney (emails)
Invoice (1)

DRAFT

Sai Dandamudi
Graduate Engineer

Madhu R. Munirathnam, P.E.
TBPE Registration No. F-410

Date

/

The results of this report pertain only to the items and locations tested. This report shall not be reproduced except in full without written approval of Geotest Engineering, Inc.
RCCTD.REP

GEOTEST ENGINEERING, INC.
5600 Bintliff Drive Houston, Texas 77036 Tel. (713) 266-0588

REPORT OF CONCRETE CYLINDER TEST DATA

(ASTM C39, ASTM C31, ASTM C511, and ASTM C172)

Project: North Park Drive Overpass Project (T-1013) | Job No.: 11503403-01
Client: Cobb Fendley | Report No.: 901 A, 1 of 2
Concrete Producer: Texan Concrete Enterprise | Plant: 14115 Luthe Road | Date: 07-25-2026
Contractor: Harper Brothers | Spec. No.: Item 416/421
Dispatch No. 85051

SAMPLING DATA | **MIX DESIGN**

~ Verified @ Plant ■ Supplied by Producer

	Actual		Specifications		Material	Type	Weight	Unit
Truck No.	446	Ticket No.	129064		Class ---	Mix No.	DOT SS	
Time Batched	1:21 pm							
Time Sampled	2:11 pm				Cement	Type I/II	N/A	lbs
Time in Mixer	50	Min.	Max. 90		Flyash		N/A	lbs
Slump (1)	9.0	in.	7.0 – 9.0	in.	Coarse Aggregate		N/A	lbs
Air Content (2)	2.5 *	%	Min	%	Fine Aggregate	Concrete Sand	N/A	lbs
Unit Weight (3)	N/A	pcf	N/A		Admixture 1		N/A	ozs
Yield	N/A	cu.ft	N/A		Admixture 2		N/A	ozs
Water Added	10	gals	N/A	gals	Admixture 3		N/A	ozs
Ambient Temp	93	°F	Min. 40	°F	Water		N/A	lbs
Concrete Temp (4)	88	°F	Max. 90	°F				

Weather ■ Sunny □ Cloudy □ Partially Cloudy □ Rainy

(1) ASTM C143 (2) ~ ASTM C173 □ ASTM C231 Required Strength _____ psi @ _____ days

(3) ASTM C138 (4) ASTM C1064 Capping Method: ASTM C1231 3600 psi @ 28 days

Specimen Size: ■ 6" ø x 12" ~ 4"ø x 8" ~ 3" ø x 6" Initial Curing: **Field** Final Curing: **Standard (Tanks)**

General Location: 72" Drilled Shaft for Abutment No. 07, Drill Shaft No. 01 at Station No. 31+62.33 Clarifier

Sample Location: Sampled at 10.0 of 20.0 cubic yards at Station No. 31+62.33 Clarifier

Specimen Mark	Date Tested	Age, Days	Type of Fracture	Diameter, (in)	Height, (in)	Area, (Sq.in)	Ultimate Load, (Lbs.)	Compressive Strength, (psi)	Tested By
SET I									
1668	08-01-26	07		6.00	12.00	28.27			
1669	08-01-26	07		6.00	12.00	28.27			
1670	08-22-26	28		6.00	12.00	28.27			
1671	08-22-26	28		6.00	12.00	28.27			

***Indicates noncompliance with specifications** Concrete Placed: 100.0 cu. yds

Remarks:

/

The results of this report pertain only to the items and locations tested. This report shall not be reproduced except in full without written approval of Geotest Engineering, Inc.
RCCTD.REP

GEOTEST ENGINEERING, INC.
5600 Bintliff Drive Houston, Texas 77036 Tel. (713) 266-0588

REPORT OF CONCRETE CYLINDER TEST DATA

(ASTM C39, ASTM C31, ASTM C511, and ASTM C172)

Project:	North Park Drive Overpass Project (T-1013)	Job No.:	11503403-01
Client:	Cobb Fendley	Report No.:	901 A, 2 of 2
Concrete Producer:	Texan Concrete Enterprise — Plant: 14115 Luthe Road	Date:	07-25-2026
Contractor:	Harper Brothers — Spec. No.: Item 416/421		
Dispatch No.	85051		

SAMPLING DATA — **MIX DESIGN**

~ Verified @ Plant ■ Supplied by Producer

	Actual		Specifications		Material	Type	Weight	Unit
Truck No.	447	Ticket No.	129069		**Class**	1" LS	**Mix No.**	DOT SS
Time Batched	2:19 pm							
Time Sampled	3:09 pm				Cement	Type I/II	N/A	lbs
Time in Mixer	50	Min.	Max. 90		Flyash		N/A	lbs
Slump (1)	7.0	in.	7.0 – 9.0	in.	Coarse Aggregate		N/A	lbs
Air Content (2)	3.1	%	Min 3.0	%	Fine Aggregate	Concrete Sand	N/A	lbs
Unit Weight (3)	N/A	pcf	N/A		Admixture 1		N/A	ozs
Yield	N/A	cu.ft	N/A		Admixture 2		N/A	ozs
Water Added	0	gals	N/A	gals	Admixture 3		N/A	ozs
Ambient Temp	94	°F	Min. 40	°F	Water		N/A	lbs
Concrete Temp (4)	89	°F	Max. 90	°F				

Weather: ■ Sunny □ Cloudy □ Partially Cloudy □ Rainy

(1) ASTM C143 (2) ~ ASTM C173 □ ASTM C231

(3) ASTM C138 (4) ASTM C1064 Capping Method: ASTM C1231

Required Strength: 3600 psi @ 28 days

Specimen Size: ■ 6" ø x 12" ~ 4"ø x 8" ~ 3" ø x 6"

Initial Curing: **Field** Final Curing: **Standard (Tanks)**

General Location: 72" Drilled Shaft for Abutment No. 07, Drill Shaft No. 01 at Station No. 31+62.33 Clarifier

Sample Location: Sampled at 10.0 of 70.0 cubic yards at Station No. 31+62.33 Clarifier

Specimen Mark	Date Tested	Age, Days	Type of Fracture	Diameter, (in)	Height, (in)	Area, (Sq.in)	Ultimate Load, (Lbs.)	Compressive Strength, (psi)	Tested By
SET I									
1672	08-01-26	07		6.00	12.00	28.27			
1673	08-01-26	07		6.00	12.00	28.27			
1674	08-22-26	28		6.00	12.00	28.27			
1675	08-22-26	28		6.00	12.00	28.27			

***Indicates noncompliance with specifications**

Concrete Placed: 100.0 cu. yds

Remarks:

Technician:	B.M.	Depart Lab:	---	Arrive Site:	---	Lunch:	---	hrs.
	---	Depart Site:	---	Arrive Lab:	---	**Time:**	**A.O.S.**	**hrs.**

Distribution:
Cobb Fendley - James McCraken, Tommy Artz, Anthony Andreotti (emails)
Harper Brothers - Greg Garrison, Robert Acuna, Josh Laney (emails)
Invoice (1)

DRAFT

Sai Dandamudi
Graduate Engineer

Madhu R. Munirathnam, P.E.
TBPE Registration No. F-410

Date

/

The results of this report pertain only to the items and locations tested. This report shall not be reproduced except in full without written approval of Geotest Engineering, Inc.
RCCTD.REP

GEOTEST ENGINEERING, INC.
5600 Bintliff Drive Houston, Texas 77036 Tel. (713) 266-0588

REPORT OF FIELD DENSITY
(ASTM D6938, ASTM D2487 & TEX 115E)

Project:	North Park Drive Overpass Project (T-1013)	Job No.:	11503403-02
Client:	Cobb Fendley	Report No.:	902
Contractor:	Harper Brothers	Date:	07-25-2026

Soil Description: 100 PSI Cement Stabilized Sand (Great Southern Plant)

Curve No.: 06 MDD: 110.4 pcf OMC: 10.7 %

Specification: 02317 Moisture Tolerance: 0, ±2% of OMC

Model: HS 5001EZ Serial No.: 3023 Standard Counts Density 2223.6 Moisture 481.9

Unless otherwise specified Dry Density and Moisture Content are in accordance with ASTM D6938.

					Specification Requirements	
					8.7 – 12.7	95+
Test No.	Location	Elev, ft.	Lift	Dry density, pcf	In-place Moisture, %	Percent Compaction
	Backfill for Retaining Wall No. 01 from Station No. 11+50 to 13+00 Right					
903	Station No. 11+90	- 3	1st Lift	107.8	9.8	97.7
904	Station No. 12+40	- 3	1st Lift	109.0	9.9	98.8
905	Station No. 12+85	- 3	1st Lift	109.6	9.3	99.3

***-Indicates noncompliance with specifications.**

Remarks:

Technician: B. Mekonen Depart Lab: --- Arrive Site: --- Lunch: --- hrs.
ACI I/SB 101/102 Depart Site: --- Arrive Lab: --- **Time: A.O.S. hrs.**

Distribution:
Cobb Fendley - James McCraken, Tommy Artz, Anthony Andreotti (emails)
Harper Brothers - Greg Garrison, Robert Acuna, Josh Laney (emails)
Invoice (1)

Sai Dandamudi
Graduate Engineer

Madhu R. Munirathnam, P.E.
TBPE Registration No. F-410

Date 07/28/26

/
Additional information requested to be reported by ASTM is provided in the project file
The results of this report pertain only to the items and locations tested. This report shall not be reproduced except in full without written approval of Geotest Engineering, Inc.
RFD-R.REP

GEOTEST ENGINEERING, INC.
5600 Bintliff Drive Houston, Texas 77036 Tel. (713) 266-0588

REPORT OF CONCRETE SAMPLE PICK-UP
(ASTM C31)

Project:	North Park Drive Overpass Project (T-1013)	Job No.:	11503403-02
Client:	Cobb Fendley	Report No.:	903
Contractor:	Harper Brothers	Date:	07-25-2026

On 07-25-2026, a total of eight (08) cylinders, cast on 07-24-2026, were picked up at the jobsite and delivered to the laboratory for processing.

Min 77 °F Max. 95* °F Temperature
MTE # 6 - 29

Note: Normal strength concrete initial (field) curing temperature should be: 60 – 80 °F
High early strength concrete (6000 psi and higher) should be: 68 – 78 °F

*Indicates non-compliance with ASTM requirements.

Remarks:

Technician:	B. Mekonen	Depart Lab:	---	Arrive Site:	---	Lunch:	---	hrs.
	ACI I/SB 101/102	Depart Site:	---	Arrive Lab:	---	**Time:**	**A.O.S.**	**hrs.**

Distribution:
Cobb Fendley - James McCraken, Tommy Artz, Anthony Andreotti (emails)
Harper Brothers - Greg Garrison, Robert Acuna, Josh Laney (emails)
Invoice (1)

D S P Bendana.
Sai Dandamudi
Graduate Engineer

Madhu R. Munirathnam, P.E.
TBPE Registration No. F-410

07/28/26
Date

The results of this report pertain only to the items and locations tested. This report shall not be reproduced except in full without written approval of Geotest Engineering, Inc.
RCSPU.REP

GEOTEST ENGINEERING, INC.
5600 Bintliff Drive Houston, Texas 77036 Tel. (713) 266-0588

REPORT OF CONCRETE SAMPLE PICK-UP
(ASTM C31)

Project:	North Park Drive Overpass Project (T-1013)	Job No.:	11503403-02
Client:	Cobb Fendley	Report No.:	904
Contractor:	Harper Brothers	Date:	07-26-2026

On 07-26-2026, a total of twelve (12) cylinders, cast on 07-25-2026, were picked up at the jobsite and delivered to the laboratory for processing.

Min 77 °F Max. 96 °F* Temperature
MTE # 6 - 27

Note: Normal strength concrete initial (field) curing temperature should be: 60 – 80 °F
High early strength concrete (6000 psi and higher) should be: 68 – 78 °F

*Indicates non-compliance with ASTM requirements.

Remarks:

Technician:	B. Mekonen	Depart Lab:	8:00 am	Arrive Site:	9:00 am	Lunch:	0.0	hrs.
	ACI I/SB 101	Depart Site:	9:45 am	Arrive Lab:	10:45 am	**Time:**	**2.75**	**hrs.**

Distribution:
Cobb Fendley - James McCraken, Tommy Artz, Anthony Andreotti (emails)
Harper Brothers - Greg Garrison, Robert Acuna, Josh Laney (emails)
Invoice (1)

DSPdeunha
Sai Dandamudi
Graduate Engineer

MMadhusudhan
Madhu R. Munirathnam, P.E.
TBPE Registration No. F-410

07/28/26
Date

The results of this report pertain only to the items and locations tested. This report shall not be reproduced except in full without written approval of Geotest Engineering, Inc.
RCSPU.REP

GEOTEST ENGINEERING, INC.
5600 Bintliff Drive Houston, Texas 77036 Tel. (713) 266-0588

REPORT OF FIELD DENSITY
(ASTM D6938, ASTM D2487 & TEX 115E)

Project:	North Park Drive Overpass Project(T-1013)	Job No.:	11503403-02
Client:	Cobb Fendley	Report No.:	905
Contractor:	Harper Brothers Construction	Date:	07-27-2026

Soil Description: 100 PSI Cement Stabilized Sand (Great Southern Plant)

Curve No.: 06 MDD: 110.4 pcf OMC: 10.7 %

Specification: Item 423 Moisture Tolerance: ± 2 % of OMC

Model: HS 5001 EZ Serial No.: 3023 Standard Counts Density 2223.6 Moisture 481.9

Unless otherwise specified Dry Density and Moisture Content are in accordance with ASTM D6938.

					Specification Requirements	
					8.7 – 12.7	95 +
Test No.	Location	Elev, ft.	Lift	Dry density, pcf	In-place Moisture, %	Percent Compaction
	Backfill for Retaining Wall No. 1 at Station No. 10+00 to 13+00					
906	Station No. 10+40	- 2	2nd	106.9	9.5	96.9
907	Station No. 10+90	- 2	2nd	107.2	10.6	97.1
908	Station No. 11+38	- 2	2nd	106.1	9.1	96.1
909	Station No. 11+90	- 2	2nd	107.2	9.4	97.1
910	Station No. 12+50	- 2	2nd	108.6	11.3	98.4
911	Station No. 12+93	- 2	2nd	109.9	8.8	99.6

***-Indicates noncompliance with specifications.**

Remarks:

Technician:	B. Mekonen	Depart Lab:	8:00 am	Arrive Site:	9:00 am	Lunch:	---	hrs.
	ACI I/SB 101/102	Depart Site:	2:30 pm	Arrive Lab:	3:30 pm	**Time:**	**7.5**	**hrs.**

Distribution:
Cobb Fendley - James McCraken, Tommy Artz, Anthony Andreotti (emails)
Greg Garrison, Robert Acuna, Josh Laney
Invoice (1)

DSP Dandamudi
Sai Dandamudi
Graduate Engineer

Madhu Munirathnam
Madhu R. Munirathnam, P.E.
TBPE Registration No. F-410

07/29/26
Date

/

Additional information requested to be reported by ASTM is provided in the project file
The results of this report pertain only to the items and locations tested. This report shall not be reproduced except in full without written approval of Geotest Engineering, Inc.
RFD-R.REP

Equi-Tax Inc.

Invoice

Suite 200
17111 Rolling Creek Drive
Houston Texas 77090
281-444-4866

DATE	INVOICE #
8/24/2026	65626

BILL TO
TIRZ 10 Lake Houston Redevelopment Authority c/o Allen Boone Humphries Robinson LLP 3200 Southwest Freeway, Suite 2600 Houston TX 77027

DESCRIPTION	AMOUNT
Provide accounts and values for potential annexation, based on 15 hours x $95.	1,425.00
Christopher Palis at cpalis@burtonaccounting.cpa Ralph DeLeon at ralph@tifworks.com	

Total	$1,425.00

Owner: Lake Houston Redevelopment Authority
Northpark Drive Overpass Project (T-1013)
COH WBS No.: N-T10000-001-3

Contractor: Harper Brothers Construction, LLC
654 N Sam Houston Pkwy E.
Suite 330
Houston, TX 77060

Project Name: **Northpark Drive Overpass Project (T-1013)**
Project No: **COH WBS No.: N-T10000-001-3**
Contract Date: **7/10/2023**

Pay Estimate No. **37**
Estimate Period: **7/11/2026 to 8/10/2026**

Original Contract Amount:		$56,581,780.15	Original Contract Time:	937
Change Orders:		1,461,635.09	Approved Time Extensions:	7
			Approved Change Order Days:	194
Current Contract Amount:		$58,043,415.24		
			Revised Contract Time:	1138
Amount Placed to Date:		$43,460,671.10	Cut off Date :	8/10/2026
Material on Hand: Approved Stored Material		$832,023.13	Time Charged To Date:	1127
			Notice To Proceed:	7/10/2023
Total Earnings to Date		$44,292,694.23		
Less Retainage	5%	$2,214,634.71	Original Completion Date:	2/1/2026
Less Additional Deduction (Materials Testing Lab Cancellation)		$0.00	Revised Completion Date:	8/21/2026
Total Payment Due		$ 42,078,059.52		
Less Previous Payment		$ 40,461,011.95	Percent Time Used:	99.03%
			Project Percent Complete:	74.88%
Current Payment Due:		**$1,617,047.57**		

Recommended for Approval:

Harper Brother Construction

Robert Maldonado, Senior Project Manager or Josh Laney, Project Manager

Cobb, Fendley & Associates, Inc.

Thomas A. Artz, P.E.
Construction Management Senior Project Manager

Lake Houston Redevelopment Authority

Ralph De Leon

PARTIAL RELEASE OF LIEN RIGHTS

THE STATE OF TEXAS
COUNTY OF Harris

BEFORE ME, the undersigned authority, on this day personally appeared [redacted] Josh Laney. who upon his oath deposed and stated as follows:

"For and in consideration of the receipt of $ 1,617,047.57 the receipt and sufficiency of which is hereby acknowledged, the undersigned does hereby partially release, discharge and relinquish Materialman's Lien Release and Mechanics Release to the extent of the receipt of the sum of $ 1,617,047.57 for any and all lien claims, debts, demands, or causes of action for said specific amount and material to the project for the period covering 07/10/26 through 08/10/26 The description of the project is as follows:

North Park Drive Overpass Project (T-1013)

Josh Laney
8/21/2026

SUBSCRIBED AND SWORN BEFORE ME, the undersigned authority on the 8/21/2026

MY COMMISSION EXPIRES 08/05/2028

JOHANA MARISOL HERNANDEZ
Notary Public, State of Texas
Comm. Expires 08-05-2028
Notary ID 130768141

NOTARY PUBLIC IN AND FOR THE STATE OF TEXAS
Johana M Hernandez
Printed Name of Notary

AFFIDAVIT OF BILLS PAID

THE STATE OF TEXAS
COUNTY OF Harris

Josh Laney being first duly sworn, states that he is Project Manager of Harper Brothers Construction of Harris county of Texas, hereinafter called "Company", and the said Company has performed work and/or furnished GC & Civil Construction hereinafter called "Owner" pursuant to a contract, dated with Owner (hereinafter called "Contract") for the construction of:

PROJECT:
North Park Drive Overpass Project (T-1013)

PROJECT NO:
WBS No. N-T10000-001-3

That all just and lawful invoices against the Company for labor, materials, and expendable equipment employed in the performance of the Contract and have been paid for in full (with the exception of the attached invoices) prior to acceptance of payments from the Owner, and

That the Company agrees to indemnify and hold the Owner and Engineers harmless from all liability arising from claims by subcontractors, materialmen and suppliers under Contract and

That no claims have been made or filed upon the payment bond, and

That the Company has not received any claims or notice of claims from the subcontractor, materialmen and suppliers.

Josh Laney
8/21/2026

THE STATE OF TEXAS
COUNTY OF Harris

BEFORE ME, The undersigned authority, on this day personally appeared Josh Laney of Harper Brothers Construction, a LLC-P Corporation, known to me to be the person and officer whose name is subscribed to the foregoing instrument, and acknowledged to me that the executed the same as the act and deed of such corporation, for the purpose of consideration therein expressed and in the capacity therein stated.

GIVEN UNDER MY HAND AND SEAL OF OFFICE ON THIS THE

day of MY COMMISSION EXPIRES: 08·05·2028

NOTARY PUBLIC IN AND FOR THE STATE OF TEXAS

JOHANA MARISOL HERNANDEZ
Notary Public, State of Texas
Comm. Expires 08-05-2028
Notary ID 130768141

COH WBS No.: N-T10000-001-3
TxDOT CSJ: 0912-37-232

Lake Houston Redevelopment Authority Northpark Drive Overpass Project (T-1013)
Monthly Estimate

Item No.	Specification Reference	Description	Unit of Measure	Estimated Quantity	Unit Price	Contract Amount	Prior Billed Units	Current Units Installed	Total Units Installed	Current Amount Installed	Total Complete	Percent Complete	Prior Billed Amount	Current Period Due	Balance to Finish	Total Retainage 5.00%
GENERAL PROJECT ITEMS																
GEN.01	COH 01502	MOBILIZATION	LS	1.00	$2,700,000.00	$2,700,000.00	1.00	0.00	1.00	$0.00	$2,700,000.00	100.00%	$2,700,000.00	$0.00	$0.00	$135,000.00
GEN.02	COH 01554	INSTALLATION OR REPLACEMENT OF PERMANENT SIGNS (SIGNS, POLES, ANCHORS, AND HARDWARE PROVIDED BY CITY)	EA	504.00	$265.00	$133,560.00	0.00	0.00	0.00	$0.00	$0.00	0.00%	$0.00	$0.00	$133,560.00	$0.00
GEN.02.1		**Update Project Signs (CO #8)**	EA	2.00	$998.79	$1,997.58	2.00	0.00	2.00	$0.00	$1,997.58	100.00%	$1,997.58	$0.00	$0.00	$99.88
GEN.03	COH 01570	SANDBAG BARRIER	LF	85.00	$45.00	$3,825.00	0.00	0.00	0.00	$0.00	$0.00	0.00%	$0.00	$0.00	$3,825.00	$0.00
GEN.04	COH 01570	INLET PROTECTION BARRIER	LF	10,270.00	$2.00	$20,540.00	90.00	0.00	90.00	$0.00	$180.00	0.88%	$180.00	$0.00	$20,360.00	$9.00
GEN.05	COH 01570	FILTER FABRIC BARRIER	LF	6,000.00	$7.00	$42,000.00	2,990.00	0.00	2,990.00	$0.00	$20,930.00	49.83%	$20,930.00	$0.00	$21,070.00	$1,046.50
GEN.06	COH 01575	STABILIZED CONSTRUCTION EXIT	SY	1,000.00	$60.00	$60,000.00	484.44	0.00	484.44	$0.00	$29,066.40	48.44%	$29,066.40	$0.00	$30,933.60	$1,453.32
GEN.07	COH 02233	CLEARING AND GRUBBING	AC	40.00	$15,000.00	$600,000.00	17.32	0.68	18.00	$10,200.00	$270,000.00	45.00%	$259,800.00	$10,200.00	$330,000.00	$13,500.00
GEN.07.1		**CLEARING (OUTFALL B)(CO #10)**	LS	1.00	$210,145.26	$210,145.26	1.00	0.00	1.00	$0.00	$210,145.26	100.00%	$210,145.26	$0.00	$0.00	$10,507.26
GEN.07.2		**OUTFALL B SEEDING & WATERING (CO #11)**	SY	11,111.00	$1.50	$16,666.50	0.00	11,111.00	11,111.00	$16,666.50	$16,666.50	100.00%	$0.00	$16,666.50	$0.00	$833.33
GEN.08	**COH 02531**	**TELEVISION INSPECTION OF EXISTING GRAVITY SANITARY SEWER (CO #11 - Reduction)**	LF	1,856.00	$3.00	$5,568.00	1,845.80	0.00	1,845.80	$0.00	$5,537.40	99.45%	$5,537.40	$0.00	$30.60	$276.87
GEN.08.1		**3" Force Main Repair (Behind Public Storage) (CO #9)**	LS	1.00	$2,557.03	$2,557.03	1.00	0.00	1.00	$0.00	$2,557.03	100.00%	$2,557.03	$0.00	$0.00	$127.85
GEN.09	TxDOT 402	TRENCH EXCAVATION PROTECTION (TEMP DRAINAGE RELATED)	LF	611.00	$1.00	$611.00	0.00	0.00	0.00	$0.00	$0.00	0.00%	$0.00	$0.00	$611.00	$0.00
GEN.10	TxDOT 502	BARRICADES, SIGNS AND TRAFFIC HANDLING	MO	31.00	$60,000.00	$1,860,000.00	36.00	1.00	37.00	$60,000.00	$2,220,000.00	119.35%	$2,160,000.00	$60,000.00	($360,000.00)	$111,000.00
GEN.11	TxDOT 502	LAW ENFORCEMENT PERSONNEL	LS	1.00	$225,000.00	$225,000.00	1.09	0.03	1.12	$6,750.00	$252,000.00	112.00%	$245,250.00	$6,750.00	($27,000.00)	$12,600.00
GEN 11.1	**TxDOT 502**	**LAW ENFORCEMENT PERSONNEL CO #5**	HRS	32.00	$62.64	$2,004.48	0.00	0.00	0.00	$0.00	$0.00	0.00%	$0.00	$0.00	$2,004.48	$0.00
GEN 11.2	**TxDOT 502**	**Traffic Control - Tree Relocation (CO #9)**	HRS	18.00	$72.22	$1,299.96	18.00	0.00	18.00	$0.00	$1,299.96	100.00%	$1,299.96	$0.00	$0.00	$65.00
GEN.12	**TxDOT 506**	**CONSTRUCTION PERIMETER FENCE (CO #11 - Reduction)**	LF	0.00	$5.00	$0.00	0.00	0.00	0.00	$0.00	$0.00	#DIV/0!	$0.00	$0.00	$0.00	$0.00
GEN.13	TxDOT 508	CONSTRUCTING DETOURS	SY	16,581.00	$100.00	$1,658,100.00	19,172.36	0.00	19,172.36	$0.00	$1,917,236.00	115.63%	$1,917,236.00	$0.00	($259,136.00)	$95,861.80
GEN.14	TxDOT 512	PORT CTB (FUR & INST)(LOW PROF)(TY 1)	LF	5,700.00	$33.48	$190,836.00	5,880.00	0.00	5,880.00	$0.00	$196,862.40	103.16%	$196,862.40	$0.00	($6,026.40)	$9,843.12
GEN.15	TxDOT 512	PORT CTB (FUR & INST)(LOW PROF)(TY 2)	LF	200.00	$53.11	$10,622.00	480.00	0.00	480.00	$0.00	$25,492.80	240.00%	$25,492.80	$0.00	($14,870.80)	$1,274.64
GEN.16	TxDOT 512	PORT CTB (MOVE)(LOW PROF)(TY 1)	LF	22,960.00	$6.07	$139,367.20	10,440.00	0.00	10,440.00	$0.00	$63,370.80	45.47%	$63,370.80	$0.00	$75,996.40	$3,168.54
GEN.17	TxDOT 512	PORT CTB (MOVE)(LOW PROF)(TY 2)	LF	780.00	$9.19	$7,168.20	1,191.00	0.00	1,191.00	$0.00	$10,945.29	152.69%	$10,945.29	$0.00	($3,777.09)	$547.26
GEN.18	TxDOT 512	PORT CTB (REMOVE)(LOW PROF)(TY 1)	LF	5,700.00	$7.00	$39,900.00	3,960.00	0.00	3,960.00	$0.00	$27,720.00	69.47%	$27,720.00	$0.00	$12,180.00	$1,386.00
GEN.19	TxDOT 512	PORT CTB (REMOVE)(LOW PROF)(TY 2)	LF	200.00	$7.00	$1,400.00	480.00	0.00	480.00	$0.00	$3,360.00	240.00%	$3,360.00	$0.00	($1,960.00)	$168.00
GEN.20	TxDOT 662	WK ZN PAV MRK REMOV (REFL) TY II-A-A	EA	310.00	$4.00	$1,240.00	0.00	0.00	0.00	$0.00	$0.00	0.00%	$0.00	$0.00	$1,240.00	$0.00
GEN.21	TxDOT 662	WK ZN PAV MRK REMOV (REFL) TY II-C-R	EA	74.00	$4.00	$296.00	0.00	0.00	0.00	$0.00	$0.00	0.00%	$0.00	$0.00	$296.00	$0.00
GEN.22	TxDOT 662	WK ZN PAV MRK REMOV (W)4"(SLD)	LF	42,526.00	$0.80	$34,020.80	27,342.00	0.00	27,342.00	$0.00	$21,873.60	64.29%	$21,873.60	$0.00	$12,147.20	$1,093.68
GEN.23	TxDOT 662	WK ZN PAV MRK REMOV (W)4"(BRK)	LF	7,540.00	$1.60	$12,064.00	9,100.00	0.00	9,100.00	$0.00	$14,560.00	120.69%	$14,560.00	$0.00	($2,496.00)	$728.00
GEN.24	TxDOT 662	WK ZN PAV MRK REMOV (W)4"(DOT)	LF	96.00	$2.00	$192.00	114.00	0.00	114.00	$0.00	$228.00	118.75%	$228.00	$0.00	($36.00)	$11.40
GEN.25	TxDOT 662	WK ZN PAV MRK REMOV (W)8"(SLD)	LF	4,181.00	$1.60	$6,689.60	1,130.00	0.00	1,130.00	$0.00	$1,808.00	27.03%	$1,808.00	$0.00	$4,881.60	$90.40

Item No.	Specification Reference	Description	Unit of Measure	Estimated Quantity	Unit Price	Contract Amount	Prior Billed Units	Current Units Installed	Total Units Installed	Current Amount Installed	Total Complete	Percent Complete	Prior Billed Amount	Current Period Due	Balance to Finish	Total Retainage 5.00%
GEN.26	TxDOT 662	WK ZN PAV MRK REMOV (W)12"(SLD)	LF	360.00	$2.40	$864.00	0.00	0.00	0.00	$0.00	$0.00	0.00%	$0.00	$0.00	$864.00	$0.00
GEN.27	TxDOT 662	WK ZN PAV MRK REMOV (W)24"(SLD)	LF	1,018.00	$4.00	$4,072.00	468.00	0.00	468.00	$0.00	$1,872.00	45.97%	$1,872.00	$0.00	$2,200.00	$93.60
GEN.28	TxDOT 662	WK ZN PAV MRK REMOV (W)(ARROW)	EA	23.00	$90.00	$2,070.00	11.00	0.00	11.00	$0.00	$990.00	47.83%	$990.00	$0.00	$1,080.00	$49.50
GEN.29	TxDOT 662	WK ZN PAV MRK REMOV (W)(DBL ARROW)	EA	4.00	$180.00	$720.00	6.00	0.00	6.00	$0.00	$1,080.00	150.00%	$1,080.00	$0.00	($360.00)	$54.00
GEN.30	TxDOT 662	WK ZN PAV MRK REMOV (W)(RR XING)	EA	10.00	$250.00	$2,500.00	4.00	0.00	4.00	$0.00	$1,000.00	40.00%	$1,000.00	$0.00	$1,500.00	$50.00
GEN.31	TxDOT 662	WK ZN PAV MRK REMOV (W)(UTURN ARROW)	EA	6.00	$160.00	$960.00	0.00	0.00	0.00	$0.00	$0.00	0.00%	$0.00	$0.00	$960.00	$0.00
GEN.32	TxDOT 662	WK ZN PAV MRK REMOV (W)(WORD)	EA	18.00	$95.00	$1,710.00	6.00	0.00	6.00	$0.00	$570.00	33.33%	$570.00	$0.00	$1,140.00	$28.50
GEN.33	TxDOT 662	WK ZN PAV MRK REMOV (Y)4"(SLD)	LF	41,792.00	$0.80	$33,433.60	55,253.00	0.00	55,253.00	$0.00	$44,202.40	132.21%	$44,202.40	$0.00	($10,768.80)	$2,210.12
GEN.34	TxDOT 662	WK ZN PAV MRK REMOV (Y)12"(SLD)	LF	728.00	$2.40	$1,747.20	124.00	0.00	124.00	$0.00	$297.60	17.03%	$297.60	$0.00	$1,449.60	$14.88
GEN.35	TxDOT 677	ELIM EXT PAV MRK & MRKS (4")	LF	11,869.00	$0.35	$4,154.15	5,674.00	0.00	5,674.00	$0.00	$1,985.90	47.81%	$1,985.90	$0.00	$2,168.25	$99.30
GEN.36	TxDOT 677	ELIM EXT PAV MRK & MRKS (6")	LF	763.00	$0.55	$419.65	0.00	0.00	0.00	$0.00	$0.00	0.00%	$0.00	$0.00	$419.65	$0.00
GEN.37	TxDOT 677	ELIM EXT PAV MRK & MRKS (8")	LF	2,891.00	$0.75	$2,168.25	220.00	0.00	220.00	$0.00	$165.00	7.61%	$165.00	$0.00	$2,003.25	$8.25
GEN.38	TxDOT 677	ELIM EXT PAV MRK & MRKS (12")	LF	1,130.00	$1.10	$1,243.00	0.00	0.00	0.00	$0.00	$0.00	0.00%	$0.00	$0.00	$1,243.00	$0.00
GEN.39	TxDOT 677	ELIM EXT PAV MRK & MRKS (24")	LF	1,002.00	$2.20	$2,204.40	93.00	0.00	93.00	$0.00	$204.60	9.28%	$204.60	$0.00	$1,999.80	$10.23
GEN.40	TxDOT 677	ELIM EXT PAV MRK & MRKS (ARROW)	EA	16.00	$40.00	$640.00	6.00	0.00	6.00	$0.00	$240.00	37.50%	$240.00	$0.00	$400.00	$12.00
GEN.41	TxDOT 677	ELIM EXT PAV MRK & MRKS (WORD)	EA	16.00	$40.00	$640.00	2.00	0.00	2.00	$0.00	$80.00	12.50%	$80.00	$0.00	$560.00	$4.00
GEN.42	TxDOT 677	ELIM EXT PAV MRK & MRKS (RR XING)	EA	4.00	$80.00	$320.00	0.00	0.00	0.00	$0.00	$0.00	0.00%	$0.00	$0.00	$320.00	$0.00
STREET AND BRIDGE ITEMS																
SB.01	COH 02221	REMOVE AND DISPOSE OF REINFORCED CONCRETE PAVEMENT, WITH OR WITHOUT ASPHALT SURFACE	SY	25,813.00	$8.59	$221,733.67	22,773.89	0.00	22,773.89	$0.00	$195,627.72	88.23%	$195,627.72	$0.00	$26,105.95	$9,781.39
SB.02	COH 02221	REMOVE AND DISPOSE OF EXISTING MISCELLANEOUS CONCRETE OR MASONRY STRUCTURES	CY	614.00	$38.16	$23,430.24	376.33	0.00	376.33	$0.00	$14,360.75	61.29%	$14,360.75	$0.00	$9,069.49	$718.04
SB.03	COH 02221	REMOVE AND DISPOSE OF CONCRETE SIDEWALK AND DRIVEWAYS (ALL THICKNESS)	SY	9,555.00	$5.89	$56,278.95	6,140.34	0.00	6,140.34	$0.00	$36,166.60	64.26%	$36,166.60	$0.00	$20,112.35	$1,808.33
SB.04	COH 02221	REMOVING AND DISPOSING OF CEMENT STABILIZED SHELL BASE COURSE, WITH OR WITHOUT ASPHALTIC SURFACING	SY	23,946.00	$6.01	$143,915.46	21,385.70	0.00	21,385.70	$0.00	$128,528.06	89.31%	$128,528.06	$0.00	$15,387.40	$6,426.40
SB.05	COH 02762	BLAST CLEANING OF PAVEMENT MARKINGS (4-INCH LINES)	LF	89,995.00	$0.35	$31,498.25	0.00	0.00	0.00	$0.00	$0.00	0.00%	$0.00	$0.00	$31,498.25	$0.00
SB.06	COH 02762	BLAST CLEANING OF PAVEMENT MARKINGS (6-INCH LINES)	LF	7,006.00	$0.75	$5,254.50	0.00	0.00	0.00	$0.00	$0.00	0.00%	$0.00	$0.00	$5,254.50	$0.00
SB.07	COH 02762	BLAST CLEANING OF PAVEMENT MARKINGS (12-INCH LINES)	LF	2,209.00	$1.10	$2,429.90	0.00	0.00	0.00	$0.00	$0.00	0.00%	$0.00	$0.00	$2,429.90	$0.00
SB.08	COH 02762	BLAST CLEANING OF PAVEMENT MARKINGS (24-INCH LINES)	LF	1,136.00	$2.20	$2,499.20	0.00	0.00	0.00	$0.00	$0.00	0.00%	$0.00	$0.00	$2,499.20	$0.00
SB.09	COH 02762	BLAST CLEANING OF PAVEMENT (SYMBOLS AND LEGENDS)	SF	640.00	$2.20	$1,408.00	0.00	0.00	0.00	$0.00	$0.00	0.00%	$0.00	$0.00	$1,408.00	$0.00
SB.10	COH 02764	RAISED REFLECTIVE PAVEMENT MARKER, SINGLE-SIDED (TY I-C)	EA	257.00	$5.00	$1,285.00	0.00	0.00	0.00	$0.00	$0.00	0.00%	$0.00	$0.00	$1,285.00	$0.00
SB.11	COH 02764	RAISED REFLECTIVE PAVEMENT MARKER, DOUBLE-SIDED (TY II-A-A)	EA	686.00	$5.00	$3,430.00	0.00	0.00	0.00	$0.00	$0.00	0.00%	$0.00	$0.00	$3,430.00	$0.00
SB.12	COH 02764	RAISED REFLECTIVE PAVEMENT MARKER, DOUBLE-SIDED (TY II-C-R)	EA	918.00	$5.00	$4,590.00	0.00	0.00	0.00	$0.00	$0.00	0.00%	$0.00	$0.00	$4,590.00	$0.00
SB.13	COH 02765	THERMOPLASTIC FOR RAILROAD CROSSING MARKINGS, TO INCLUDE STOP LINE AND TWO TRANSVERSE LINES	EA	6.00	$520.00	$3,120.00	0.00	0.00	0.00	$0.00	$0.00	0.00%	$0.00	$0.00	$3,120.00	$0.00
SB.14	COH 02767	THERMOPLASTIC PAVEMENT MARKING (4-INCH-WIDE) WHITE (BRK)	LF	36,721.00	$0.65	$23,868.65	0.00	0.00	0.00	$0.00	$0.00	0.00%	$0.00	$0.00	$23,868.65	$0.00

Item No.	Specification Reference	Description	Unit of Measure	Estimated Quantity	Unit Price	Contract Amount	Prior Billed Units	Current Units Installed	Total Units Installed	Current Amount Installed	Total Complete	Percent Complete	Prior Billed Amount	Current Period Due	Balance to Finish	Total Retainage 5.00%
SB.15	COH 02767	THERMOPLASTIC PAVEMENT MARKING (4-INCH-WIDE) WHITE (SLD)	LF	29,832.00	$0.55	$16,407.60	0.00	0.00	0.00	$0.00	$0.00	0.00%	$0.00	$0.00	$16,407.60	$0.00
SB.16	COH 02767	THERMOPLASTIC PAVEMENT MARKING (6-INCH-WIDE) WHITE (DOT)	LF	670.00	$0.85	$569.50	0.00	0.00	0.00	$0.00	$0.00	0.00%	$0.00	$0.00	$569.50	$0.00
SB.17	COH 02767	THERMOPLASTIC PAVEMENT MARKING (6-INCH-WIDE) WHITE (SLD)	LF	5,132.00	$0.85	$4,362.20	0.00	0.00	0.00	$0.00	$0.00	0.00%	$0.00	$0.00	$4,362.20	$0.00
SB.18	COH 02767	THERMOPLASTIC PAVEMENT MARKING (12-INCH-WIDE) WHITE (SLD)	LF	2,209.00	$3.00	$6,627.00	0.00	0.00	0.00	$0.00	$0.00	0.00%	$0.00	$0.00	$6,627.00	$0.00
SB.19	COH 02767	THERMOPLASTIC PAVEMENT MARKING (24-INCH-WIDE) WHITE (SLD)	LF	1,136.00	$5.50	$6,248.00	0.00	0.00	0.00	$0.00	$0.00	0.00%	$0.00	$0.00	$6,248.00	$0.00
SB.20	COH 02767	THERMOPLASTIC PAVEMENT MARKING, TURNING ARROW	EA	29.00	$150.00	$4,350.00	0.00	0.00	0.00	$0.00	$0.00	0.00%	$0.00	$0.00	$4,350.00	$0.00
SB.21	COH 02767	THERMOPLASTIC PAVEMENT MARKING, TURNING ARROW (UTURN)	EA	3.00	$230.00	$690.00	0.00	0.00	0.00	$0.00	$0.00	0.00%	$0.00	$0.00	$690.00	$0.00
SB.22	COH 02767	THERMOPLASTIC PAVEMENT MARKING, TURNING ARROW (U-LTARROW)	EA	3.00	$280.00	$840.00	0.00	0.00	0.00	$0.00	$0.00	0.00%	$0.00	$0.00	$840.00	$0.00
SB.23	COH 02767	THERMOPLASTIC PAVEMENT MARKING, TURNING ARROW (LNDP)	EA	4.00	$280.00	$1,120.00	0.00	0.00	0.00	$0.00	$0.00	0.00%	$0.00	$0.00	$1,120.00	$0.00
SB.24	COH 02767	THERMOPLASTIC PAVEMENT MARKING, FOR WORDS AND SYMBOLS	EA	19.00	$160.00	$3,040.00	0.00	0.00	0.00	$0.00	$0.00	0.00%	$0.00	$0.00	$3,040.00	$0.00
SB.25	COH 02767	THERMOPLASTIC PAVEMENT MARKING (4-INCH-WIDE) YELLOW (SLD)	LF	23,442.00	$0.55	$12,893.10	0.00	0.00	0.00	$0.00	$0.00	0.00%	$0.00	$0.00	$12,893.10	$0.00
SB.26	COH 02767	THERMOPLASTIC PAVEMENT MARKING (6-INCH-WIDE) YELLOW (SLD)	LF	6,127.00	$0.65	$3,982.55	0.00	0.00	0.00	$0.00	$0.00	0.00%	$0.00	$0.00	$3,982.55	$0.00
SB.27	COH 02767	THERMOPLASTIC PAVEMENT MARKING (6-INCH-WIDE) YELLOW (BRK)	LF	209.00	$0.75	$156.75	0.00	0.00	0.00	$0.00	$0.00	0.00%	$0.00	$0.00	$156.75	$0.00
SB.28	TxDOT 110	EXCAVATION (ROADWAY)	CY	51,716.00	$1.00	$51,716.00	52,027.11	0.00	52,027.11	$0.00	$52,027.11	100.60%	$52,027.11	$0.00	($311.11)	$2,601.36
SB.29	TxDOT 132	EMBANKMENT (FINAL)(DENS CONT)(TY C)	CY	38,676.00	$2.00	$77,352.00	30,370.11	4,438.29	34,808.40	$8,876.58	$69,616.80	90.00%	$60,740.22	$8,876.58	$7,735.20	$3,480.84
SB.30	TxDOT 132	EMBANKMENT (FINAL)(DENS CONT)(TY E)(CSBE)	CY	4,649.00	$55.00	$255,695.00	2,325.05	1,161.70	3,486.75	$63,893.50	$191,771.25	75.00%	$127,877.75	$63,893.50	$63,923.75	$9,588.56
SB.31	**TxDOT 260**	**LIME(HYD,COM OR QK)(SLRY)OR QK(DRY) (CO #11 - Reduction)**	TON	0.00	$195.00	$0.00	0.00	0.00	0.00	$0.00	$0.00	0.00%	$0.00	$0.00	$0.00	$0.00
SB.32	**TxDOT 260**	**LIME TRT (EXST MATL)(6") (CO #11 - Reduction)**	SY	0.00	$1.00	$0.00	0.00	0.00	0.00	$0.00	$0.00	0.00%	$0.00	$0.00	$0.00	$0.00
SB.33	TxDOT 275	CEMENT	TON	845.00	$220.00	$185,900.00	1,087.06	0.00	1,087.06	$0.00	$239,153.20	128.65%	$239,153.20	$0.00	($53,253.20)	$11,957.66
SB.34	TxDOT 275	CEMENT TREAT (EXIST MATL)(6")	SY	62,536.00	$1.00	$62,536.00	56,659.65	0.00	56,659.65	$0.00	$56,659.65	90.60%	$56,659.65	$0.00	$5,876.35	$2,832.98
SB.35	**TxDOT 260**	**LIME TRT (NEW BASE) (6") (CO #10 - Reduction)**	SY	57,600.00	$0.00	$0.00	0.00	0.00	0.00	$0.00	$0.00	0.00%	$0.00	$0.00	$0.00	$0.00
SB.36	TxDOT 276	CEM TRT (PLNT MX)(CL N)(TY E)(GR4)(6")	SY	57,600.00	$10.00	$576,000.00	56,950.45	0.00	56,950.45	$0.00	$569,504.50	98.87%	$569,504.50	$0.00	$6,495.50	$28,475.23
SB.37	TxDOT 292	ASPHALT STAB BASE (GR 4)(PG 64)	TON	4,818.00	$140.00	$674,520.00	3,068.78	0.00	3,068.78	$0.00	$429,629.20	63.69%	$429,629.20	$0.00	$244,890.80	$21,481.46
SB.38	TxDOT 360	CONC PVMT (CONT REINF - CRCP) (12")	SY	82,027.00	$136.00	$11,155,672.00	52,923.49	82.00	53,005.49	$11,152.00	$7,208,746.64	64.62%	$7,197,594.64	$11,152.00	$3,946,925.36	$360,437.33
SB.39	TxDOT 360	CONC PVMT (CONT REINF)(FAST TRK)(15")	SY	3,476.00	$143.00	$497,068.00	26,689.69	529.78	27,219.47	$75,758.54	$3,892,384.21	783.07%	$3,816,625.67	$75,758.54	($3,395,316.21)	$194,619.21
SB.40	TxDOT 400	STRUCT EXCAV	CY	229.00	$40.00	$9,160.00	0.00	0.00	0.00	$0.00	$0.00	0.00%	$0.00	$0.00	$9,160.00	$0.00
SB.41	TxDOT 416	DRILL SHAFT (36 IN)	LF	1,045.00	$300.00	$313,500.00	550.00	495.00	1,045.00	$148,500.00	$313,500.00	100.00%	$165,000.00	$148,500.00	$0.00	$15,675.00
SB.42	TxDOT 416	DRILL SHAFT (72 IN)	LF	1,740.00	$950.00	$1,653,000.00	255.00	510.00	765.00	$484,500.00	$726,750.00	43.97%	$242,250.00	$484,500.00	$926,250.00	$36,337.50
SB.43	TxDOT 420	CL C CONC (ABUT)	CY	93.00	$1,200.00	$111,600.00	46.60	0.00	46.60	$0.00	$55,920.00	50.11%	$55,920.00	$0.00	$55,680.00	$2,796.00
SB.44	TxDOT 420	CL C CONC (CAP)	CY	879.20	$1,250.00	$1,099,000.00	0.00	0.00	0.00	$0.00	$0.00	0.00%	$0.00	$0.00	$1,099,000.00	$0.00
SB.45	TxDOT 420	CL C CONC (COLUMN)(MASS)	CY	423.80	$1,825.00	$773,435.00	0.00	0.00	0.00	$0.00	$0.00	0.00%	$0.00	$0.00	$773,435.00	$0.00
SB.46	TxDOT 422	REINF CONC SLAB	SF	83,058.00	$25.00	$2,076,450.00	0.00	0.00	0.00	$0.00	$0.00	0.00%	$0.00	$0.00	$2,076,450.00	$0.00

Lake Houston Redevelopment Authority Northpark Drive Overpass Project (T-1013)
Monthly Estimate

Item No.	Specification Reference	Description	Unit of Measure	Estimated Quantity	Unit Price	Contract Amount	Prior Billed Units	Current Units Installed	Total Units Installed	Current Amount Installed	Total Complete	Percent Complete	Prior Billed Amount	Current Period Due	Balance to Finish	Total Retainage 5.00%
SB.47	TxDOT 423	RET WALL (MSE) (VERTICAL SCHEME) (SPL)	SF	17,354.00	$65.00	$1,128,010.00	6,844.91	3,567.49	10,412.40	$231,886.85	$676,806.00	60.00%	$444,919.15	$231,886.85	$451,204.00	$33,840.30
SB.48	TxDOT 425	PRESTR CONC GIRDER (TX54)	LF	9,616.11	$250.00	$2,404,027.50	0.00	0.00	0.00	$0.00	$0.00	0.00%	$0.00	$0.00	$2,404,027.50	$0.00
SB.49	TxDOT 432	RIPRAP (CONC)(5 IN)	CY	1,188.00	$475.00	$564,300.00	69.89	0.00	69.89	$0.00	$33,197.75	5.88%	$33,197.75	$0.00	$531,102.25	$1,659.89
SB.50	TxDOT 432	RIPRAP (MOW STRIP)(4 IN)	CY	8.00	$750.00	$6,000.00	0.00	0.00	0.00	$0.00	$0.00	0.00%	$0.00	$0.00	$6,000.00	$0.00
SB.51	TxDOT 450	RAIL (TY SSTR)	LF	4,765.00	$40.00	$190,600.00	0.00	0.00	0.00	$0.00	$0.00	0.00%	$0.00	$0.00	$190,600.00	$0.00
300	TxDOT 451	RAIL (HANDRAIL)(TY C)	LF	359.00	$150.00	$53,850.00	321.00	0.00	321.00	$0.00	$48,150.00	89.42%	$48,150.00	$0.00	$5,700.00	$2,407.50
SB.53	TxDOT 454	SEALED EXPANSION JOINT (4 IN) (SEJ-M)	LF	366.00	$250.00	$91,500.00	0.00	0.00	0.00	$0.00	$0.00	0.00%	$0.00	$0.00	$91,500.00	$0.00
SB.54	TxDOT 471	GRATE AND FRAME (BRIDGE DRAIN)	EA	14.00	$3,500.00	$49,000.00	0.00	0.00	0.00	$0.00	$0.00	0.00%	$0.00	$0.00	$49,000.00	$0.00
SB.55	TxDOT 514	PERM CTB (SSCB)(TY 1)(MOD)	LF	2,054.00	$40.00	$82,160.00	0.00	0.00	0.00	$0.00	$0.00	0.00%	$0.00	$0.00	$82,160.00	$0.00
SB.56	TxDOT 514	PERM CTB (SGL SLOPE) (TY 1) (42)	LF	903.00	$40.00	$36,120.00	0.00	0.00	0.00	$0.00	$0.00	0.00%	$0.00	$0.00	$36,120.00	$0.00
SB.57	TxDOT 529	CONC CURB (MOD)	LF	28,615.00	$15.00	$429,225.00	19,499.00	842.00	20,341.00	$12,630.00	$305,115.00	71.09%	$292,485.00	$12,630.00	$124,110.00	$15,255.75
SB.58	TxDOT 529	CONC CURB (U-TURN)	LF	621.00	$55.00	$34,155.00	0.00	0.00	0.00	$0.00	$0.00	0.00%	$0.00	$0.00	$34,155.00	$0.00
SB.59	TxDOT 530	DRIVEWAYS (CONC)	SY	5,136.00	$100.00	$513,600.00	5,704.91	0.00	5,704.91	$0.00	$570,491.00	111.08%	$570,491.00	$0.00	($56,891.00)	$28,524.55
SB.60	TxDOT 531	CONC SIDEWALKS (5")	SY	14,117.00	$75.00	$1,058,775.00	12,695.03	536.32	13,231.35	$40,224.00	$992,351.25	93.73%	$952,127.25	$40,224.00	$66,423.75	$49,617.56
SB.61	TxDOT 531	CURB RAMPS (TY 1)	EA	3.00	$2,550.00	$7,650.00	2.00	0.00	2.00	$0.00	$5,100.00	66.67%	$5,100.00	$0.00	$2,550.00	$255.00
SB.62	TxDOT 531	CURB RAMPS (TY 2)	EA	3.00	$2,450.00	$7,350.00	2.00	0.00	2.00	$0.00	$4,900.00	66.67%	$4,900.00	$0.00	$2,450.00	$245.00
SB.63	TxDOT 531	CURB RAMPS (TY 7)	EA	16.00	$2,450.00	$39,200.00	18.00	0.00	18.00	$0.00	$44,100.00	112.50%	$44,100.00	$0.00	($4,900.00)	$2,205.00
SB.64	TxDOT 531	CURB RAMPS (TY 10)	EA	4.00	$2,450.00	$9,800.00	2.00	0.00	2.00	$0.00	$4,900.00	50.00%	$4,900.00	$0.00	$4,900.00	$245.00
SB.65	TxDOT 531	CURB RAMPS (TY 20)	EA	6.00	$3,700.00	$22,200.00	2.00	0.00	2.00	$0.00	$7,400.00	33.33%	$7,400.00	$0.00	$14,800.00	$370.00
SB.66	TxDOT 536	CONC MEDIAN	SY	1,143.00	$88.00	$100,584.00	0.00	0.00	0.00	$0.00	$0.00	0.00%	$0.00	$0.00	$100,584.00	$0.00
SB.67	TxDOT 540	MTL W-BEAM GD FEN (TIM POST)	LF	50.00	$45.00	$2,250.00	0.00	0.00	0.00	$0.00	$0.00	0.00%	$0.00	$0.00	$2,250.00	$0.00
SB.68	TxDOT 540	MTL BEAM GD FEN TRANS (THRIE-BEAM)	EA	2.00	$2,800.00	$5,600.00	0.00	0.00	0.00	$0.00	$0.00	0.00%	$0.00	$0.00	$5,600.00	$0.00
SB.69	TxDOT 544	GUARDRAIL END TREATMENT (INSTALL)	EA	2.00	$3,600.00	$7,200.00	0.00	0.00	0.00	$0.00	$0.00	0.00%	$0.00	$0.00	$7,200.00	$0.00
SB.70	TxDOT 545	CRASH CUSH ATTEN (INSTL)	EA	2.00	$30,500.00	$61,000.00	0.00	0.00	0.00	$0.00	$0.00	0.00%	$0.00	$0.00	$61,000.00	$0.00
SB.71	TxDOT 556	PIPE UNDERDRAINS (TY 1) (6")	LF	1,341.00	$25.00	$33,525.00	670.00	671.00	1,341.00	$16,775.00	$33,525.00	100.00%	$16,750.00	$16,775.00	$0.00	$1,676.25
SB.72	TxDOT 666	REFL PAV MRK TY II (W) (ENTR GORE)	EA	1.00	$420.00	$420.00	0.00	0.00	0.00	$0.00	$0.00	0.00%	$0.00	$0.00	$420.00	$0.00
SB.73	TxDOT 666	REFL PAV MRK TY II (W) (EXIT GORE)	EA	2.00	$420.00	$840.00	0.00	0.00	0.00	$0.00	$0.00	0.00%	$0.00	$0.00	$840.00	$0.00
SB.74	TxDOT 1005	LOOSE AGGR FOR GROUNDCOVER (TYPE I)	CY	211.00	$175.00	$36,925.00	0.00	0.00	0.00	$0.00	$0.00	0.00%	$0.00	$0.00	$36,925.00	$0.00
SB.75	TxDOT 3021	WIDE FLANGE PAVEMENT TERMINALS	LF	185.00	$850.00	$157,250.00	0.00	0.00	0.00	$0.00	$0.00	0.00%	$0.00	$0.00	$157,250.00	$0.00
SB.76	TxDOT 5033	DETACHABLE PIPE BOLLARD	EA	18.00	$1,600.00	$28,800.00	0.00	0.00	0.00	$0.00	$0.00	0.00%	$0.00	$0.00	$28,800.00	$0.00
SB.77	TxDOT 5113 / PLANS	WROUGHT-IRON ORNAMENTAL FENCING	LF	206.00	$275.00	$56,650.00	0.00	0.00	0.00	$0.00	$0.00	0.00%	$0.00	$0.00	$56,650.00	$0.00
SB.78	UPRR 02851	SUBBALLAST, 12 INCH	CY	200.00	$100.00	$20,000.00	0.00	0.00	0.00	$0.00	$0.00	0.00%	$0.00	$0.00	$20,000.00	$0.00

Item No.	Specification Reference	Description	Unit of Measure	Estimated Quantity	Unit Price	Contract Amount	Prior Billed Units	Current Units Installed	Total Units Installed	Current Amount Installed	Total Complete	Percent Complete	Prior Billed Amount	Current Period Due	Balance to Finish	Total Retainage 5.00%
SB.79	TxDOT 481	PIPE (PVC) (SCH 80)(8 IN)	LF	1,295.00	$16.00	$20,720.00	0.00	0.00	0.00	$0.00	$0.00	0.00%	$0.00	$0.00	$20,720.00	$0.00
SB.80	COH 02767	THERMOPLASTIC PAVEMENT MARKING (8-INCH-WIDE) WHITE (SLD)	LF	836.00	$1.95	$1,630.20	0.00	0.00	0.00	$0.00	$0.00	0.00%	$0.00	$0.00	$1,630.20	$0.00
STORM WATER ITEMS																
SW.01	COH 02221	REMOVE AND DISPOSE OF EXISTING INLET	EA	53.00	$450.00	$23,850.00	25.00	0.00	25.00	$0.00	$11,250.00	47.17%	$11,250.00	$0.00	$12,600.00	$562.50
SW.02	COH 02221	REMOVE AND DISPOSE OF EXISTING MANHOLES	EA	17.00	$575.00	$9,775.00	13.00	0.00	13.00	$0.00	$7,475.00	76.47%	$7,475.00	$0.00	$2,300.00	$373.75
SW.03	COH 02221	REMOVE AND DISPOSE OF EXISTING STRUCTURES (MISC)	EA	112.00	$525.00	$58,800.00	41.00	1.00	42.00	$525.00	$22,050.00	37.50%	$21,525.00	$525.00	$36,750.00	$1,102.50
SW.04	COH 02221	REMOVE AND DISPOSE OF PIPE CULVERTS, SEWERS, AND SEWER LEADS	LF	6,410.00	$20.00	$128,200.00	3,743.00	90.00	3,833.00	$1,800.00	$76,660.00	59.80%	$74,860.00	$1,800.00	$51,540.00	$3,833.00
SW.04.1		**Additional CSS Removal - Existing Storm Sewer Williams Pipeline (CO #8)**	LS	1.00	$10,787.79	$10,787.79	1.00	0.00	1.00	$0.00	$10,787.79	100.00%	$10,787.79	$0.00	$0.00	$539.39
SW.05	TxDOT 110	EXCAVATION (ROADWAY)	CY	62.00	$5.00	$310.00	0.00	0.00	0.00	$0.00	$0.00	0.00%	$0.00	$0.00	$310.00	$0.00
SW.06	TxDOT 400	STRUCT EXCAV	CY	0.00	$0.00	$0.00	0.00	0.00	0.00	$0.00	$0.00	0.00%	$0.00	$0.00	$0.00	$0.00
SW.07	TxDOT 400	CEM STABIL BKFL	CY	17,274.00	$55.00	$950,070.00	17,136.07	112.43	17,248.500	$6,183.65	$948,667.50	99.85%	$942,483.85	$6,183.65	$1,402.50	$47,433.38
		CEM STABIL BKFL (CO #7)	CY	93.00	$55.00	$5,115.00	99.75	0.00	99.750	$0.00	$5,486.25	107.26%	$5,486.25	$0.00	($371.25)	$274.31
SW.08	TxDOT 400	CEMENT STAB BACKFILL (INLET OR MH)	CY	1,703.00	$55.00	$93,665.00	1,180.83	0.00	1,180.83	$0.00	$64,945.65	69.34%	$64,945.65	$0.00	$28,719.35	$3,247.28
SW.09	TxDOT 402	TRENCH EXCAVATION PROTECTION (PERM DRAINAGE RELATED)	LF	21,971.00	$1.00	$21,971.00	21,971.00	114.00	22,085.00	$114.00	$22,085.00	100.52%	$21,971.00	$114.00	($114.00)	$1,104.25
SW.10	TxDOT 432	RIPRAP (STONE PROTECTION)(18 IN)	CY	103.00	$200.00	$20,600.00	103.00	0.00	103.00	$0.00	$20,600.00	100.00%	$20,600.00	$0.00	$0.00	$1,030.00
SW.11	TxDOT 432	RIPRAP (STONE PROTECTION)(24 IN)	CY	24.00	$200.00	$4,800.00	0.00	0.00	0.00	$0.00	$0.00	0.00%	$0.00	$0.00	$4,800.00	$0.00
SW.12	TxDOT 460	CMP (GAL STL 60 IN)	LF	100.00	$340.00	$34,000.00	100.00	0.00	100.00	$0.00	$34,000.00	100.00%	$34,000.00	$0.00	$0.00	$1,700.00
SW.13	TxDOT 462	CONC BOX CULV (4 FT X 4 FT)	LF	407.00	$450.00	$183,150.00	407.00	0.00	407.00	$0.00	$183,150.00	100.00%	$183,150.00	$0.00	$0.00	$9,157.50
SW.14	TxDOT 462	CONC BOX CULV (6 FT X 3 FT)	LF	381.00	$575.00	$219,075.00	380.00	0.00	380.00	$0.00	$218,500.00	99.74%	$218,500.00	$0.00	$575.00	$10,925.00
SW.15	TxDOT 462	CONC BOX CULV (6 FT X 5 FT)	LF	4,939.00	$300.00	$1,481,700.00	4,827.00	0.00	4,827.00	$0.00	$1,448,100.00	97.73%	$1,448,100.00	$0.00	$33,600.00	$72,405.00
SW.15.1		**Security Gate Extra Space Storage 6x5 RCB Installation (CO#8)**	LS	1.00	$6,654.89	$6,654.89	0.75	0.00	0.75	$0.00	$4,991.17	75.00%	$4,991.17	$0.00	$1,663.72	$249.56
SW.15.2		**Sanitary Sewer Offset - 6x5 RCB Installation - (CO #8)**	LS	1.00	$11,804.58	$11,804.58	1.00	0.00	1.00	$0.00	$11,804.58	100.00%	$11,804.58	$0.00	$0.00	$590.23
SW.16	TxDOT 462	CONC BOX CULV (7 FT X 6 FT)	LF	588.00	$850.00	$499,800.00	498.00	90.00	588.00	$76,500.00	$499,800.00	100.00%	$423,300.00	$76,500.00	$0.00	$24,990.00
SW.17	TxDOT 462	CONC BOX CULV (8 FT X 5 FT)	LF	70.00	$875.00	$61,250.00	70.00	0.00	70.00	$0.00	$61,250.00	100.00%	$61,250.00	$0.00	$0.00	$3,062.50
SW.17.1	**TxDOT 462**	**CONC BOX CULV (8 FT X 5 FT) CO #7**	LF	85.00	$875.00	$74,375.00	85.00	0.00	85.00	$0.00	$74,375.00	100.00%	$74,375.00	$0.00	$0.00	$3,718.75
SW.18	TxDOT 462	CONC BOX CULV (8 FT X 6 FT)	LF	1,750.00	$825.00	$1,443,750.00	1,750.00	0.00	1,750.00	$0.00	$1,443,750.00	100.00%	$1,443,750.00	$0.00	$0.00	$72,187.50
SW.19	TxDOT 464	RC PIPE (CL III)(18 IN)	LF	0.00	$0.00	$0.00	0.00	0.00	0.00	$0.00	$0.00	#DIV/0!	$0.00	$0.00	$0.00	$0.00
SW.20	TxDOT 464	RC PIPE (CL III)(24 IN)	LF	6,969.00	$80.00	$557,520.00	6,919.65	0.00	6,919.65	$0.00	$553,572.00	99.29%	$553,572.00	$0.00	$3,948.00	$27,678.60
SW.21	TxDOT 464	RC PIPE (CL III)(30 IN)	LF	3,696.00	$150.00	$554,400.00	3,767.00	24.00	3,791.00	$3,600.00	$568,650.00	102.57%	$565,050.00	$3,600.00	($14,250.00)	$28,432.50
SW.22	TxDOT 464	RC PIPE (CL III)(36 IN)	LF	2,027.00	$165.00	$334,455.00	2,081.00	0.00	2,081.00	$0.00	$343,365.00	102.66%	$343,365.00	$0.00	($8,910.00)	$17,168.25
SW.23	TxDOT 464	RC PIPE (CL III)(42 IN)	LF	247.00	$260.00	$64,220.00	242.00	0.00	242.00	$0.00	$62,920.00	97.98%	$62,920.00	$0.00	$1,300.00	$3,146.00
SW.24	TxDOT 464	RC PIPE (CL III)(48 IN)	LF	196.00	$290.00	$56,840.00	160.00	0.00	160.00	$0.00	$46,400.00	81.63%	$46,400.00	$0.00	$10,440.00	$2,320.00

Item No.	Specification Reference	Description	Unit of Measure	Estimated Quantity	Unit Price	Contract Amount	Prior Billed Units	Current Units Installed	Total Units Installed	Current Amount Installed	Total Complete	Percent Complete	Prior Billed Amount	Current Period Due	Balance to Finish	Total Retainage 5.00%
SW.25	TxDOT 464	RC PIPE (CL III)(54 IN)	LF	540.00	$385.00	$207,900.00	561.00	0.00	561.00	$0.00	$215,985.00	103.89%	$215,985.00	$0.00	($8,085.00)	$10,799.25
SW.26	TxDOT 464	RC PIPE (CL III)(60 IN)	LF	324.00	$490.00	$158,760.00	324.00	0.00	324.00	$0.00	$158,760.00	100.00%	$158,760.00	$0.00	$0.00	$7,938.00
SW.27	TxDOT 464	RC PIPE (CL III)(66 IN)	LF	127.00	$440.00	$55,880.00	96.00	0.00	96.00	$0.00	$42,240.00	75.59%	$42,240.00	$0.00	$13,640.00	$2,112.00
SW.28	TxDOT 465	JCTBOX(COMPL)(PJB)(4FTX4FT)	EA	3.00	$10,800.00	$32,400.00	2.00	0.00	2.00	$0.00	$21,600.00	66.67%	$21,600.00	$0.00	$10,800.00	$1,080.00
SW.29	TxDOT 465	JCTBOX(COMPL)(PJB)(5FTX6FT)	EA	31.00	$12,000.00	$372,000.00	11.75	0.00	11.75	$0.00	$141,000.00	37.90%	$141,000.00	$0.00	$231,000.00	$7,050.00
SW.30	**TxDOT 465**	**JCTBOX(COMPL)(PJB)(8FTX8FT) CO #7)**	EA	18.00	$18,000.00	$324,000.00	8.75	0.00	8.75	$0.00	$157,500.00	48.61%	$157,500.00	$0.00	$166,500.00	$7,875.00
SW.30.1	**TxDOT 465**	**JCTBOX(COMPL)(25' x 13' x 11') (CO #7)**	EA	2.00	$117,939.84	$235,879.68	2.00	0.00	2.00	$0.00	$235,879.68	100.00%	$235,879.68	$0.00	$0.00	$11,793.98
SW.31	TxDOT 465	MANH (COMPL)(TY A)	EA	24.00	$7,500.00	$180,000.00	21.25	0.00	21.25	$0.00	$159,375.00	88.54%	$159,375.00	$0.00	$20,625.00	$7,968.75
SW.32	TxDOT 465	MANH (COMPL)(TY B)	EA	1.00	$7,500.00	$7,500.00	1.00	0.00	1.00	$0.00	$7,500.00	100.00%	$7,500.00	$0.00	$0.00	$375.00
SW.32.1		**Steel Casing and CSS Removal - MH 21 Installation (CO #8)**	LS	1.00	$6,248.75	$6,248.75	1.00	0.00	1.00	$0.00	$6,248.75	100.00%	$6,248.75	$0.00	$0.00	$312.44
SW.33	TxDOT 465	INLET (COMPL)(TY A)	EA	12.00	$5,800.00	$69,600.00	6.00	0.00	6.00	$0.00	$34,800.00	50.00%	$34,800.00	$0.00	$34,800.00	$1,740.00
SW.34	TxDOT 465	INLET (COMPL)(TY AZ)	EA	8.00	$8,000.00	$64,000.00	5.50	0.00	5.50	$0.00	$44,000.00	68.75%	$44,000.00	$0.00	$20,000.00	$2,200.00
SW.35	TxDOT 465	INLET (COMPL)(TY AZR)	EA	10.00	$12,000.00	$120,000.00	7.50	1.00	8.50	$12,000.00	$102,000.00	85.00%	$90,000.00	$12,000.00	$18,000.00	$5,100.00
SW.36	TxDOT 465	INLET (COMPL) (TY C)	EA	0.00	$0.00	$0.00	0.00	0.00	0.00	$0.00	$0.00	0.00%	$0.00	$0.00	$0.00	$0.00
SW.37	TxDOT 465	INLET (COMPL)(CURB)(TY C)	EA	122.00	$5,950.00	$725,900.00	112.00	0.00	112.00	$0.00	$666,400.00	91.80%	$666,400.00	$0.00	$59,500.00	$33,320.00
SW.38	TxDOT 465	INLET (COMPL)(EXT TY C)	EA	179.00	$1,450.00	$259,550.00	167.50	0.00	167.50	$0.00	$242,875.00	93.58%	$242,875.00	$0.00	$16,675.00	$12,143.75
SW.39	**TxDOT 465**	**JCT BOX (COMPL)(SPL) (CO #9)**	EA	2.00	$65,000.00	$130,000.00	2.00	0.00	2.00	$0.00	$130,000.00	100.00%	$130,000.00	$0.00	$0.00	$6,500.00
SW.39.1	**TxDOT 465**	**JCT BOX (COMPL)(SPL)JB 21 (CO #9)**	EA	1.00	$107,458.64	$107,458.64	1.00	0.00	1.00	$0.00	$107,458.64	100.00%	$107,458.64	$0.00	$0.00	$5,372.93
SW.39.2	**TxDOT 465**	**JCT BOX (COMPL)(SPL)(24+72)(CO #10)**	CY	10.223	$2,342.93	$23,951.77	10.22	0.000	10.22	$0.00	$23,951.77	100.00%	$23,951.77	$0.00	$0.00	$1,197.59
SW.39.3	**TxDOT 465**	**JCT BOX (COMPL)(SPL)(20+50) (CO #10)**	CY	9.204	$2,342.93	$21,564.33	9.20	0.000	9.20	$0.00	$21,564.33	100.00%	$21,564.33	$0.00	$0.00	$1,078.22
SW.40	TxDOT 467	SET (TY II) (24 IN) (RCP) (6: 1) (P)	EA	4.00	$2,600.00	$10,400.00	6.00	0.00	6.00	$0.00	$15,600.00	150.00%	$15,600.00	$0.00	($5,200.00)	$780.00
SW.41	TxDOT 467	SET (TY II)(30IN)(RCP)(6:1)(P)	EA	4.00	$3,000.00	$12,000.00	4.00	0.00	4.00	$0.00	$12,000.00	100.00%	$12,000.00	$0.00	$0.00	$600.00
SW.42	TxDOT 467	SET (TY II) (66 IN) (RCP) (6: 1) (P)	EA	1.00	$32,750.00	$32,750.00	1.00	0.00	1.00	$0.00	$32,750.00	100.00%	$32,750.00	$0.00	$0.00	$1,637.50
SW.43	TxDOT 4500	JACK BOR TUN PIPE (STL) (84 IN)	LF	0.00	$3,550.00	$0.00	0.00	0.00	0.00	$0.00	$0.00	#DIV/0!	$0.00	$0.00	$0.00	$0.00
SW.43.1	**TxDOT 4500**	**JACK BOR TUN PIPE (STL) (2 - 60 IN) (CO #7)**	**LF**	**256.00**	$4,825.74	$1,235,389.44	256.00	0.00	256.00	$0.00	$1,235,389.44	100.00%	$1,235,389.44	$0.00	$0.00	$61,769.47
SW.44	**TxDOT 481**	**PIPE (PVC) (SCH 80)(18 IN) (CO #11 - Reduction)**	LF	0.00	$150.00	$0.00	0.00	0.00	0.00	$0.00	$0.00	#DIV/0!	$0.00	$0.00	$0.00	$0.00
SW.45	PLANS	ORIFICE/RESTRICTOR PLATE (18" DIAM)	EA	1.00	$6,975.00	$6,975.00	1.00	0.00	1.00	$0.00	$6,975.00	100.00%	$6,975.00	$0.00	$0.00	$348.75
SW.46	PLANS	ORIFICE/RESTRICTOR PLATE (36" DIAM)	EA	1.00	$6,975.00	$6,975.00	1.00	0.00	1.00	$0.00	$6,975.00	100.00%	$6,975.00	$0.00	$0.00	$348.75
SW.47	TxDOT 2230	FLAPGATE (60" DIAM)	EA	1.00	$36,000.00	$36,000.00	1.00	0.00	1.00	$0.00	$36,000.00	100.00%	$36,000.00	$0.00	$0.00	$1,800.00
SW.48		**60" Flared Wing Wall (CO #1)**	EA	1.00	$16,909.94	$16,909.94	1.00	0.00	1.00	$0.00	$16,909.94	100.00%	$16,909.94	$0.00	$0.00	$845.50
TRAFFIC SIGNAL ITEMS																
TS.01	COH 02582	INS TRF SIG PL AM(S)1 ARM(30')	EA	1.00	$16,293.00	$16,293.00	1.00	0.00	1.00	$0.00	$16,293.00	100.00%	$16,293.00	$0.00	$0.00	$814.65

Lake Houston Redevelopment Authority Northpark Drive Overpass Project (T-1013)
Monthly Estimate

Item No.	Specification Reference	Description	Unit of Measure	Estimated Quantity	Unit Price	Contract Amount	Prior Billed Units	Current Units Installed	Total Units Installed	Current Amount Installed	Total Complete	Percent Complete	Prior Billed Amount	Current Period Due	Balance to Finish	Total Retainage 5.00%
TS.02	COH 02582	INS TRF SIG PL AM(S)1 ARM(35')LUM	EA	1.00	$19,291.00	$19,291.00	0.27	0.73	1.00	$14,082.43	$19,291.00	100.00%	$5,208.57	$14,082.43	$0.00	$964.55
TS.03	COH 02582	INS TRF SIG PL AM(S)1 ARM(45')	EA	2.00	$20,530.00	$41,060.00	0.00	1.00	1.00	$20,530.00	$20,530.00	50.00%	$0.00	$20,530.00	$20,530.00	$1,026.50
TS.04	COH 02582	INS TRF SIG PL AM(S)1 ARM(45')LUM	EA	1.00	$22,895.00	$22,895.00	1.00	0.00	1.00	$0.00	$22,895.00	100.00%	$22,895.00	$0.00	$0.00	$1,144.75
TS.05	COH 02582	INS TRF SIG PL AM(S)1 ARM(50')LUM	EA	2.00	$24,427.00	$48,854.00	0.52	1.48	2.00	$36,151.96	$48,854.00	100.00%	$12,702.04	$36,151.96	$0.00	$2,442.70
TS.06	COH 02582	INS TRF SIG PL AM(S)1 ARM(55')LUM	EA	2.00	$24,600.00	$49,200.00	2.00	0.00	2.00	$0.00	$49,200.00	100.00%	$49,200.00	$0.00	$0.00	$2,460.00
TS.07	COH 02582	PED POLE ASSEMBLY (15')	EA	28.00	$2,642.00	$73,976.00	23.00	2.00	25.00	$5,284.00	$66,050.00	89.29%	$60,766.00	$5,284.00	$7,926.00	$3,302.50
TS.08	COH 02590	TRAFFIC SIGNAL POLE LUMINAIRE	EA	6.00	$421.00	$2,526.00	0.00	0.00	0.00	$0.00	$0.00	0.00%	$0.00	$0.00	$2,526.00	$0.00
TS.09	COH 02893	ELECTRICAL SERVICE POLE ASSEMBLY	EA	2.00	$5,952.00	$11,904.00	2.00	0.00	2.00	$0.00	$11,904.00	100.00%	$11,904.00	$0.00	$0.00	$595.20
TS.10	COH 02893	INSTALL HWY TRF SIG (ISOLATED)	LS	2.00	$14,009.00	$28,018.00	1.00	0.00	1.00	$0.00	$14,009.00	50.00%	$14,009.00	$0.00	$14,009.00	$700.45
TS.11	COH 02893	REMOVE AND SALVAGE EXISTING TRAFFIC SIGNAL EQUIPMENT	LS	3.00	$1,963.00	$5,889.00	3.00	0.00	3.00	$0.00	$5,889.00	100.00%	$5,889.00	$0.00	$0.00	$294.45
TS.12	COH 02893	INSTALL HWY TRF SIG (UPGRADE)	LS	1.00	$9,194.00	$9,194.00	1.00	0.00	1.00	$0.00	$9,194.00	100.00%	$9,194.00	$0.00	$0.00	$459.70
TS.12.1		**SITE PREP (UNDERGROUND CREW) (CO #5)**	EA	1.00	$2,414.17	$2,414.17	0.00	0.00	0.00	$0.00	$0.00	0.00%	$0.00	$0.00	$2,414.17	$0.00
TS.12.2		**GENERATOR (POWER US59/NORTHPARK TRAFFIC SIGNALS (CO #5)**	EA	1.00	$2,959.70	$2,959.70	1.00	0.00	1.00	$0.00	$2,959.70	100.00%	$2,959.70	$0.00	$0.00	$147.99
TS.12.3		**UPGRADE SERVICE (CO #5)**	LS	1.00	$706.02	$706.02	0.00	0.00	0.00	$0.00	$0.00	0.00%	$0.00	$0.00	$706.02	$0.00
TS.13	COH 16710	TYPE "A" PULL BOX WITH GROUND ROD AND APRON	EA	32.00	$1,357.00	$43,424.00	6.00	0.00	6.00	$0.00	$8,142.00	18.75%	$8,142.00	$0.00	$35,282.00	$407.10
TS.14	COH 16710	TYPE "B" PULL BOX WITH GROUND ROD AND APRON	EA	26.00	$1,407.00	$36,582.00	10.50	0.00	10.50	$0.00	$14,773.50	40.38%	$14,773.50	$0.00	$21,808.50	$738.68
TS.15	COH 16711	1" PVC SCH.80 UNDERGROUND, EARTH	LF	125.00	$7.77	$971.25	0.00	0.00	0.00	$0.00	$0.00	0.00%	$0.00	$0.00	$971.25	$0.00
TS.16	COH 16711	2" PVC SCH.80 UNDER PAVEMENT, BORE	LF	1,105.00	$21.53	$23,790.65	160.00	0.00	160.00	$0.00	$3,444.80	14.48%	$3,444.80	$0.00	$20,345.85	$172.24
TS.17	COH 16711	2" PVC SCH.80 UNDERGROUND, EARTH	LF	3,165.00	$11.23	$35,542.95	920.00	0.00	920.00	$0.00	$10,331.60	29.07%	$10,331.60	$0.00	$25,211.35	$516.58
		2" PVC SCH.80 UNDERGROUND, EARTH (CO #5)	LF	1,100.00	$11.23	$12,353.00	960.00	0.00	960.00	$0.00	$10,780.80	87.27%	$10,780.80	$0.00	$1,572.20	$539.04
TS.18	COH 16711	3" PVC SCH.80 UNDER PAVEMENT, BORE	LF	90.00	$26.83	$2,414.70	0.00	0.00	0.00	$0.00	$0.00	0.00%	$0.00	$0.00	$2,414.70	$0.00
TS.19	COH 16711	3" PVC SCH.80 UNDERGROUND, EARTH	LF	195.00	$16.52	$3,221.40	0.00	0.00	0.00	$0.00	$0.00	0.00%	$0.00	$0.00	$3,221.40	$0.00
TS.20	COH 16711	4" PVC SCH.80 UNDER PAVEMENT, BORE	LF	1,640.00	$32.81	$53,808.40	770.00	0.00	770.00	$0.00	$25,263.70	46.95%	$25,263.70	$0.00	$28,544.70	$1,263.19
TS.21	COH 16711	4" PVC SCH.80 UNDERGROUND, EARTH	LF	310.00	$23.96	$7,427.60	0.00	0.00	0.00	$0.00	$0.00	0.00%	$0.00	$0.00	$7,427.60	$0.00
TS.22	COH 16715	3-SEC SIGNAL HEAD ASSEMBLY COMPLETE	EA	24.00	$779.00	$18,696.00	7.00	0.00	7.00	$0.00	$5,453.00	29.17%	$5,453.00	$0.00	$13,243.00	$272.65
TS.23	COH 16715	4-SEC SIGNAL HEAD ASSEMBLY COMPLETE	EA	6.00	$1,056.00	$6,336.00	2.00	0.00	2.00	$0.00	$2,112.00	33.33%	$2,112.00	$0.00	$4,224.00	$105.60
TS.24	COH 16715	5-SEC SIGNAL HEAD ASSEMBLY COMPLETE	EA	1.00	$1,189.00	$1,189.00	1.00	0.00	1.00	$0.00	$1,189.00	100.00%	$1,189.00	$0.00	$0.00	$59.45
TS.25	COH 16715	LOUVER (12") (ADJUSTABLE)	EA	16.00	$390.00	$6,240.00	0.00	0.00	0.00	$0.00	$0.00	0.00%	$0.00	$0.00	$6,240.00	$0.00
TS.26	COH 16716	LED PED SIG HEAD ASSEMBLY (SYM) (COUNTDOWN)	EA	32.00	$705.00	$22,560.00	18.00	0.00	18.00	$0.00	$12,690.00	56.25%	$12,690.00	$0.00	$9,870.00	$634.50
TS.27	COH 16720	ELEC CONDR (NO.12) INSULATED	LF	1,615.00	$1.29	$2,083.35	0.00	0.00	0.00	$0.00	$0.00	0.00%	$0.00	$0.00	$2,083.35	$0.00
TS.28	COH 16720	ELEC CONDR (NO.10) INSULATED	LF	3,230.00	$1.47	$4,748.10	0.00	1,130.00	1,130.00	$1,661.10	$1,661.10	34.98%	$0.00	$1,661.10	$3,087.00	$83.06
TS.29	COH 16720	ELEC CONDR (NO.8) BARE	LF	6,245.00	$1.68	$10,491.60	1,460.00	0.00	1,460.00	$0.00	$2,452.80	23.38%	$2,452.80	$0.00	$8,038.80	$122.64

Item No.	Specification Reference	Description	Unit of Measure	Estimated Quantity	Unit Price	Contract Amount	Prior Billed Units	Current Units Installed	Total Units Installed	Current Amount Installed	Total Complete	Percent Complete	Prior Billed Amount	Current Period Due	Balance to Finish	Total Retainage 5.00%
		ELEC CONDR (NO.8) BARE (CO #5)	LF	2,800.00	$1.68	$4,704.00	885.00	0.00	885.00	$0.00	$1,486.80	31.61%	$1,486.80	$0.00	$3,217.20	$74.34
TS.30	COH 16720	ELEC CONDR (NO.4) INSULATED	LF	1,230.00	$2.50	$3,075.00	0.00	1,055.00	1,055.00	$2,637.50	$2,637.50	85.77%	$0.00	$2,637.50	$437.50	$131.88
TS.30.1	**COH 16720**	**ELEC CONDR (NO.2/0) INSULATED (CO #5)**	LF	2,800.00	$5.08	$14,224.00	2,690.00	0.00	2,690.00	$0.00	$13,665.20	96.07%	$13,665.20	$0.00	$558.80	$683.26
TS.31	COH 16720	3/C-#14 AWG SOLID CABLE	LF	8,835.00	$1.64	$14,489.40	3,610.00	0.00	3,610.00	$0.00	$5,920.40	40.86%	$5,920.40	$0.00	$8,569.00	$296.02
TS.32	COH 16720	2/C-#14 AWG SOLID CABLE	LF	23,905.00	$1.37	$32,749.85	8,620.00	0.00	8,620.00	$0.00	$11,809.40	36.06%	$11,809.40	$0.00	$20,940.45	$590.47
TS.33	COH 16720	5/C-#14 AWG SOLID CABLE	LF	8,815.00	$1.89	$16,660.35	3,610.00	0.00	3,610.00	$0.00	$6,822.90	40.95%	$6,822.90	$0.00	$9,837.45	$341.15
	COH 16720	**5/C-#14 AWG SOLID CABLE (CO #5)**	LF	2,800.00	$1.89	$5,292.00	0.00	0.00	0.00	$0.00	$0.00	0.00%	$0.00	$0.00	$5,292.00	$0.00
TS.34	COH 16720	7/C-#14 AWG SOLID CABLE	LF	9,170.00	$2.37	$21,732.90	3,625.00	0.00	3,625.00	$0.00	$8,591.25	39.53%	$8,591.25	$0.00	$13,141.65	$429.56
TS.35	COH 16720	14/C-#14 AWG SOLID CABLE	LF	795.00	$3.50	$2,782.50	0.00	0.00	0.00	$0.00	$0.00	0.00%	$0.00	$0.00	$2,782.50	$0.00
TS.36	COH 16727	LOOP DETECTOR SAWCUT	LF	10,610.00	$9.44	$100,158.40	2,267.00	0.00	2,267.00	$0.00	$21,400.48	21.37%	$21,400.48	$0.00	$78,757.92	$1,070.02
TS.37	COH 16730	ITS CABINET	EA	2.00	$33,483.00	$66,966.00	1.00	0.00	1.00	$0.00	$33,483.00	50.00%	$33,483.00	$0.00	$33,483.00	$1,674.15
TS.38	COH 16731	2070 CONTROLLER UNIT	EA	2.00	$4,240.00	$8,480.00	1.00	0.00	1.00	$0.00	$4,240.00	50.00%	$4,240.00	$0.00	$4,240.00	$212.00
TS.39	COH 16732	UNINTERRUPTIBLE POWER SUPPLY (UPS) SYS TRF SIG CAB	EA	2.00	$7,323.00	$14,646.00	1.00	0.00	1.00	$0.00	$7,323.00	50.00%	$7,323.00	$0.00	$7,323.00	$366.15
TS.40	COH 16750	PED DETECT PUSH BUTTON (APS)	EA	30.00	$1,637.00	$49,110.00	4.00	4.00	8.00	$6,548.00	$13,096.00	26.67%	$6,548.00	$6,548.00	$36,014.00	$654.80
TS.41	COH 16785	GPS SERIAL COMM	EA	2.00	$665.00	$1,330.00	1.00	0.00	1.00	$0.00	$665.00	50.00%	$665.00	$0.00	$665.00	$33.25
TS.42	TxDOT 681	TEMP TRAF SIGNALS - SL 494	EA	1.00	$87,714.00	$87,714.00	0.95	0.00	0.95	$0.00	$83,328.30	95.00%	$83,328.30	$0.00	$4,385.70	$4,166.42
TS.42.1	**TxDOT 681**	**TEMP TRAF SIGNALS - SL 494 - Relocate Traffic Signal Controller (CO #8)**	**LS**	**1.00**	**$7,026.19**	**$7,026.19**	1.00	0.00	1.00	$0.00	$7,026.19	100.00%	$7,026.19	$0.00	$0.00	$351.31
TS.43	TxDOT 681	TEMP TRAF SIGNALS - RUSSELL PALMER RD	EA	1.00	$15,134.00	$15,134.00	0.95	0.00	0.95	$0.00	$14,377.30	95.00%	$14,377.30	$0.00	$756.70	$718.87
TS.43.1	**TxDOT 681**	**TEMP TRAF SIGNALS - RUSSELL PALMER RD ADDITIONAL COSTS (CO #3)**	EA	1.00	$19,488.81	$19,488.81	1.00	0.00	1.00	$0.00	$19,488.81	100.00%	$19,488.81	$0.00	$0.00	$974.44
TS.44	TxDOT 6066	LED BLANK-OUT SIGN ASSEMBLY	EA	2.00	$4,453.00	$8,906.00	0.00	0.00	0.00	$0.00	$0.00	0.00%	$0.00	$0.00	$8,906.00	$0.00
TS.45	COH 16724	PRE-EMPT SENSOR OPTICOM (SINGLE)	EA	3.00	$927.00	$2,781.00	0.00	0.00	0.00	$0.00	$0.00	0.00%	$0.00	$0.00	$2,781.00	$0.00
TS.45.1		**2" PVC SCH.80 -PRE-EMPT ROYAL CROSSING (CO #11)**	LF	75.00	$42.01	$3,150.75	75.00	0.00	75.00	$0.00	$3,150.75	100.00%	$3,150.75	$0.00	$0.00	$157.54
TS.46	COH 16724	#20 3CC SHIELDED CABLE (3M MODEL 138)	LF	730.00	$2.87	$2,095.10	0.00	0.00	0.00	$0.00	$0.00	0.00%	$0.00	$0.00	$2,095.10	$0.00
INTERCONNECT ITEMS																
INT.01	TxDOT 618	CONDT (PVC) (SCH 40) (3") (CONC ENCSE)	LF	2,320.00	$19.68	$45,657.60	1,382.00	0.00	1,382.00	$0.00	$27,197.76	59.57%	$27,197.76	$0.00	$18,459.84	$1,359.89
INT.02	TxDOT 618	CONDT (PVC) (SCH 80) (2")	LF	89.00	$11.72	$1,043.08	0.00	0.00	0.00	$0.00	$0.00	0.00%	$0.00	$0.00	$1,043.08	$0.00
INT.03	TxDOT 618	CONDT (PVC) (SCH 80) (2") (BORE)	LF	42.00	$21.53	$904.26	0.00	0.00	0.00	$0.00	$0.00	0.00%	$0.00	$0.00	$904.26	$0.00
INT.04	TxDOT 618	CONDT (PVC) (SCH 80) (3") (BORE)	LF	3,561.00	$44.26	$157,609.86	2,886.00	0.00	2,886.00	$0.00	$127,734.36	81.04%	$127,734.36	$0.00	$29,875.50	$6,386.72
INT.05	TxDOT 618	CONDT (RM) (3")	LF	727.00	$84.95	$61,758.65	0.00	0.00	0.00	$0.00	$0.00	0.00%	$0.00	$0.00	$61,758.65	$0.00
INT.06	TxDOT 620	ELEC CONDR (NO.14) INSULATED	LF	6,909.00	$1.04	$7,185.36	0.00	0.00	0.00	$0.00	$0.00	0.00%	$0.00	$0.00	$7,185.36	$0.00
INT.07	TxDOT 624	GROUND BOX TY A (122311)W/APRON	EA	2.00	$1,259.00	$2,518.00	0.00	0.00	0.00	$0.00	$0.00	0.00%	$0.00	$0.00	$2,518.00	$0.00
INT.08	TxDOT 6007	FIBER OPTIC CBL (SNGLE-MODE)(6 FIBER)	LF	231.00	$3.86	$891.66	0.00	0.00	0.00	$0.00	$0.00	0.00%	$0.00	$0.00	$891.66	$0.00

Item No.	Specification Reference	Description	Unit of Measure	Estimated Quantity	Unit Price	Contract Amount	Prior Billed Units	Current Units Installed	Total Units Installed	Current Amount Installed	Total Complete	Percent Complete	Prior Billed Amount	Current Period Due	Balance to Finish	Total Retainage 5.00%
INT.09	TxDOT 6007	FIBER OPTIC CBL (SNGLE-MODE)(144 FIBER)	LF	7,658.00	$4.49	$34,384.42	0.00	0.00	0.00	$0.00	$0.00	0.00%	$0.00	$0.00	$34,384.42	$0.00
INT.10	TxDOT 6007	FO SPLICE ENCLOSURE (TYPE 1)	EA	4.00	$2,593.00	$10,372.00	0.00	0.00	0.00	$0.00	$0.00	0.00%	$0.00	$0.00	$10,372.00	$0.00
INT.11	TxDOT 6016	ITS MULTI-DUCT CND (PVC-40)(CONC ENCSE)	LF	2,320.00	$21.57	$50,042.40	1,382.00	0.00	1,382.00	$0.00	$29,809.74	59.57%	$29,809.74	$0.00	$20,232.66	$1,490.49
INT.12	TxDOT 6016	ITS MULTI-DUCT CND (PVC-80)(BORE)	LF	3,561.00	$47.41	$168,827.01	2,886.00	0.00	2,886.00	$0.00	$136,825.26	81.04%	$136,825.26	$0.00	$32,001.75	$6,841.26
INT.13	TxDOT 6016	ITS MULTI-DUCT CND (RMC)	LF	727.00	$146.49	$106,498.23	0.00	0.00	0.00	$0.00	$0.00	0.00%	$0.00	$0.00	$106,498.23	$0.00
INT.14	TxDOT 6186	ITS GND BOX(PCAST) TY 1 (243636)W/APRN	EA	21.00	$3,883.00	$81,543.00	11.25	0.00	11.25	$0.00	$43,683.75	53.57%	$43,683.75	$0.00	$37,859.25	$2,184.19
STREET LIGHTING ITEMS																
SL.01	TxDOT 416	DRILL SHAFT (RDWY ILL POLE) (30 IN) (CO #11 - Reduction)	LF	376.00	$117.80	$44,292.80	272.00	24.00	296.00	$2,827.20	$34,868.80	78.72%	$32,041.60	$2,827.20	$9,424.00	$1,743.44
SL.01.1	TxDOT 416	LUMINAIRE SPREAD FOOTING (CO #10)	EA	10.00	$9,250.57	$92,505.70	10.00	0.00	10.00	$0.00	$92,505.70	100.00%	$92,505.70	$0.00	$0.00	$4,625.29
SL.01.2	TxDOT 416	DRILL SHAFT (RDWY ILL POLE) (30 IN) @ Kings Mill (CO #11)	LF	8.00	$445.86	$3,566.88	0.00	0.00	0.00	$0.00	$0.00	0.00%	$0.00	$0.00	$3,566.88	$0.00
SL.02	TxDOT 610	IN RD IL (U/P) (TY 1) (150W EQ) LED	EA	18.00	$1,305.00	$23,490.00	0.00	0.00	0.00	$0.00	$0.00	0.00%	$0.00	$0.00	$23,490.00	$0.00
SL.03	TxDOT 610 / COH 02590 (Fixture)	IN RD IL (TY SA) 40T-10 (250W EQ) LED	EA	54.00	$4,976.00	$268,704.00	40.00	0.00	40.00	$0.00	$199,040.00	74.07%	$199,040.00	$0.00	$69,664.00	$9,952.00
SL.03.1	TxDOT 610 / COH 02590 (Fixture)	IN RD IL (TY SA) 40T-10 (250W EQ) LED KING'S MILL (CO #11)	EA	1.00	$9,448.89	$9,448.89	0.00	0.00	0.00	$0.00	$0.00	0.00%	$0.00	$0.00	$9,448.89	$0.00
SL.04	TxDOT 610 / COH 02590 (Fixture)	IN RD IL (TY SA) 40T-12 (250W EQ) LED	EA	3.00	$5,010.00	$15,030.00	3.00	0.00	3.00	$0.00	$15,030.00	100.00%	$15,030.00	$0.00	$0.00	$751.50
SL.05	TxDOT 610 / COH 02590 (Fixture)	IN RD IL (TY AL) (SPECIAL) 40B-8-4 (250W EQ) LED	EA	18.00	$8,817.00	$158,706.00	0.00	0.00	0.00	$0.00	$0.00	0.00%	$0.00	$0.00	$158,706.00	$0.00
SL.06	TxDOT 618	CONDT (PVC) (SCH 80) (1")	LF	80.00	$7.70	$616.00	0.00	0.00	0.00	$0.00	$0.00	0.00%	$0.00	$0.00	$616.00	$0.00
SL.07	TxDOT 618	CONDT (PVC) (SCH 80) (2")	LF	13,429.00	$11.17	$150,001.93	4,861.00	0.00	4,861.00	$0.00	$54,297.37	36.20%	$54,297.37	$0.00	$95,704.56	$2,714.87
SL.08	TxDOT 618	CONDT (PVC) (SCH 80) (2") (BORE)	LF	2,225.00	$21.47	$47,770.75	2,923.00	0.00	2,923.00	$0.00	$62,756.81	131.37%	$62,756.81	$0.00	($14,986.06)	$3,137.84
SL.08.1	TxDOT 618	CONDT (RMC) (2") (UNDER BRIDGE) (CO#11)	LF	400.00	$89.98	$35,992.00	0.00	0.00	0.00	$0.00	$0.00	0.00%	$0.00	$0.00	$35,992.00	$0.00
SL.09	TxDOT 620	ELEC CONDR (NO.10) INSULATED	LF	7,140.00	$1.17	$8,353.80	0.00	0.00	0.00	$0.00	$0.00	0.00%	$0.00	$0.00	$8,353.80	$0.00
SL.10	TxDOT 620	ELEC CONDR (NO.8) INSULATED	LF	48,456.00	$1.47	$71,230.32	0.00	0.00	0.00	$0.00	$0.00	0.00%	$0.00	$0.00	$71,230.32	$0.00
	TxDOT 620	ELEC CONDR (NO.8) INSULATED (CO #5)	LF	11,200.00	$1.47	$16,464.00	10,240.00	0.00	10,240.00	$0.00	$15,052.80	91.43%	$15,052.80	$0.00	$1,411.20	$752.64
SL.11	TxDOT 624	GROUND BOX TY D (162922)W/APRON	EA	12.00	$1,309.00	$15,708.00	0.00	0.00	0.00	$0.00	$0.00	0.00%	$0.00	$0.00	$15,708.00	$0.00
	TxDOT 624	GROUND BOX TY D (162922)W/APRON (CO #5)	EA	2.00	$1,309.00	$2,618.00	2.00	0.00	2.00	$0.00	$2,618.00	100.00%	$2,618.00	$0.00	$0.00	$130.90
SL.12	TxDOT 628	ELC SRV TY A 120/240 060(SS)SS(E)SP(O)	EA	2.00	$6,446.00	$12,892.00	2.00	0.00	2.00	$0.00	$12,892.00	100.00%	$12,892.00	$0.00	$0.00	$644.60
WATER MAIN ITEMS																
WM.01	COH 02221	REMOVE AND DISPOSE OF 8" WATERLINES AND WATER SERVICE LINES	LF	1,668.00	$7.00	$11,676.00	180.00	0.00	180.00	$0.00	$1,260.00	10.79%	$1,260.00	$0.00	$10,416.00	$63.00
WM.02	COH 02221	REMOVE AND DISPOSE OF 12" WATERLINES AND WATER SERVICE LINES	LF	850.00	$7.00	$5,950.00	90.00	0.00	90.00	$0.00	$630.00	10.59%	$630.00	$0.00	$5,320.00	$31.50
WM.03	COH 02221	REMOVE AND DISPOSE OF 16" WATERLINES AND SERVICE LINES	LF	1,420.00	$10.00	$14,200.00	314.00	0.00	314.00	$0.00	$3,140.00	22.11%	$3,140.00	$0.00	$11,060.00	$157.00
WM.04	COH 02511	12" WATER LINE BY OPEN-CUT W/RESTRAINED JOINTS	LF	100.00	$175.00	$17,500.00	176.00	0.00	176.00	$0.00	$30,800.00	176.00%	$30,800.00	$0.00	($13,300.00)	$1,540.00
WM.05	COH 02511	8" WATER LINE BY OPEN-CUT	LF	1,455.00	$85.00	$123,675.00	1,441.00	0.00	1,441.00	$0.00	$122,485.00	99.04%	$122,485.00	$0.00	$1,190.00	$6,124.25
WM.06	COH 02511	12"WATER LINE BY OPEN-CUT	LF	1,140.00	$175.00	$199,500.00	1,343.00	0.00	1,343.00	$0.00	$235,025.00	117.81%	$235,025.00	$0.00	($35,525.00)	$11,751.25

Item No.	Specification Reference	Description	Unit of Measure	Estimated Quantity	Unit Price	Contract Amount	Prior Billed Units	Current Units Installed	Total Units Installed	Current Amount Installed	Total Complete	Percent Complete	Prior Billed Amount	Current Period Due	Balance to Finish	Total Retainage 5.00%
WM.06.1	COH 02511	12" Waterline Offset - B-20 Conflict - (CO #8)	LS	1.00	$11,323.51	$11,323.51	1.00	0.00	1.00	$0.00	$11,323.51	100.00%	$11,323.51	$0.00	$0.00	$566.18
WM.06.2	COH 02511	12" Waterline Offset – 54" RCP Conflict - (CO #9)	LS	1.00	$18,410.56	$18,410.56	1.00	0.00	1.00	$0.00	$18,410.56	100.00%	$18,410.56	$0.00	$0.00	$920.53
WM.06.3	COH 02511	10" Porter SUD Water Line Isolation (CO# #9)	LS	1.00	$10,210.67	$10,210.67	1.00	0.00	1.00	$0.00	$10,210.67	100.00%	$10,210.67	$0.00	$0.00	$510.53
WM.06.4	COH 02511	Remove CSS Around 12" Waterline Sta 17+68 (CO #9)	LS	1.00	$3,270.96	$3,270.96	1.00	0.00	1.00	$0.00	$3,270.96	100.00%	$3,270.96	$0.00	$0.00	$163.55
WM.06.5	COH 02512	Water Service Fees/County Cut Fee (CO #9)	LS	1.00	$4,972.55	$4,972.55	1.00	0.00	1.00	$0.00	$4,972.55	100.00%	$4,972.55	$0.00	$0.00	$248.63
WM.07	COH 02511	16" WATER LINE BY OPEN-CUT (CO #11 - Reduction)	LF	1,391.00	$210.00	$292,110.00	1,391.00	0.00	1,391.00	$0.00	$292,110.00	100.00%	$292,110.00	$0.00	$0.00	$14,605.50
WM.07.1	COH 02511	Relocate Existing 6" Waterline (CO # 6)	EA	1.00	$57,388.94	$57,388.94	1.00	0.00	1.00	$0.00	$57,388.94	100.00%	$57,388.94	$0.00	$0.00	$2,869.45
WM.08	COH 02512	1-1/2" TO 2" WATER TAP AND SERVICE LINE WITH METER BOX, SHORT SIDE	EA	17.00	$2,650.00	$45,050.00	24.00	0.00	24.00	$0.00	$63,600.00	141.18%	$63,600.00	$0.00	($18,550.00)	$3,180.00
WM.09	COH 02512	1-1/2" TO 2" WATER TAP AND SERVICE LINE WITH METER BOX, LONG SIDE	EA	9.00	$5,250.00	$47,250.00	4.00	0.00	4.00	$0.00	$21,000.00	44.44%	$21,000.00	$0.00	$26,250.00	$1,050.00
WM.10	COH 02513	8" WET CONNECTION	EA	2.00	$5,675.00	$11,350.00	0.00	0.00	0.00	$0.00	$0.00	0.00%	$0.00	$0.00	$11,350.00	$0.00
WM.11	COH 02513	12" WET CONNECTION	EA	3.00	$6,000.00	$18,000.00	2.00	0.00	2.00	$0.00	$12,000.00	66.67%	$12,000.00	$0.00	$6,000.00	$600.00
WM.12	COH 02513	16" WET CONNECTION	EA	2.00	$6,700.00	$13,400.00	1.00	0.00	1.00	$0.00	$6,700.00	50.00%	$6,700.00	$0.00	$6,700.00	$335.00
WM.13	COH 02516	CUT, PLUG, AND ABANDON EXISTING 8" WATER LINE	EA	3.00	$1,850.00	$5,550.00	2.00	0.00	2.00	$0.00	$3,700.00	66.67%	$3,700.00	$0.00	$1,850.00	$185.00
WM.14	COH 02516	CUT, PLUG, AND ABANDON EXISTING 12" WATER LINE	EA	4.00	$2,850.00	$11,400.00	3.00	0.00	3.00	$0.00	$8,550.00	75.00%	$8,550.00	$0.00	$2,850.00	$427.50
WM.15	COH 02516	CUT, PLUG, AND ABANDON EXISTING 16" WATER LINE	EA	2.00	$3,225.00	$6,450.00	2.00	0.00	2.00	$0.00	$6,450.00	100.00%	$6,450.00	$0.00	$0.00	$322.50
WM.16	COH 02520	6" FIRE HYDRANT BRANCH BY OPEN CUT	LF	70.00	$85.00	$5,950.00	64.00	28.00	92.00	$2,380.00	$7,820.00	131.43%	$5,440.00	$2,380.00	($1,870.00)	$391.00
WM.17	COH 02520	FIRE HYDRANT ASSEMBLY, ALL DEPTHS, INCLUDING 6-INCH DIAMETER GATE VALVE AND BOX	EA	13.00	$6,500.00	$84,500.00	12.00	4.00	16.00	$26,000.00	$104,000.00	123.08%	$78,000.00	$26,000.00	($19,500.00)	$5,200.00
WM.18	COH 02520	REMOVE AND SALVAGE EXISTING FIRE HYDRANT	EA	6.00	$325.00	$1,950.00	7.00	4.00	11.00	$1,300.00	$3,575.00	183.33%	$2,275.00	$1,300.00	($1,625.00)	$178.75
WM.19	COH 02525	12" x 12" TAPPING SLEEVE AND VALVE WITH BOX (CO #4)	EA	0.00	$12,850.00	$0.00	2.00	0.00	2.00	$0.00	$25,700.00	#DIV/0!	$25,700.00	$0.00	($25,700.00)	$1,285.00
WM.19.1	COH 02525	12" TS&V FOR STEEL LINE (CO #4)	EA	1.00	$15,693.89	$15,693.89	1.00	0.00	1.00	$0.00	$15,693.89	100.00%	$15,693.89	$0.00	$0.00	$784.69
WM.20	COH 02525	16" x 16" TAPPING SLEEVE AND VALVE WITH BOX	EA	1.00	$23,650.00	$23,650.00	1.00	0.00	1.00	$0.00	$23,650.00	100.00%	$23,650.00	$0.00	$0.00	$1,182.50
WM.21	COH 02525	16" x 12" TAPPING SLEEVE AND VALVE WITH BOX	EA	1.00	$10,950.00	$10,950.00	0.00	0.00	0.00	$0.00	$0.00	0.00%	$0.00	$0.00	$10,950.00	$0.00
WM.22	COH 02525	8" x 8" TAPPING SLEEVE AND VALVE WITH BOX	EA	2.00	$9,750.00	$19,500.00	2.00	0.00	2.00	$0.00	$19,500.00	100.00%	$19,500.00	$0.00	$0.00	$975.00
WM.23	COH 02526	1-1/2" DIAMETER METER INCLUDING PIPING, VAULT, AND APPURTENANCES	EA	1.00	$6,325.00	$6,325.00	0.00	0.00	0.00	$0.00	$0.00	0.00%	$0.00	$0.00	$6,325.00	$0.00
WM.24	COH 02526	RELOCATE AND REINSTALL 4-INCH TO 10-INCH METER WITH NEW BOX	EA	1.00	$8,225.00	$8,225.00	0.00	0.00	0.00	$0.00	$0.00	0.00%	$0.00	$0.00	$8,225.00	$0.00
WM.24		Fire Line Installation (Stage 1) (CO #11)	LS	1.00	$65,909.62	$65,909.62	1.00	0.00	1.00	$0.00	$65,909.62	100.00%	$65,909.62	$0.00	$0.00	$3,295.48
WM.25		6" Fire Line Installation (Stage 2) (CO #11)	EA	2.00	$148,068.45	$296,136.90	0.00	0.00	0.00	$0.00	$0.00	0.00%	$0.00	$0.00	$296,136.90	$0.00
WM.26		Sanitary Sewer Force Main 2 1/2" PVC (CO #11)	LF	3,670.00	$53.31	$195,647.70	3,670.00	0.00	3,670.00	$0.00	$195,647.70	100.00%	$195,647.70	$0.00	$0.00	$9,782.39
WM.27		Vault - Air Release Valve w/ Cleanout (CO #11)	EA	5.00	9,414.08	$47,070.40	5.00	0.00	5.00	$0.00	$47,070.40	100.00%	$47,070.40	$0.00	$0.00	$2,353.52
LANDSCAPING ITEMS																
LS.01	TxDOT 100	TYPE 1 PREPARING ROW (TY 1)	AC	8.10	$500.00	$4,050.00	8.10	0.00	8.10	$0.00	$4,050.00	100.00%	$4,050.00	$0.00	$0.00	$202.50
LS.02	TxDOT 100	TYPE 2 PREPARING ROW (TY 2)	AC	0.90	$500.00	$450.00	0.90	0.00	0.90	$0.00	$450.00	100.00%	$450.00	$0.00	$0.00	$22.50

Lake Houston Redevelopment Authority Northpark Drive Overpass Project (T-1013)
Monthly Estimate

Item No.	Specification Reference	Description	Unit of Measure	Estimated Quantity	Unit Price	Contract Amount	Prior Billed Units	Current Units Installed	Total Units Installed	Current Amount Installed	Total Complete	Percent Complete	Prior Billed Amount	Current Period Due	Balance to Finish	Total Retainage 5.00%
LS.03	TxDOT 100	TYPE 3 PREPARING ROW (TY 3)	AC	1.30	$5,125.00	$6,662.50	1.30	0.00	1.30	$0.00	$6,662.50	100.00%	$6,662.50	$0.00	$0.00	$333.13
LS.03.1	**TxDOT 100**	**Additional Tree Clearing - Detention Pond (CO #11)**	DY	1.00	$3,921.35	$3,921.35	1.00	0.00	1.00	$0.00	$3,921.35	100.00%	$3,921.35	$0.00	$0.00	$196.07
LS.04	TxDOT 110	EXCAVATION (SPECIAL)	CY	59,415.00	$15.00	$891,225.00	56,000.00	3,415.00	59,415.00	$51,225.00	$891,225.00	100.00%	$840,000.00	$51,225.00	$0.00	$44,561.25
LS.05	TxDOT 132	EMBANKMENT (FINAL)(ORD COMP)(TYP D)	CY	441.00	$15.00	$6,615.00	0.00	0.00	0.00	$0.00	$0.00	0.00%	$0.00	$0.00	$6,615.00	$0.00
LS.06	TxDOT 160	FURNISHING AND PLACING TOPSOIL	CY	1,920.00	$62.50	$120,000.00	0.00	0.00	0.00	$0.00	$0.00	0.00%	$0.00	$0.00	$120,000.00	$0.00
LS.07	TxDOT 161	GENERAL COMPOST	CY	1,218.00	$52.00	$63,336.00	0.00	0.00	0.00	$0.00	$0.00	0.00%	$0.00	$0.00	$63,336.00	$0.00
LS.08	TxDOT 162	BLOCK SODDING	SY	19,618.00	$4.50	$88,281.00	1,333.78	0.00	1,333.78	$0.00	$6,002.01	6.80%	$6,002.01	$0.00	$82,278.99	$300.10
LS.09	TxDOT 164	CELL FBR MLCH	SY	224,516.00	$0.42	$94,296.72	14,300.00	0.00	14,300.00	$0.00	$6,006.00	6.37%	$6,006.00	$0.00	$88,290.72	$300.30
LS.10	TxDOT 166	FERTILIZER TURF/SOD	AC	102.00	$1,250.00	$127,500.00	0.00	0.00	0.00	$0.00	$0.00	0.00%	$0.00	$0.00	$127,500.00	$0.00
LS.11	TxDOT 168	VEGETATIVE WATERING	MG	5,044.00	$19.00	$95,836.00	43.60	0.00	43.60	$0.00	$828.40	0.86%	$828.40	$0.00	$95,007.60	$41.42
LS.12	TxDOT 168	VEGETATIVE WATERING (TREES (BAG)	MG	265.00	$30.00	$7,950.00	0.00	0.00	0.00	$0.00	$0.00	0.00%	$0.00	$0.00	$7,950.00	$0.00
LS.13	TxDOT 170	IRRIGATION SYSTEM (TY 1)	LS	1.00	$450,000.00	$450,000.00	0.00	0.25	0.25	$112,500.00	$112,500.00	25.00%	$0.00	$112,500.00	$337,500.00	$5,625.00
LS.14	TxDOT 192	MULCH BARK	CY	170.00	$85.00	$14,450.00	0.00	0.00	0.00	$0.00	$0.00	0.00%	$0.00	$0.00	$14,450.00	$0.00
LS.15	TxDOT 192	MULCH PINE	CY	1,311.00	$125.00	$163,875.00	0.00	0.00	0.00	$0.00	$0.00	0.00%	$0.00	$0.00	$163,875.00	$0.00
LS.16	TxDOT 192	PLANT 1 GAL	EA	8,586.00	$11.00	$94,446.00	0.00	0.00	0.00	$0.00	$0.00	0.00%	$0.00	$0.00	$94,446.00	$0.00
LS.17	TxDOT 192	PLANT 3 GAL	EA	646.00	$20.00	$12,920.00	0.00	0.00	0.00	$0.00	$0.00	0.00%	$0.00	$0.00	$12,920.00	$0.00
LS.18	TxDOT 192	PLANT 45 GAL	EA	50.00	$580.00	$29,000.00	0.00	0.00	0.00	$0.00	$0.00	0.00%	$0.00	$0.00	$29,000.00	$0.00
LS.19	TxDOT 192	PLANT 100 GAL	EA	174.00	$950.00	$165,300.00	0.00	0.00	0.00	$0.00	$0.00	0.00%	$0.00	$0.00	$165,300.00	$0.00
LS.20	TxDOT 192	PLANT PREP TYPE 1	SY	285.00	$4.25	$1,211.25	0.00	0.00	0.00	$0.00	$0.00	0.00%	$0.00	$0.00	$1,211.25	$0.00
LS.21	TxDOT 192	PLANT PREP TYPE 2	SY	19,888.00	$1.00	$19,888.00	0.00	0.00	0.00	$0.00	$0.00	0.00%	$0.00	$0.00	$19,888.00	$0.00
LS.22	TxDOT 192	PLANT PREP TYPE 3	SY	6,183.00	$2.00	$12,366.00	0.00	0.00	0.00	$0.00	$0.00	0.00%	$0.00	$0.00	$12,366.00	$0.00
LS.23	TxDOT 192	PLANT PREP TYPE 4	SY	224,516.00	$0.30	$67,354.80	0.00	0.00	0.00	$0.00	$0.00	0.00%	$0.00	$0.00	$67,354.80	$0.00
LS.24	TxDOT 192	200 GAL TREE	EA	26.00	$2,315.00	$60,190.00	0.00	0.00	0.00	$0.00	$0.00	0.00%	$0.00	$0.00	$60,190.00	$0.00
LS.25	TxDOT 192	PLANT MATERIAL 4" CONT	EA	1,715.00	$1.20	$2,058.00	0.00	0.00	0.00	$0.00	$0.00	0.00%	$0.00	$0.00	$2,058.00	$0.00
LS.26	TxDOT 192	LANDSCAPE EDGE	LF	330.50	$21.50	$7,105.75	0.00	0.00	0.00	$0.00	$0.00	0.00%	$0.00	$0.00	$7,105.75	$0.00
LS.27	TxDOT 192	SOIL AMEN. TYPE 1	EA	223.00	$10.50	$2,341.50	0.00	0.00	0.00	$0.00	$0.00	0.00%	$0.00	$0.00	$2,341.50	$0.00
LS.28	TxDOT 192	SOIL AMEN. TYPE 2	SY	244,134.00	$0.15	$36,620.10	0.00	0.00	0.00	$0.00	$0.00	0.00%	$0.00	$0.00	$36,620.10	$0.00
LS.29	TxDOT 192	SOIL AMEN. TYPE 3	SY	1,784.00	$3.50	$6,244.00	0.00	0.00	0.00	$0.00	$0.00	0.00%	$0.00	$0.00	$6,244.00	$0.00
LS.30	TxDOT 192	SOIL AMEN. TYPE 4	SY	1,374.00	$4.00	$5,496.00	0.00	0.00	0.00	$0.00	$0.00	0.00%	$0.00	$0.00	$5,496.00	$0.00
LS.31	TxDOT 400	STABILIZATION SHELF (POND)	CY	1,166.00	$105.00	$122,430.00	741.88	868.64	1,610.52	$91,207.20	$169,104.60	138.12%	$77,897.40	$91,207.20	($46,674.60)	$8,455.23
LS.32	TxDOT 400	SAND BACKFILL	CY	960.00	$35.00	$33,600.00	0.00	0.00	0.00	$0.00	$0.00	0.00%	$0.00	$0.00	$33,600.00	$0.00
LS.33	**TxDOT 401**	**FLOWABLE BACKFILL (CO #8)**	**CY**	**0.00**	**$310.00**	**$0.00**	0.00	0.00	0.00	$0.00	$0.00	0.00%	$0.00	$0.00	$0.00	$0.00

Item No.	Specification Reference	Description	Unit of Measure	Estimated Quantity	Unit Price	Contract Amount	Prior Billed Units	Current Units Installed	Total Units Installed	Current Amount Installed	Total Complete	Percent Complete	Prior Billed Amount	Current Period Due	Balance to Finish	Total Retainage 5.00%
LS.33.1	TxDOT 275	CEMENT TREAT (8") (36LBs/SY) (CO #8)	SY	21,331.00	$15.00	$319,965.00	8,773.11	0.00	8,773.11	$0.00	$131,596.65	100.00%	$131,596.65	$0.00	$188,368.35	$6,579.83
LS.34	TxDOT 529	CONCRETE LANDSCAPE BAND	LF	222.00	$80.00	$17,760.00	0.00	0.00	0.00	$0.00	$0.00	0.00%	$0.00	$0.00	$17,760.00	$0.00
LS.35	TxDOT 618	CONDT (PVC) (SCH 40) (1")	LF	1,816.00	$6.54	$11,876.64	0.00	0.00	0.00	$0.00	$0.00	0.00%	$0.00	$0.00	$11,876.64	$0.00
LS.36	TxDOT 618	CONDT (PVC) (SCH 40) (1-1/2")	LF	102.00	$8.11	$827.22	0.00	0.00	0.00	$0.00	$0.00	0.00%	$0.00	$0.00	$827.22	$0.00
LS.37	TxDOT 618	CONDT (PVC) (SCH 40) (4") (BORE)	LF	40.00	$25.94	$1,037.60	0.00	0.00	0.00	$0.00	$0.00	0.00%	$0.00	$0.00	$1,037.60	$0.00
LS.38	TxDOT 620	ELEC CONDR (NO.2) INSULATED	LF	256.00	$3.50	$896.00	0.00	0.00	0.00	$0.00	$0.00	0.00%	$0.00	$0.00	$896.00	$0.00
LS.39	TxDOT 620	ELEC CONDR (NO.4) INSULATED	LF	306.00	$2.50	$765.00	0.00	0.00	0.00	$0.00	$0.00	0.00%	$0.00	$0.00	$765.00	$0.00
LS.40	TxDOT 620	ELEC CONDR (NO.6) INSULATED	LF	102.00	$2.06	$210.12	0.00	0.00	0.00	$0.00	$0.00	0.00%	$0.00	$0.00	$210.12	$0.00
LS.41	TxDOT 620	ELEC CONDR (NO.8) INSULATED	LF	1,050.00	$1.76	$1,848.00	0.00	0.00	0.00	$0.00	$0.00	0.00%	$0.00	$0.00	$1,848.00	$0.00
LS.42	TxDOT 620	ELEC CONDR (NO.10) INSULATED	LF	316.00	$1.42	$448.72	0.00	0.00	0.00	$0.00	$0.00	0.00%	$0.00	$0.00	$448.72	$0.00
LS.43	TxDOT 620	ELEC CONDR (NO.2/0) INSULATED	LF	256.00	$5.51	$1,410.56	0.00	0.00	0.00	$0.00	$0.00	0.00%	$0.00	$0.00	$1,410.56	$0.00
LS.44	TxDOT 620	ELEC CONDR (NO.3/0) INSULATED	LF	768.00	$6.45	$4,953.60	0.00	0.00	0.00	$0.00	$0.00	0.00%	$0.00	$0.00	$4,953.60	$0.00
LS.45	TxDOT 620	#10 XHHW CPR. WIRE	LF	2,742.00	$1.29	$3,537.18	0.00	0.00	0.00	$0.00	$0.00	0.00%	$0.00	$0.00	$3,537.18	$0.00
LS.46	TxDOT 620	#12 XHHW CPR. WIRE	LF	1,371.00	$1.43	$1,960.53	0.00	0.00	0.00	$0.00	$0.00	0.00%	$0.00	$0.00	$1,960.53	$0.00
LS.47	TxDOT 624	GROUND BOX (162922)W/APRON (TY0)	EA	20.00	$1,309.00	$26,180.00	0.00	0.00	0.00	$0.00	$0.00	0.00%	$0.00	$0.00	$26,180.00	$0.00
LS.48	02900	TREE PROTECTION	AC	1.30	$10,000.00	$13,000.00	2.60	0.00	2.60	$0.00	$26,000.00	200.00%	$26,000.00	$0.00	($13,000.00)	$1,300.00
LS.49	02910	TRANSPLANT PLANT MTL. (2-1/2" - 4") (CO #2)	EA	3.00	$825.00	$2,475.00	4.00	0.00	4.00	$0.00	$3,300.00	133.33%	$3,300.00	$0.00	($825.00)	$165.00
LS.50	02910	TRANSPLANT PLANT MTL. (4" - 8") (CO #2)	EA	10.00	$1,750.00	$17,500.00	9.00	0.00	9.00	$0.00	$15,750.00	90.00%	$15,750.00	$0.00	$1,750.00	$787.50
LS.51	02910	TRANSPLANT PLANT MTL. (8" - 10") (CO #2)	EA	21.00	$1,850.00	$38,850.00	23.00	0.00	23.00	$0.00	$42,550.00	109.52%	$42,550.00	$0.00	($3,700.00)	$2,127.50
LS 51.A	02910	Tree Relocation (8"-10" Tree) (CO #9)	EA	1.00	$2,721.95	$2,721.95	1.00	0.00	1.00	$0.00	$2,721.95	100.00%	$2,721.95	$0.00	$0.00	$136.10
LS.52	02910	TRANSPLANT PLANT MTL. (11" - 13") (CO #2)	EA	33.00	$7,850.00	$259,050.00	29.00	0.00	29.00	$0.00	$227,650.00	87.88%	$227,650.00	$0.00	$31,400.00	$11,382.50
LS 52.1	02910	Tree Relocation (11"-13" Tree) (CO #9)	EA	1.00	$8,721.35	$8,721.35	1.00	0.00	1.00	$0.00	$8,721.35	100.00%	$8,721.35	$0.00	$0.00	$436.07
LS.53	02910	TRANSPLANT PLANT MTL. (8" - 13")(HOLD)(REPLANT) (CO #2)	EA	0.00	$4,445.00	$0.00	0.00	0.00	0.00	$0.00	$0.00	#DIV/0!	$0.00	$0.00	$0.00	$0.00
LS 53.A	02910	TRANSPLANT PLANT MTL. (14" - 17") (CO #2)	EA	14.00	$19,575.00	$274,050.00	16.00	0.00	16.00	$0.00	$313,200.00	114.29%	$313,200.00	$0.00	($39,150.00)	$15,660.00
LS 53.2	02910	Mobilization (168" spade for 14"- 17") (CO #2)	EA	1.00	$12,500.00	$12,500.00	1.00	0.00	1.00	$0.00	$12,500.00	100.00%	$12,500.00	$0.00	$0.00	$625.00
LS 53.B	02910	Tree Relocation (14"-17" Tree) (CO #9)	EA	2.00	$19,442.50	$38,885.00	2.00	0.00	2.00	$0.00	$38,885.00	100.00%	$38,885.00	$0.00	$0.00	$1,944.25
LS 53.C.1		Utility Discovery - HYDROVAC (Tree Relocation) (CO #9)	HR	8.00	$283.04	$2,264.32	8.00	0.00	8.00	$0.00	$2,264.32	100.00%	$2,264.32	$0.00	$0.00	$113.22
LS 53.C.2	02910	Tree Relocation - Mobilization/Night Work (CO #9)	LS	1.00	$16,887.20	$16,887.20	1.00	0.00	1.00	$0.00	$16,887.20	100.00%	$16,887.20	$0.00	$0.00	$844.36
LS 53.C.3		HBC Support Crew - Tree Relocation (CO #9)	LS	1.00	$3,209.04	$3,209.04	1.00	0.00	1.00	$0.00	$3,209.04	100.00%	$3,209.04	$0.00	$0.00	$160.45
LS.53.4		RELOCATED TREE MAINTENANCE (CO #10)	MO	18.00	$13,074.25	$235,336.50	25.00	1.00	26.00	$13,074.25	$339,930.50	144.44%	$326,856.25	$13,074.25	($104,594.00)	$16,996.53
LS.54	04400	STONE MASONRY WALL (FREE)(ALL HEIGHTS)	LF	726.00	$275.00	$199,650.00	43.78	0.00	43.78	$0.00	$12,039.50	6.03%	$12,039.50	$0.00	$187,610.50	$601.98
LS.55	04400	STONE MASONRY WALL (RET)(ALL WIDTHS/HEIGHTS)	LF	732.00	$475.00	$347,700.00	658.36	0.00	658.36	$0.00	$312,721.00	89.94%	$312,721.00	$0.00	$34,979.00	$15,636.05

Item No.	Specification Reference	Description	Unit of Measure	Estimated Quantity	Unit Price	Contract Amount	Prior Billed Units	Current Units Installed	Total Units Installed	Current Amount Installed	Total Complete	Percent Complete	Prior Billed Amount	Current Period Due	Balance to Finish	Total Retainage 5.00%
LS.56	04400	STONE MASONRY WALL (CAP ONLY) (ALL SIZES)	LF	573.00	$219.02	$125,498.46	0.00	0.00	0.00	$0.00	$0.00	0.00%	$0.00	$0.00	$125,498.46	$0.00
LS.57	15475	LANDSCAPE AMENITY (TY1) - AERATION	EA	2.00	$60,000.00	$120,000.00	0.00	0.00	0.00	$0.00	$0.00	0.00%	$0.00	$0.00	$120,000.00	$0.00
LS.58	16150	LANDSCAPE AMENITY (TY2) - TREE UPLIGHT	EA	24.00	$1,750.00	$42,000.00	0.00	0.00	0.00	$0.00	$0.00	0.00%	$0.00	$0.00	$42,000.00	$0.00
LS.59	16150	LANDSCAPE AMENITY (TY3) - TREE UPLIGHT	EA	22.00	$1,745.00	$38,390.00	0.00	0.00	0.00	$0.00	$0.00	0.00%	$0.00	$0.00	$38,390.00	$0.00
LS.60	16150	LANDSCAPE AMENITY (TY4) - WASHER	EA	35.00	$1,855.00	$64,925.00	0.00	0.00	0.00	$0.00	$0.00	0.00%	$0.00	$0.00	$64,925.00	$0.00
LS.61	16150	LANDSCAPE AMENITY (TY5) - SEASON LIGHT	EA	10.00	$2,230.00	$22,300.00	0.00	0.00	0.00	$0.00	$0.00	0.00%	$0.00	$0.00	$22,300.00	$0.00
LS.62	15900	LANDSCAPE AMENITY (TY6) - WELL PUMP	EA	1.00	$50,000.00	$50,000.00	0.00	0.00	0.00	$0.00	$0.00	0.00%	$0.00	$0.00	$50,000.00	$0.00
LS.63	TxDOT 628	LANDSCAPE AMENITY (TY7) - ELECTRICAL SERVICE	EA	1.00	$22,500.00	$22,500.00	1.00	0.00	1.00	$0.00	$22,500.00	100.00%	$22,500.00	$0.00	$0.00	$1,125.00
LS.64	15800	LANDSCAPE AMENITY (TY8) - IRRIGATION PUMP	EA	1.00	$125,000.00	$125,000.00	0.00	0.00	0.00	$0.00	$0.00	0.00%	$0.00	$0.00	$125,000.00	$0.00
LS.65	TxDOT 628	GENERAL COMPOST	EA	2.00	$7,500.00	$15,000.00	0.00	0.00	0.00	$0.00	$0.00	0.00%	$0.00	$0.00	$15,000.00	$0.00
LS.66	TxDOT 5056	IMPERMEABLE LINER (HDPE)	SY	21,331.00	$21.00	$447,951.00	0.00	0.00	0.00	$0.00	$0.00	0.00%	$0.00	$0.00	$447,951.00	$0.00
LS.66.1	**TxDOT 5056**	**IMPERMEABLE LINER (HDPE) - Steel Batten (CO #8)**	LF	500.00	$63.77	$31,885.00	0.00	0.00	0.00	$0.00	$0.00	0.00%	$0.00	$0.00	$31,885.00	$0.00
POTENTIAL PETROLEUM CONTAMINATED AREA (PPCA) ITEMS																
PPCA.01	COH 02105	PREPARATORY WORK FOR SAMPLING ANALYSIS IN PPCA (IF REQUIRED)	LS	1.00	$5,000.00	$5,000.00	0.00	0.00	0.00	$0.00	$0.00	0.00%	$0.00	$0.00	$5,000.00	$0.00
PPCA.02	**COH 02120**	**TRANSPORTATION AND DISPOSAL OF CONTAMINATED SOIL (CLASS I) (CO #11 - Reduction)**	CY	72.00	$65.00	$4,680.00	72.00	0.00	72.00	$0.00	$4,680.00	100.00%	$4,680.00	$0.00	$0.00	$234.00
PPCA.03	**COH 02120**	**TRANSPORTATION AND DISPOSAL OF CONTAMINATED SOIL (CLASS II) (CO #11 - Reduction)**	CY	0.00	$45.00	$0.00	0.00	0.00	0.00	$0.00	$0.00	#DIV/0!	$0.00	$0.00	$0.00	$0.00
EXTRA UNIT PRICE TABLE																
EX.01	COH 01554	EXTRA INSTALLATION OR REPLACEMENT OF PERMANENT SIGNS (SIGNS, POLES, ANCHORS, AND HARDWARE	EA	50.00	$375.00	$18,750.00	0.00	0.00	0.00	$0.00	$0.00	0.00%	$0.00	$0.00	$18,750.00	$0.00
EX.02	COH 02233	EXTRA CLEARING AND GRUBBING	AC	10.00	$5,000.00	$50,000.00	0.00	0.00	0.00	$0.00	$0.00	0.00%	$0.00	$0.00	$50,000.00	$0.00
EX.03	TxDOT 110	EXTRA EXCAVATION (ROADWAY)	CY	4,000.00	$5.00	$20,000.00	0.00	0.00	0.00	$0.00	$0.00	0.00%	$0.00	$0.00	$20,000.00	$0.00
EX.04	TxDOT 132	EXTRA EMBANKMENT FINAL)(DENS CONT)(TY C)	CY	4,000.00	$2.00	$8,000.00	0.00	0.00	0.00	$0.00	$0.00	0.00%	$0.00	$0.00	$8,000.00	$0.00
EX.05	**TxDOT 260**	**EXTRA LIME(HYD,COM OR QK)(SLRY)OR QK(DRY) (CO #11 - Reduction)**	TON	0.00	$195.00	$0.00	0.00	0.00	0.00	$0.00	$0.00	#DIV/0!	$0.00	$0.00	$0.00	$0.00
EX.06	TxDOT 275	EXTRA CEMENT	TON	100.00	$220.00	$22,000.00	0.00	0.00	0.00	$0.00	$0.00	0.00%	$0.00	$0.00	$22,000.00	$0.00
EX.07	TxDOT 360	EXTRA CONC PVMT (CONT REINF - CRCP) (12")	SY	1,000.00	$97.00	$97,000.00	0.00	0.00	0.00	$0.00	$0.00	0.00%	$0.00	$0.00	$97,000.00	$0.00
EX.08	TxDOT 360	EXTRA CONC PVMT (CONT REINF)(FAST TRK)(15")	SY	500.00	$150.00	$75,000.00	0.00	0.00	0.00	$0.00	$0.00	0.00%	$0.00	$0.00	$75,000.00	$0.00
EX.09	TxDOT 400	EXTRA CEM STABIL BKFL	CY	2,000.00	$43.00	$86,000.00	0.00	0.00	0.00	$0.00	$0.00	0.00%	$0.00	$0.00	$86,000.00	$0.00
EX.10	TxDOT 402	EXTRA TRENCH EXCAVATION PROTECTION	LF	2,000.00	$1.00	$2,000.00	713,678.23	129,219.66	842,897.89	$129,219.66	$842,897.89	42144.89%	$713,678.23	$129,219.66	($840,897.89)	$42,144.89
EX.11	**TxDOT 4500**	**JACK BOR TUN PIPE (STL) (84 IN) (CO #7)**	LF	0.00	$2,480.00	$0.00	0.00	0.00	0.00	$0.00	$0.00	0.00%	$0.00	$0.00	$0.00	$0.00
EX.12	TxDOT 508	EXTRA CONSTRUCTING DETOURS	SY	1,500.00	$85.00	$127,500.00	0.00	0.00	0.00	$0.00	$0.00	0.00%	$0.00	$0.00	$127,500.00	$0.00
EX.13	**TxDOT 529**	**EXTRA CONC CURB (MOD) (CO #11 - Reduction)**	LF	0.00	$9.00	$0.00	0.00	0.00	0.00	$0.00	$0.00	#DIV/0!	$0.00	$0.00	$0.00	$0.00
EX.14	TxDOT 530	EXTRA DRIVEWAYS (CONC)	SY	500.00	$100.00	$50,000.00	229.38	0.00	229.38	$0.00	$22,938.00	45.88%	$22,938.00	$0.00	$27,062.00	$1,146.90
EX.15	**TxDOT 531**	**EXTRA CONC SIDEWALKS (5") (CO #11 - Reduction)**	SY	0.00	$70.00	$0.00	0.00	0.00	0.00	$0.00	$0.00	#DIV/0!	$0.00	$0.00	$0.00	$0.00

COH WBS No.: N-T10000-001-3
TxDOT CSJ: 0912-37-232

Lake Houston Redevelopment Authority Northpark Drive Overpass Project (T-1013)
Monthly Estimate

Item No.	Specification Reference	Description	Unit of Measure	Estimated Quantity	Unit Price	Contract Amount	Prior Billed Units	Current Units Installed	Total Units Installed	Current Amount Installed	Total Complete	Percent Complete	Prior Billed Amount	Current Period Due	Balance to Finish	Total Retainage 5.00%
CASH ALLOWANCE TABLE																
[1]	0	FLOOD PLAIN MANAGEMENT DISTRICT PERMIT	LS	1.00	$3,000.00	$3,000.00	0.00	0.00	0.00	$0.00	$0.00	0.00%	$0.00	$0.00	$3,000.00	$0.00
[2]	0	HCFCD PERMIT FEE & ANNUAL RENEWALS	LS	1.00	$1,000.00	$1,000.00	0.00	0.00	0.00	$0.00	$0.00	0.00%	$0.00	$0.00	$1,000.00	$0.00
[3]	0	RAILROAD FLAGMEN (Refer to Spec UPRR 01572)	LS	1.00	$150,000.00	$150,000.00	1.15	0.00	1.15	$0.00	$171,900.00	114.60%	$171,900.00	$0.00	($21,900.00)	$8,595.00
		RAILROAD FLAGMEN (Refer to Spec UPRR 01572) (CO #7)	DOL	150,000.00	$1.00	$150,000.00	1,168,520.50	0.00	1,168,520.50	$0.00	$1,168,520.50	779.01%	$1,168,520.50	$0.00	($1,018,520.50)	$58,426.03
		Benesch Reporting Invoices	DOL	0.00	$1.00	$0.00	(2,501.79)	0.00	(2,501.79)	$0.00	($2,501.79)	100.00%	($2,501.79)	$0.00	$2,501.79	($125.09)
		Change Order Adjustment for rounding				($7.05)										
[4]	0	MATERIAL ON HAND	DOL	0.00	$1.00	$0.00	935,031.72	-103,008.59	832,023.13	($103,008.59)	$832,023.13		$935,031.72	($103,008.59)		$41,601.16
						$58,043,415.24				$1,702,155.33	$43,460,671.10	74.88%	$41,655,507.18	$1,805,163.92	$14,582,744.15	$2,214,634.71

Texas Department of Transportation
Form 1914
(Rev. 04/14)
Page 1 of 1

CSJ: COH WBS No.: N-T10000-
PROJECT: T-1013
HIGHWAY: Northpark Dr.
COUNTY: Harris

REQUEST FOR PAYMENT OF MATERIALS ON HAND
SUMMARY PAGE

Sheet Totals	Amount
Sheet 1 of 9	236,636.81
Sheet 2 of 9	44,110.00
Sheet 3 of 9	27,335.00
Sheet 4 of 9	204,803.11
Sheet 5 of 9	52,467.00
Sheet 6 of 9	167,784.75
Sheet 7 of 9	32,317.90
Sheet 8 of 9	63,048.56
Sheet 9 of 9	3,520.00
Sheet of	
Total Value:	832,023.13
Less Previous Total Value:	935,031.72
Net Change This Estimate:	- 103,008.59

1. Materials are non-perishable and suitable for incorporation into the work.
2. All materials are stored properly to prevent deterioration, contamination or intermingling of stockpiles.
3. Paid invoices are available for review for any materials that have been presented for payment.
4. All materials are identified and set apart for this project and have not been included in a request for payment on any other Texas Department of Transportation (Department) project.
5. The signatory hereby warrants that they have the authority to execute this request.

I certify that the quantities and values shown on this request for payment are true and correct. The materials are stored on the project site, or in a Department-approved location(s), and meet all requirements of the contract.

Harper Brothers Construction
Contractor

Josh Laney
Name (Print or Type)

Project Manager
Title

Signature 08/19/26
Date

Texas Department of Transportation
Form 1915
(Rev. 04/14)

CSJ: COH WBS No.: N-T10000-001-3
PROJECT: T-1013
HIGHWAY: Northpark Dr.
COUNTY: Harris

REQUEST FOR PAYMENT OF MATERIAL ON HAND

CONTRACTOR Harper Brothers Construction

Estimate Period From 06/11/26 To 07/10/26

[Click on (+) to ADD items (-) to DELETE items]

Item and Description Number (0000-0000)	Material Description and Location	Unit of Meas	Received This Period	Previous Quantity On Hand	Used This Period	Balance On Hand	Unit Price $	Total Installed to Date	Plan Qty	Total Value $
SB.47	RET WALL (MSE) (VERTICAL SCHEME) (SPL) - Panels	SF	0.0000	8,234.2060	3,567.4900	4,666.7160	16.5000	0.0000	17,354.0000	77,000.8140
SB.47	RET WALL (MSE) (VERTICAL SCHEME) (SPL) - Coping - Adjacent to Flume/ Rip Rap 3"	LF	0.0000	60.0000	0.0000	60.0000	44.0000	0.0000	17,354.0000	2,640.0000
SB.47	RET WALL (MSE) (VERTICAL SCHEME) (SPL) - Coping - Adjacent to CP	LF	0.0000	765.0000	0.0000	765.0000	60.0000	0.0000	17,354.0000	45,900.0000
SB.53	SEALED EXPANSION JOINT (4 IN) (SEJ-M)	LF	0.0000	366.0000	0.0000	366.0000	150.0000	0.0000	366.0000	54,900.0000
LS.66	IMPERMEABLE LINER (HDPE)	SY	0.0000	252,000	0.0000	252,000	0.2230	0.0000	21,331.0000	56,196.0000

Sheet Total 236,636.81

"By submitting a request for Material on Hand (MOH) payment, the Contractor expressly authorizes the Texas Department of Transportation (Department) to audit MOH records, and to perform process reviews of the record-keeping system. If the Department determines noncompliance with any of the requirements of the contract, the Department may exclude payment for any or all MOH for the duration of the Contract":

Signature of Contractor Authorized Representative: _____ **Date:** 08/19/26

Item and Description Number (0000-0000)	Material Description	Unit of Meas	Received This Period	Previous Quantity On Hand	Used This Period	Balance On Hand	Unit Price $	Total Installed to Date	Plan Qty	Total Value $
SW.17	CONC BOX CULV (8 FT X 5 FT)	LF	0.0000	0.0000	0.0000	0.0000	588.6000	155.0000	155.0000	0.0000
TS.37	ITS CABINET	EA	0.0000	1.0000	0.0000	1.0000	25,500.0000	0.0000	2.0000	25,500.0000
TS.38	2070 CONTROLLER UNIT	EA	0.0000	1.0000	0.0000	1.0000	2,375.0000	0.0000	2.0000	2,375.0000
TS.39	UNINTERRUPTIBLE POWER SUPPLY (UPS) SYS TRF SIG CAB	EA	0.0000	1.0000	0.0000	1.0000	5,500.0000	0.0000	2.0000	5,500.0000
TS.41	GPS SERIAL COMM	EA	0.0000	1.0000	0.0000	1.0000	440.0000	0.0000	2.0000	440.0000
TS.01	INS TRF SIG PL AM(S)1 ARM(30')	EA	0.0000	0.0000	0.0000	0.0000	7,700.0000	1.0000	1.0000	0.0000
TS.02	INS TRF SIG PL AM(S)1 ARM(35')LUM	EA	0.0000	0.0000	0.0000	0.0000	10,040.0000	0.0000	1.0000	0.0000
TS.03	INS TRF SIG PL AM(S)1 ARM(45')	EA	0.0000	2.0000	1.0000	1.0000	10,295.0000	0.0000	2.0000	10,295.0000
TS.04	INS TRF SIG PL AM(S)1 ARM(45')LUM	EA	0.0000	0.0000	0.0000	0.0000	11,745.0000	0.2300	1.0000	0.0000

Delete this Page

Sheet Total 44,110.00

Item and Description Number (0000-0000)	Material Description	Unit of Meas	Received This Period	Previous Quantity On Hand	Used This Period	Balance On Hand	Unit Price $	Total Installed to Date	Plan Qty	Total Value $
TS.05	INS TRF SIG PL AM(S)1 ARM(50')LUM	EA	0.0000	2.0000	2.0000	0.0000	12,085.0000	0.0000	2.0000	0.0000
TS.06	INS TRF SIG PL AM(S)1 ARM(55')LUM	EA	0.0000	0.0000	0.0000	0.0000	12,310.0000	1.2600	2.0000	0.0000
TS.07	PED POLE ASSEMBLY 15'	EA	0.0000	4.0000	0.0000	4.0000	1,200.0000	15.0000	28.0000	4,800.0000
TS.07	PED POLE ASSEMBLY 20' PER PLANS	EA	0.0000	1.0000	0.0000	1.0000	1,335.0000	0.0000	1.0000	1,335.0000
SL.02	150W EQ LED FIXTURE ONLY	EA	0.0000	18.0000	0.0000	18.0000	210.0000	0.0000	18.0000	3,780.0000
SL.03	250W EQ LED FIXTURE ONLY	EA	0.0000	31.0000	9.0000	22.0000	260.0000	0.0000	54.0000	5,720.0000
SL.04	250W EQ LED FIXTURE ONLY	EA	0.0000	3.0000	0.0000	3.0000	260.0000	0.0000	3.0000	780.0000
SL.05	250W EQ LED FIXTURE ONLY	EA	0.0000	36.0000	0.0000	36.0000	260.0000	0.0000	18.0000	9,360.0000
SL.08	250W EQ LED FIXTURE ONLY	EA	0.0000	6.0000	0.0000	6.0000	260.0000	0.0000	6.0000	1,560.0000

Delete this Page

Sheet Total 27,335.00

Item and Description Number (0000-0000)	Material Description	Unit of Meas	Received This Period	Previous Quantity On Hand	Used This Period	Balance On Hand	Unit Price $	Total Installed to Date	Plan Qty	Total Value $
SL.03	IN RD IL (TY SA) 40T-10 (250W EQ) LED - Pole	EA	0.0000	19.0000	0.0000	19.0000	3,039.9200	0.0000	54.0000	57,758.4800
SL.05	IN RD IL (TY AL) (SPECIAL) 40B-8-4 (250W EQ) LED - Anchor Bolts	EA	0.0000	18.0000	0.0000	18.0000	367.0000	0.0000	18.0000	6,606.0000
SL.03	IN RD IL (TY SA) 40T-10 (250W EQ) LED - Anchor Bolts	EA	0.0000	51.0000	0.0000	51.0000	160.0000	3.0000	54.0000	8,160.0000
SL.04	IN RD IL (TY SA) 40T-12 (250W EQ) LED - Anchor Bolts	EA	0.0000	3.0000	0.0000	3.0000	160.0000	0.0000	3.0000	480.0000
SL.03	IN RD IL (TY SA) 40T-10 (250W EQ) LED - Pole	EA	0.0000	10.0000	0.0000	10.0000	3,039.9200	0.0000	54.0000	30,399.2000
SL.04	IN RD IL (TY SA) 40T-12 (250W EQ) LED - Pole	EA	0.0000	2.0000	0.0000	2.0000	3,039.9200	0.0000	3.0000	6,079.8400
SL.05	IN RD IL (TY AL) (SPECIAL) 40B-8-4 (250W EQ) LED - Pole	EA	0.0000	18.0000	0.0000	18.0000	3,039.9200	0.0000	18.0000	54,718.5600
SW.43.1	JACK BOR TUN PIPE (STL) (2-60 IN) - 60" Casing	LF	0.0000	0.0000	0.0000	0.0000	580.0000	0.0000	256.0000	0.0000
LS.13	IRRIGATION SYSTEM (TY 1) - Pump	EA	0.0000	1.0000	0.0000	1.0000	40,601.0300	0.0000	1.0000	40,601.0300

Delete this Page

Sheet Total 204,803.11

Item and Description Number (0000-0000)	Material Description	Unit of Meas	Received This Period	Previous Quantity On Hand	Used This Period	Balance On Hand	Unit Price $	Total Installed to Date	Plan Qty	Total Value $
LS.63	LANDSCAPE AMENITY (TY7) - ELECTRICAL SERVICE - MB Panel	EA	0.0000	0.5000	0.0000	0.5000	1,109.7300	0.0000	1.0000	554.8650
LS.63	LANDSCAPE AMENITY (TY7) - ELECTRICAL SERVICE - MB Panel	EA	0.0000	0.5000	0.0000	0.5000	1,882.0000	0.0000	1.0000	941.0000
LS.63	LANDSCAPE AMENITY (TY7) - ELECTRICAL SERVICE - Control Cabinent	EA	0.0000	0.5000	0.0000	0.5000	3,988.0000	0.0000	1.0000	1,994.0000
LS.63	LANDSCAPE AMENITY (TY7) - ELECTRICAL SERVICE - Safety Switch	EA	0.0000	0.5000	0.0000	0.5000	1,108.2700	0.0000	1.0000	554.1350
LS.63	LANDSCAPE AMENITY (TY7) - ELECTRICAL SERVICE - Panel Board 44H	EA	0.0000	0.5000	0.0000	0.5000	700.0000	0.0000	1.0000	350.0000
LS.63	LANDSCAPE AMENITY (TY7) - ELECTRICAL SERVICE - Panel Board 38H	EA	0.0000	5.0000	0.0000	5.0000	600.0000	0.0000	1.0000	3,000.0000
LS.59	LANDSCAPE AMENITY (TY3) - TREE UPLIGHT	EA	0.0000	22.0000	0.0000	22.0000	959.0000	0.0000	22.0000	21,098.0000
LS.58	LANDSCAPE AMENITY (TY2) - TREE UPLIGHT	EA	0.0000	14.0000	0.0000	14.0000	959.0000	0.0000	14.0000	13,426.0000
LS.61	LANDSCAPE AMENITY (TY5) - SEASON LIGHT	EA	0.0000	11.0000	0.0000	11.0000	959.0000	0.0000	11.0000	10,549.0000

Delete this Page

Sheet Total 52,467.00

Item and Description Number (0000-0000)	Material Description	Unit of Meas	Received This Period	Previous Quantity On Hand	Used This Period	Balance On Hand	Unit Price $	Total Installed to Date	Plan Qty	Total Value $
LS.60	LANDSCAPE AMENITY (TY4) - WASHER	EA	0.0000	21.0000	0.0000	21.0000	959.0000	0.0000	21.0000	20,139.0000
TS.26	LED PED SIG HEAD ASSEMBLY (SYM) (COUNTDOWN) Heads	EA	0.0000	18.0000	0.0000	18.0000	335.0000	14.0000	32.0000	6,030.0000
TS.40	PED DETECT PUSH BUTTON (APS) Heads	EA	0.0000	26.0000	0.0000	26.0000	550.0000	0.0000	30.0000	14,300.0000
TS.26	LED PED SIG HEAD ASSEMBLY (SYM) (COUNTDOWN) Controller	EA	0.0000	2.0000	0.0000	2.0000	2,900.0000	0.0000	32.0000	5,800.0000
TS.40	PED DETECT PUSH BUTTON (APS) Controller	EA	0.0000	1.0000	0.0000	1.0000	2,900.0000	0.0000	30.0000	2,900.0000
SB.46	REINF CONC SLAB - Precast Panels	SF	2,006.4000	13,572.9000	0.0000	15,579.3000	6.6100	0.0000	83,058	102,979.1730
INT.14	ITS GND BOX(PCAST) TY 1 (243636)W/APRN	EA	0.0000	5.0000	0.0000	5.0000	2,400.0000	9.7500	21.0000	12,000.0000
INT.01	CONDT (PVC) (SCH 40) (3") (CONC ENCSE)	LF	0.0000	490.0000	0.0000	490.0000	7.2000	1,830	2,320	3,528.0000
INT.02	CONDT (PVC) (SCH 80) (2")	LF	0.0000	89.0000	0.0000	89.0000	1.2200	0.0000	89.0000	108.5800

Delete this Page

Sheet Total 167,784.75

Item and Description Number (0000-0000)	Material Description	Unit of Meas	Received This Period	Previous Quantity On Hand	Used This Period	Balance On Hand	Unit Price $	Total Installed to Date	Plan Qty	Total Value $
INT.03	CONDT (PVC) (SCH 80) (2") (BORE)	LF	42.0000	0.0000	0.0000	42.0000	1.2200	595.0000	42.0000	51.2400
SL.07	CONDT (PVC) (SCH 80) (2")	LF	0.0000	10,998.0000	0.0000	10,998.0000	1.2200	1,840	13,429	13,417.5600
SL.08	CONDT (PVC) (SCH 80) (2") (BORE)	LF	0.0000	0.0000	0.0000	0.0000	1.2200	1,715	2,225	0.0000
INT.04	CONDT (PVC) (SCH 80) (3") (BORE)	LF	0.0000	1,649.0000	0.0000	1,649.0000	2.3000	2,331	3,561	3,792.7000
INT.12	ITS MULTI-DUCT CND (PVC-80)(BORE)	LF	0.0000	1,369.0000	0.0000	1,369.0000	8.2000	2,331	3,561	11,225.8000
INT.01	CONDT (PVC) (SCH 40) (3") (CONC ENCSE)	LF	0.0000	490.0000	0.0000	490.0000	1.7100	1,830	2,320	837.9000
INT.11	ITS MULTI-DUCT CND (PVC-40)(CONC ENCSE)	LF	0.0000	130.0000	0.0000	130.0000	3.9800	1,830	2,320	517.4000
TS.16	2" PVC SCH.80 UNDER PAVEMENT, BORE	LF	0.0000	945.0000	0.0000	945.0000	1.2200	0.0000	1,105	1,152.9000
TS.31	3/C-#14 AWG SOLID CABLE	LF	0.0000	2,755.0000	0.0000	2,755.0000	0.4800	0.0000	8,835	1,322.4000

Delete this Page

Sheet Total 32,317.90

Item and Description Number (0000-0000)	Material Description	Unit of Meas	Received This Period	Previous Quantity On Hand	Used This Period	Balance On Hand	Unit Price $	Total Installed to Date	Plan Qty	Total Value $
TS.33	5/C-#14 AWG SOLID CABLE	LF	0.0000	2,845.0000	0.0000	2,845.0000	0.7550	0.0000	8,815	2,147.9750
TS.34	7/C-#14 AWG SOLID CABLE	LF	0.0000	2,000.0000	0.0000	2,000.0000	1.1200	0.0000	9,170	2,240.0000
INT.13	ITS MULTI-DUCT CND (RMC)	LF	0.0000	727.0000	0.0000	727.0000	54.5000	0.0000	727.0000	39,621.5000
SL.01.1	LUMINAIRE SPREAD FOOTING (CO #10) - Reinforcing Steel	EA	0.0000	5,339.0000	0.0000	5,339.0000	0.7200	0.0000	0.0000	3,844.0800
TS.22	3-SEC SIGNAL HEAD ASSEMBLY COMPLETE	EA	6.0000	0.0000	0.0000	6.0000	655.0000	0.0000	6.0000	3,930.0000
TS.22	3-SEC SIGNAL HEAD ASSEMBLY COMPLETE	EA	0.0000	7.0000	0.0000	7.0000	570.0000	0.0000	14.0000	3,990.0000
TS.22	3-SEC SIGNAL HEAD ASSEMBLY COMPLETE	EA	2.0000	0.0000	0.0000	2.0000	495.0000	0.0000	2.0000	990.0000
TS.22	3-SEC SIGNAL HEAD ASSEMBLY COMPLETE	EA	3.0000	0.0000	0.0000	3.0000	575.0000	0.0000	3.0000	1,725.0000
TS.22	3-SEC SIGNAL HEAD ASSEMBLY COMPLETE	EA	8.0000	0.0000	0.0000	8.0000	570.0000	0.0000	8.0000	4,560.0000

Delete this Page

Sheet Total 63,048.56

Item and Description Number (0000-0000)	Material Description	Unit of Meas	Received This Period	Previous Quantity On Hand	Used This Period	Balance On Hand	Unit Price $	Total Installed to Date	Plan Qty	Total Value $
TS.23	4-SEC SIGNAL HEAD ASSEMBLY COMPLETE	EA	0.0000	0.0000	0.0000	0.0000	750.0000	0.0000	1.0000	0.0000
TS.23	4-SEC SIGNAL HEAD ASSEMBLY COMPLETE	EA	0.0000	0.0000	0.0000	0.0000	700.0000	0.0000	1.0000	0.0000
TS.24	5-SEC SIGNAL HEAD ASSEMBLY COMPLETE	EA	0.0000	0.0000	0.0000	0.0000	820.0000	0.0000	1.0000	0.0000
TS.25	LOUVER (12") (ADJUSTABLE)	EA	0.0000	16.0000	0.0000	16.0000	220.0000	0.0000	16.0000	3,520.0000

Grand Total 832,023.13 **Sheet Total** 3,520.00

"By submitting a request for Material on Hand (MOH) payment, the Contractor expressly authorizes the Texas Department of Transportation (Department) to audit MOH records, and to perform process reviews of the record-keeping system. If the Department determines noncompliance with any of the requirements of the contract, the Department may exclude payment for any or all MOH for the duration of the Contract":

Signature of Contractor Authorized Representative: _____ **Date:** 08/19/26

COH WBS No.: N-T10000-001-3
TxDOT CSJ: 0912-37-232

Lake Houston Redevelopment Authority North Park Drive Overpass Project (T-1013)
MBE Participation Summary

NAICS	Business	Type	Amount	Percent Bid	Period	To date	To date Percent	Description of Participation
	Harper Brothers Construction		**$58,043,415.24**		**$1,702,155.33**	**$43,460,671.10**	**74.88%**	
425120	KMA Contractors Services Inc.	WBE	$3,659,449.00	6.30%	$0.00	$ 3,946,922.00	107.9%	Photos, supply RCB
238120	Mesa Rod Busters Inc	MBE	$422,000.00	0.73%	$12,110.72	$ 316,099.02	74.9%	Install rebar
238110	Perez Construction Co.	MBE	$105,000.00	0.18%	$7,875.00	$ 63,273.00	60.3%	Slipform curb
484220	R. Ortiz Trucking	MBE	$1,630,500.00	2.81%	$0.00	$ 97,467.50	6.0%	Trucking
238110	J B Pinnacle Group, LL	DBE	$2,556,250.00	4.40%	$0.00	$ 148,991.46	5.8%	Flatwork (DRWYS, SDWK)
237310	Traffic Signs & Lines, LLC	DBE	$385,000.00	0.66%	$8,235.53	$ 255,918.42	66.5%	Barricades, PVMT MKs
332312	Ray's Threading & Fabrication LLC	MBE	$86,000.00	0.15%	$0.00	$ 166,837.50	194.0%	Supply multi-piece tiebars
237310	Primate Construction, LP	DBE	$82,500.00	0.14%	$0.00	$ 34,939.16	42.4%	Demo saw cut, saw & seal CONC PVMT
237310	Willow City Sign & Rail, Inc	WBE	$75,000.00	0.13%	$0.00		0.0%	CCA, MBGF
237310	GMJ Paving Company LLC	MBE	$2,225,000.00	3.83%	$0.00	$ 1,755,214.87	78.9%	Asphalt paving (detour/bond breaker)
	Additional MBE Firms							
327999	Tricon Precast	MBE			$0.00	$ 312,835.03		Supply RE Wall Panels, CTB
484220	Canales Trucking Inc.	MBE			$14,040.00	$ 1,197,101.00		Trucking
327320	Texas Concrete Enterprise Ready Mix, Inc.	MBE			$84,134.00	$ 2,115,182.80		Ready Mix Concrete (backup supplier)
332999	Steel Effects	WBE			$0.00	$ 3,250.00		Supply WFB
541690	Safety Cop LLC (TxDOT)	DBE			$0.00	$100,856.50		Law Enforcement
237310	Moran Construction LLC	MBE			$74,605.40	$ 1,282,233.39		Flatwork (DRWYS, SDWK)
				19.34%		$11,797,121.65		

To Date Particpation	20.32%
Project Goal	20.00%

Josh Laney
8/21/2026

HEADLIGHT®

DAILY CONSTRUCTION REPORT
Northpark Drive Overpass
Saturday, July 11th 2026

WEATHER

Date	Time	Conditions	Temperature	Wind	Humidity	Description
07/11/2026	7:53 AM	Partly Cloudy	78.0°F	2 mph	91%	
07/11/2026	12:44 PM	Rain	88.0°F	4 mph	75%	

TRAFFIC CONTROL

EROSION CONTROL

EQUIPMENT

Equipment Type	Amount	Operating Hours
Harper Brothers Construction		
Sheep's foot roller	1	7
Flat Wheel Roller	1	7
Track hoe	1	7
1/2 Ton Truck Pickup	1	7
¾ Ton Truck Pickup	1	7
Skid steer	1	7
Backhoe	1	7
3/4 ton truck pickup	1	7
Wheel Loader	2	7
Track hoe	1	7
Masa rod busters		
¾ Ton Truck Pickup	1	6
Geotest		
1/2 Ton Truck Pickup	1	6

PERSONNEL

Trade	Count	Hours
Masa rod busters		
Worker	4	6
Harper Brothers Construction		
Superintendent	1	10
Worker	15	7
Operator	6	7
Foreman	3	7
Geotest		
Worker	1	6

WORK ITEMS

Bid Item	Units	Quantity	From Sta.	From Off.	To Sta.	To Off.	Remarks
Harper Brothers Construction							
LS.31 - TxDOT 400 - STABILIZATION SHELF (POND)	CY	99.3	13+25	RT	13+25	RT	335' x 16' x 0.5' = 2680sf / 27 = 99.26CY

DIARY

10:36 AM **Harper Brothers Construction** **Northpark Drive** Harper Brothers Construction Rodrigo's crew (retaining walls) Crew finished setting formwork and poured 10cy of class C concrete for the retaining wall 3 leveling pad Juan-Carlos' crew (paving) Crew stripped forms from yesterday's fast track pour and began resetting for the adjacent southbound lane at Loop 494 and North Park Lalo's crew (pond stabilization) Crew placed 5% cement stabilized sand in a 6" lift at the south pond **2 crew on site saw cutting contraction joints at the east bridge header

10:37 AM **Geotest** **Masa rod busters** **Northpark Drive** Subcontractors: GeoTest (materials testing) Technician ran densities on cement stabilized sand at the south pond and obtained passing results Mesa Rodbusters (rebar cages) On site tying 30" rebar cages for abutment 1

MEDIA

Go view the full size image

Mesa Rodbusters tying abutment 1 drillshaft cages 8:41 am 07/11/2026

Latitude: 30.06889139, Longitude: -95.24380017

Masa rod busters | Northpark Drive

Go view the full size image

HBC excavating the south pond ahead of cement stabilization 8:45 am 07/11/2026

Latitude: 30.06912262, Longitude: -95.24505979

Harper Brothers Construction | Northpark Drive

Go view the full size image

HBC setting formwork for the RTW3 leveling pad 8:50 am 07/11/2026

Latitude: 30.06897359, Longitude: -95.24234294

Harper Brothers Construction | Northpark Drive

Go view the full size image

HBC beginning 15" fast track prep at Loop 494 southbound/NP Dr 9:01 am 07/11/2026

Latitude: 30.06836688, Longitude: -95.24256898

Harper Brothers Construction | Northpark Drive

Go view the full size image

HBC placing 5% CSS at pond 2 10:35 am 07/11/2026

Latitude: 30.06963714, Longitude: -95.21301505

Harper Brothers Construction | Northpark Drive

Go view the full size image

HBC poured class C concrete for the RTW3 leveling pad 11:21 am 07/11/2026

Latitude: 30.06864171, Longitude: -95.24240728

Harper Brothers Construction | Northpark Drive

Go view the full size image

HBC set and backfilled formwork for Tuesday's fast track pour 11:27 am 07/11/2026

Latitude: 30.06848521, Longitude: -95.24177841

Harper Brothers Construction | Loop 494

Project Inspector Signature	Date
Anthony Andreotti	July 22, 2026
Reviewer Signature	**Date**
Tommy Artz	August 24, 2026

HEADLIGHT

DAILY CONSTRUCTION REPORT
Northpark Drive Overpass
Tuesday, July 14th 2026

WEATHER

Date	Time	Conditions	Temperature	Wind	Humidity	Description
07/14/2026	7:12 AM	Rain Heavy	74.0°F	1 mph	75%	

TRAFFIC CONTROL

EROSION CONTROL

EQUIPMENT

No Equipment Onsite

PERSONNEL

No Personnel Onsite

WORK ITEMS

Bid Item	Units	Quantity	From Sta.	From Off.	To Sta.	To Off.	Remarks
Third Coast Services							
TS.05 - COH 02582 - INS TRF SIG PL AM(S)1 ARM(50')LUM	EA	1.5	405+40	LT	405+80	LT	Poles D and E at Loop 494 and NP Dr

DIARY

09:06 AM **Harper Brothers Construction** **Northpark Drive** No work on project due to inclement weather.

Project Inspector Signature	Date
Anthony Andreotti	July 16, 2026
Reviewer Signature	**Date**
Tommy Artz	August 24, 2026

HEADLIGHT

DAILY CONSTRUCTION REPORT
Northpark Drive Overpass
Thursday, July 16th 2026

WEATHER

Date	Time	Conditions	Temperature	Wind	Humidity	Description
07/16/2026	7:37 AM	Overcast	76.0°F	3 mph	96%	
07/16/2026	4:08 PM	Few Clouds	96.0°F	5 mph	82%	

TRAFFIC CONTROL

EROSION CONTROL

EQUIPMENT

Equipment Type	Amount	Operating Hours
Harper Brothers Construction		
1/2 Ton Truck Pickup	1	10
Track hoe	1	10
Bulldozer 6ft	1	10
Wheel Loader	2	10
Track hoe	1	10
3/4 ton truck pickup	1	10

PERSONNEL

Trade	Count	Hours
Harper Brothers Construction		
Superintendent	1	10
Worker	15	10
Operator	6	10
Foreman	3	10

WORK ITEMS

Bid Item	Units	Quantity	From Sta.	From Off.	To Sta.	To Off.	Remarks
Harper Brothers Construction							
SB.71 - TxDOT 556 - PIPE UNDERDRAINS (TY 1) (6")	LF	300.0	10+00	46RT	13+00	46RT	Retaining wall 1 underdrain

DIARY

01:23 PM **Harper Brothers Construction** **Northpark Drive** Harper Brothers Construction Lalo's crew (pond stabilization) Crew desilted and consolidated embankment spoils at the south pond ahead of further cement stabilization Rodrigo's crew (retaining walls) Crew demucked west bridge header leveling pads following yesterday's weather, cleaned up work area around drillshaft operations and slurry tanks, and began setting MSE panels for retaining wall 1

MEDIA

Go view the full size image

HBC desilting the south pond 11:24 am 07/16/2026

Latitude: 30.06887918, Longitude: -95.24518941

Harper Brothers Construction | Northpark Drive

Go view the full size image

HBC demucking around RTW1 and 3 leveling pads 11:32 am 07/16/2026

Latitude: 30.06855061, Longitude: -95.24286448

Harper Brothers Construction | Northpark Drive

Go view the full size image

HBC welding tie bars for tomorrow's fast track pour at Loop 494/NP Dr 2:46 pm 07/16/2026

Latitude: 30.06847208, Longitude: -95.24175478

Harper Brothers Construction | Northpark Drive

Go view the full size image

Excavation operations continuing at pond 2 3:13 pm 07/16/2026

Latitude: 30.06765625, Longitude: -95.24485814

Harper Brothers Construction | Northpark Drive

Project Inspector Signature Anthony Andreotti	Date July 22, 2026
Reviewer Signature Tommy Artz	Date August 24, 2026

HEADLIGHT

DAILY CONSTRUCTION REPORT
Northpark Drive Overpass
Friday, July 17th 2026

WEATHER

Date	Time	Conditions	Temperature	Wind	Humidity	Description
07/17/2026	7:48 AM	Clear	78.0°F	4 mph	73%	
07/17/2026	4:06 PM	Few Clouds	96.0°F	5 mph	82%	

TRAFFIC CONTROL

EROSION CONTROL

EQUIPMENT

Equipment Type	Amount	Operating Hours
Harper Brothers Construction		
Concrete Screed	1	6
¾ Ton Truck Pickup	2	10
Skid steer	1	10
Backhoe	1	10
1/2 Ton Truck Pickup	1	10
Bulldozer 6ft	1	10
Wheel Loader	2	10
Track hoe	1	10
Track hoe	1	10
Geotest		
1/2 Ton Truck Pickup	1	6

PERSONNEL

Trade	Count	Hours
Harper Brothers Construction		
Superintendent	1	10
Worker	15	10
Operator	6	10
Foreman	3	10
Geotest		
Worker	1	6

WORK ITEMS

Bid Item	Units	Quantity	From Sta.	From Off.	To Sta.	To Off.	Remarks
Harper Brothers Construction							
WM.18 - COH 02520 - REMOVE AND SALVAGE EXISTING FIRE HYDRANT	EA	1.0	44+00	LT	44+00	LT	Removal of existing hydrant assembly in front of NextCare Urgent Care
SB.71 - TxDOT 556 - PIPE UNDERDRAINS (TY 1) (6")	LF	75.0	10+00	46LT	10+75	46LT	Retaining wall 2 underdrain
WM.17 - COH 02520 - FIRE HYDRANT ASSEMBLY, ALL DEPTHS, INCLUDING 6-INCH DIAMETER GATE VALVE AND BOX	EA	1.0	44+00	LT	44+00	LT	Install new hydrant assembly in front of NextCare Urgent Care
SB.39 - TxDOT 360 - CONC PVMT (CONT REINF)(FAST TRK)(15")	SY	166.1	405+88	CL	406+96	20LT	115' x 13' = 1495sf / 9 = 166.11SY
WM.16 - COH 02520 - 6-INCH DIAMETER FIRE HYDRANT BRANCH BY OPEN CUT	LF	6.0	44+00	LT	44+00	LT	Hydrant branch

DIARY

02:10 PM **Harper Brothers Construction** **Northpark Drive** Harper Brothers Construction Juan-Carlos' crew (paving) Crew poured, finished, and cured 80cy of high early strength concrete for the Loop 494 southbound travel lanes at North Park Dr for a total of 163.22SY Lalo's crew (pond stabilization) Crew consolidated and hauled off embankment spoils at the south pond ahead of 6" cement stabilization scheduled for tomorrow Juan V's crew (storm drain) Crew worked along North Park westbound adjusting and bringing various fire hydrants to grade within the 5" side path

02:15 PM **Geotest** **Northpark Drive** Subcontractors; GeoTest (materials testing) Technician sampled class HES concrete and made one set of cylinders

MEDIA

Go view the full size image

HES beginning for Loop 494 southbound at NP Dr 9:24 am 07/17/2026

Latitude: 30.068479, Longitude: -95.2415249

Harper Brothers Construction | Northpark Drive

Go view the full size image

HBCF placing bentonite slurry in abutment 1 shaft 11 9:28 am 07/17/2026

Latitude: 30.06848242, Longitude: -95.24232955

Harper Brothers Construction | Northpark Drive

Go view the full size image

GeoTest casting cylinders on HES concrete 10:27 am 07/17/2026

Latitude: 30.06862545, Longitude: -95.24147194

Geotest | Northpark Drive

Go view the full size image

Sync Conflict: Image conflict: GeoTest casting cylinders on HES concrete 11:13 am 07/17/2026

Latitude: 30.06862545, Longitude: -95.24147194

Geotest | Northpark Drive

Go view the full size image

Last load of HES pouring at Loop 494/NP Dr 11:13 am 07/17/2026

Latitude: 30.06850492, Longitude: -95.24170033

Harper Brothers Construction | Loop 494

Go view the full size image

HBC grading out pond 2 ahead of tomorrow's CSS placement 11:42 am 07/17/2026

Latitude: 30.06893726, Longitude: -95.24511226

Harper Brothers Construction | Northpark Drive

Go view the full size image

HBC relocating hydrant in front of NextCare due to SUP conflict 2:35 pm 07/17/2026

Latitude: 30.06864465, Longitude: -95.23537582

Harper Brothers Construction | Northpark Drive

Go view the full size image

Excavation continuing at the south pond 2:55 pm 07/17/2026

Latitude: 30.06893639, Longitude: -95.24511713

Harper Brothers Construction | Northpark Drive

Project Inspector Signature Anthony Andreotti	Date September 1, 2026
Reviewer Signature Tommy Artz	Date September 1, 2026

HEADLIGHT

DAILY CONSTRUCTION REPORT
Northpark Drive Overpass
Friday, July 17th 2026

WEATHER

TRAFFIC CONTROL

EROSION CONTROL

EQUIPMENT

No Equipment Onsite

PERSONNEL

No Personnel Onsite

WORK ITEMS

Bid Item	Units	Quantity	From Sta.	From Off.	To Sta.	To Off.	Remarks
Harper Brothers Construction							
SB.41 - TxDOT 416 - DRILL SHAFT (36 IN)	LF	93.0	24+89	RT	24+89	RT	Pour 36" shafts 31' deep #11 , 9 and 7

DIARY

07:43 AM *Image* — Working on wall 1.

07:44 AM Wall crew working on wall 1. Drilling 36" shafts on abut 1 , drilled and poured 36" shafts 11 , 9 and 7 31' each.Pour paving on SB 494. Third Coast directional bore for conduit across Northpark at 39+50

07:45 AM *Image* — HB Farmer drilling 36" shafts on abut 1.

12:39 PM *Image* — Third Coast boring for conduit across Northpark at 39+50

12:59 PM *Image* — Existing Sanitary MH in wall 1 reinforced area ar 10+64.. 24" inside diameter.

03:20 PM *Image* — HB Farmer pouring 36" drill shaft #11 at abut 1

MEDIA

Go view the full size image

New Image 7:43 am 07/17/2026

Latitude: 30.06873403, Longitude: -95.24279736

Working on wall 1.

Go view the full size image

New Image 7:45 am 07/17/2026

Latitude: 30.06869619, Longitude: -95.24265318

HB Farmer drilling 36" shafts on abut 1.

Go view the full size image

New Image 12:39 pm 07/17/2026

Latitude: 30.0684657, Longitude: -95.23781097

Third Coast boring for conduit across Northpark at 39+50

Go view the full size image

New Image 12:59 pm 07/17/2026

Latitude: 30.06860195, Longitude: -95.24290536

Existing Sanitary MH in wall 1 reinforced area ar 10+64.. 24" inside diameter.

Go view the full size image

New Image 3:20 pm 07/17/2026

Latitude: 30.06858268, Longitude: -85.24211

HB Farmer pouring 36" drill shaft #11 at abut 1

Project Inspector Signature James McCracken	Date August 11, 2026
Reviewer Signature Tommy Artz	Date August 24, 2026

HEADLIGHT

DAILY CONSTRUCTION REPORT
Northpark Drive Overpass
Saturday, July 18th 2026

WEATHER

Date	Time	Conditions	Temperature	Wind	Humidity	Description
07/18/2026	7:52 AM	Clear	78.0°F	1 mph	84%	
07/18/2026	12:47 PM	Few Clouds	91.0°F	5 mph	75%	

TRAFFIC CONTROL

EROSION CONTROL

EQUIPMENT

Equipment Type	Amount	Operating Hours
Harper Brothers Construction		
Sheep's foot roller	1	7
Flat Wheel Roller	1	7
1/2 Ton Truck Pickup	1	7
Wheel Loader	2	7
Track hoe	1	7
Bulldozer 6ft	1	7
Geotest		
1/2 Ton Truck Pickup	1	6

PERSONNEL

Trade	Count	Hours
Harper Brothers Construction		
Superintendent	1	10
Worker	4	7
Operator	2	7
Foreman	1	7
Geotest		
Worker	1	6

WORK ITEMS

Bid Item	Units	Quantity	From Sta.	From Off.	To Sta.	To Off.	Remarks
Harper Brothers Construction							
LS.31 - TxDOT 400 - STABILIZATION SHELF (POND)	CY	90.3	13+25	RT	13+25	RT	325' x 15' x 0.5' = 2437.5 / 27 = 90.28CY

DIARY

11:19 AM **Harper Brothers Construction** **Northpark Drive** Harper Brothers Construction Lalo's crew (pond stabilization) Crew placed 5% cement stabilized sand in a 6" lift at the south pond

11:19 AM **Geotest** **Northpark Drive** Subcontractors: GeoTest (materials testing) Technician ran densities on cement stabilized sand at the south pond and obtained passing results

MEDIA

Go view the full size image

HBC hauling embankment spoils from pond 2 7:55 am 07/18/2026

Latitude: 30.06856971, Longitude: -95.2446137

Harper Brothers Construction | Northpark Drive

Go view the full size image

HBC placing 5% CSS at the south pond 9:36 am 07/18/2026

Latitude: 30.06899874, Longitude: -95.24510141

Harper Brothers Construction | Northpark Drive

Go view the full size image

HBC spreading and compacting CSS at pond 2 11:17 am 07/18/2026

Latitude: 30.06869707, Longitude: -95.24606075

Harper Brothers Construction | Northpark Drive

Project Inspector Signature	Date
Anthony Andreotti	July 22, 2026
Reviewer Signature	**Date**
Tommy Artz	August 24, 2026

HEADLIGHT

DAILY CONSTRUCTION REPORT
Northpark Drive Overpass
Monday, July 20th 2026

WEATHER

TRAFFIC CONTROL

EROSION CONTROL

EQUIPMENT

No Equipment Onsite

PERSONNEL

No Personnel Onsite

WORK ITEMS

Bid Item	Units	Quantity	From Sta.	From Off.	To Sta.	To Off.	Remarks
Harper Brothers Construction							
SB.41 - TxDOT 416 - DRILL SHAFT (36 IN)	LF	93.0	24+89	RT	24+89	RT	Pour 36" abut 1 drill shafts 10,8 and 6

DIARY

07:38 AM *Image* — Drilling 36" drill shafts on abut 1

10:48 AM *Image* — Excavating south pond

10:51 AM *Image* — Setting panels on wall 1.

12:43 PM *Image* — Pipe crew adjusting fire hydrants and valve stacks

12:45 PM HB Farmer drill and pour 36" drill shafts on abut 1. Excavating south pond for stb. sand. Pipe crew adjusting fire hydrants. Setting wall panels for wall 1.

MEDIA

Go view the full size image

New Image 7:38 am 07/20/2026

Latitude: 30.06886306, Longitude: -95.2423393

Drilling 36" drill shafts on abut 1

Go view the full size image

New Image 10:48 am 07/20/2026

Latitude: 30.06893463, Longitude: -95.245077

Excavating south pond

Go view the full size image

New Image 10:51 am 07/20/2026

Latitude: 30.06902036, Longitude: -95.24375673

Setting panels on wall 1.

Go view the full size image

New Image 12:43 pm 07/20/2026

Latitude: 30.06861578, Longitude: -95.2308146

Pipe crew adjusting fire hydrants and valve stacks

Go view the full size image

New Image 12:53 pm 07/20/2026

Latitude: 30.06819924, Longitude: -95.23713875

Project Inspector Signature James McCracken	Date July 20, 2026
Reviewer Signature Tommy Artz	Date August 24, 2026

HEADLIGHT

DAILY CONSTRUCTION REPORT
Northpark Drive Overpass
Tuesday, July 21st 2026

WEATHER

Date	Time	Conditions	Temperature	Wind	Humidity	Description
07/21/2026	7:47 AM	Clear	78.0°F	5 mph	89%	
07/21/2026	4:03 PM	Few Clouds	96.0°F	7 mph	67%	

TRAFFIC CONTROL

EROSION CONTROL

EQUIPMENT

Equipment Type	Amount	Operating Hours
Precision Concrete Pumping		
Concrete Pump Truck	1	2
Harper Brothers Construction		
Sheep's foot roller	1	10
Flat Wheel Roller	1	10
Bulldozer 6ft	1	10
Water truck	1	10
¾ Ton Truck Pickup	2	10
Skid steer	1	10
Backhoe	1	10
Wheel Loader	2	10
Track hoe	1	10
1/2 Ton Truck Pickup	1	10
3/4 ton truck pickup	1	10
Track hoe	2	10
Drill Rig	1	10
Crane	1	10
Geotest		
1/2 Ton Truck Pickup	1	6

PERSONNEL

Trade	Count	Hours
Harper Brothers Construction		
Worker	23	10
Operator	8	10
Foreman	5	10
Superintendent	1	10
Precision Concrete Pumping		
Operator	1	2
Geotest		
Worker	1	6

WORK ITEMS

Bid Item	Units	Quantity	From Sta.	From Off.	To Sta.	To Off.	Remarks
Harper Brothers Construction							
SB.41 - TxDOT 416 - DRILL SHAFT (36 IN)	LF	93.0	24+89	RT	24+89	RT	Abutment 1 drillshafts 1, 3, and 5 (31LF x 3EA)
LS.31 - TxDOT 400 - STABILIZATION SHELF (POND)	CY	113.8	13+25	RT	13+25	RT	[(60' x 16' x 0.5') + (177' x 15' x 0.5') + (55' x 46' x 0.5)] / 27 = 113.80CY
SB.71 - TxDOT 556 - PIPE UNDERDRAINS (TY 1) (6")	LF	296.0	22+00	46RT	24+96	46RT	Remaining underdrain for retaining wall 1
SW.35 - TxDOT 465 - INLET (COMPL) (TY AZR)	EA	0.5	37+44	43LT	37+44	43LT	Second stage of inlet C25

DIARY

01:11 PM **Harper Brothers Construction** **Northpark Drive** Harper Brothers Construction Lalo's crew (pond stabilization) Crew placed 5% cement stabilized sand in a 6" lift at the south pond Juan V's crew (storm drain) Crew worked along North Park eastbound adjusting and bringing various fire hydrants to grade within the 5" side path Juan-Carlos' crew (paving) Crew stripped forms from last week's paving pour and began excavating for the proposed westbound u-turn east of UPRR Rodrigo's crew (retaining walls) Crew worked at abutment 1 excavating and installing the perforated underdrain for retaining walls 2 and 3 HB Farmers (drillshafts) Crew drilled and poured 30CY of class SS concrete for abutment 1 drillshafts 1, 3, and 5

01:11 PM **Geotest** **Northpark Drive** Subcontractors: GeoTest (materials testing) Technician ran densities on cement stabilized sand at the south pond and obtained passing results

MEDIA

Go view the full size image

HBC spreading 5% CSS at pond 2 9:04 am 07/21/2026

Latitude: 30.06994383, Longitude: -95.24494193

Harper Brothers Construction | Northpark Drive

Go view the full size image

HBCF positioning tremie fir abutment 1 drillshaft 3 11:19 am 07/21/2026

Latitude: 30.06860625, Longitude: -95.24241273

Harper Brothers Construction | Northpark Drive

Go view the full size image

HBC excavating for the westbound u-turn east of UPRR 11:23 am 07/21/2026

Latitude: 30.06872818, Longitude: -95.24100173

Harper Brothers Construction | Northpark Drive

Go view the full size image

HBC pouring class SS concrete for abutment 1 drillshaft 1 1:19 pm 07/21/2026

Latitude: 30.06860999, Longitude: -95.24241412

Harper Brothers Construction | Northpark Drive

Go view the full size image

GeoTest casting cylinders on class SS concrete 1:36 pm 07/21/2026

Latitude: 30.06873566, Longitude: -95.24229193

Geotest Northpark Drive

Go view the full size image

HBC placing perforated drain pipe for RTW3 1:43 pm 07/21/2026

Latitude: 30.06888293, Longitude: -95.2422204

Harper Brothers Construction Northpark Drive

Project Inspector Signature	Date
Anthony Andreotti	July 30, 2026
Reviewer Signature	Date
Tommy Artz	August 24, 2026

HEADLIGHT

DAILY CONSTRUCTION REPORT
Northpark Drive Overpass
Wednesday, July 22nd 2026

WEATHER

Date	Time	Conditions	Temperature	Wind	Humidity	Description
07/22/2026	7:47 AM	Clear	80.0°F	3 mph	80%	
07/22/2026	3:41 PM	Clear	95.0°F	5 mph	65%	

TRAFFIC CONTROL

EROSION CONTROL

EQUIPMENT

Equipment Type	Amount	Operating Hours
Geotest		
1/2 Ton Truck Pickup	1	6
Harper Brothers Construction		
¾ Ton Truck Pickup	2	10
Wheel Loader	2	10
Track hoe	2	10
Sheep's foot roller	1	10
Flat Wheel Roller	1	10
Bulldozer 6ft	1	10
Water truck	1	10
1/2 Ton Truck Pickup	1	10

PERSONNEL

Trade	Count	Hours
Geotest		
Worker	1	6
Harper Brothers Construction		
Superintendent	1	10
Worker	15	10
Operator	6	10
Foreman	3	10

WORK ITEMS

Bid Item	Units	Quantity	From Sta.	From Off.	To Sta.	To Off.	Remarks
Harper Brothers Construction							
LS.31 - TxDOT 400 - STABILIZATION SHELF (POND)	CY	96.7	13+25	RT	13+25	RT	[(58' x 45' x 0.5') + (67' x 39' x 0.5')] / 27 = 96.72CY

DIARY

01:01 PM **Harper Brothers Construction** **Northpark Drive** Harper Brothers Construction Lalo's crew (pond stabilization) Crew placed 5% cement stabilized sand in a 6" lift at the south pond Juan V's crew (storm drain) Crew worked along North Park westbound adjusting and bringing various fire hydrants to grade within the 5" side path Juan-Carlos' crew (paving) Crew continued excavating for the proposed westbound u-turn east of UPRR, began setting 15" stringlines and formwork with concrete scheduled for Saturday morning

01:01 PM Geotest Northpark Drive Subcontractors: GeoTest (materials testing) Technician ran densities on cement stabilized sand at the south pond and obtained passing results

MEDIA

Go view the full size image

HBC excavating for hydrant replacement in front if Warren's plants 9:56 am 07/22/2026

Latitude: 30.06869335, Longitude: -95.23053897

Harper Brothers Construction | Northpark Drive



Go view the full size image

HBC placing 5% CSS at the south pond 10:08 am 07/22/2026

Latitude: 30.06892367, Longitude: -95.24518471

Harper Brothers Construction | Northpark Drive

Go view the full size image

HBC placing bluetops following CSS placement at pond 2 1:06 pm 07/22/2026

Latitude: 30.06896965, Longitude: -95.24465126

Harper Brothers Construction | Northpark Drive

Go view the full size image

HBC installing new hydrant assembly in front of Warren's 1:33 pm 07/22/2026

Latitude: 30.06869014, Longitude: -95.23073561

Harper Brothers Construction | Northpark Drive

Go view the full size image

HBC setting forms and 15" stringline for fast track paving at the westbound u-turn

3:05 pm
07/22/2026

Latitude: 30.06857867, Longitude: -95.24059079

Harper Brothers Construction **Northpark Drive**

Project Inspector Signature Anthony Andreotti	Date July 30, 2026
Reviewer Signature Tommy Artz	Date August 24, 2026

HEADLIGHT

DAILY CONSTRUCTION REPORT
Northpark Drive Overpass
Wednesday, July 22nd 2026

WEATHER

TRAFFIC CONTROL

EROSION CONTROL

EQUIPMENT

No Equipment Onsite

PERSONNEL

No Personnel Onsite

WORK ITEMS

Bid Item	Units	Quantity	From Sta.	From Off.	To Sta.	To Off.	Remarks
Harper Brothers Construction							
SB.41 - TxDOT 416 - DRILL SHAFT (36 IN)	LF	62.0	24+89	LT	24+89	LT	Drill and pour 36" shafts 2 and 4 in abut 1
Perez Construction							
SB.57 - TxDOT 529 - CONC CURB (MOD)	LF	524.0	36+34	LT and RT	39+75	LT AND RT	Pour curb on WB Mainlane RT and LT side
SB.57 - TxDOT 529 - CONC CURB (MOD)	LF	99.0	29+84	RT	30+85	RT	Pour curb on WB Frtg. RD.
SB.57 - TxDOT 529 - CONC CURB (MOD)	LF	219.0	407+50	RT and LT	408+60	RT and LT	Pout curb both sides of 494

DIARY

07:47 AM *Image* — Paving crew working on u-turn

07:49 AM *Image* — 1' curb poured at 7am. WB Frtg. RD.

07:59 AM *Image* — Perez poured 1' curb on Northpark

10:39 AM *Image* — Processing embankment between walls 1 and 2

10:42 AM Perez pour 1' curb on WB Frtg. RD. , 494 both sides between Northpark and RT and LT side Mainlanes on East header. Paving crew chip for tie bars on U-turn east of RR and begin grading. HB Farmer drill and pour 2 drill shafts 2 and 4 to complete drill shafts on abut 1. Harper Bros. Work dirt in between walls 1 and 2. Move in cap building materials east of RR tracks.

12:38 PM *Image* — Pouring drill shafts 2 and 4 in abut 1.

MEDIA



Go view the full size image

New Image 7:47 am 07/22/2026

Latitude: 30.06858984, Longitude: -95.24073542

Paving crew working on u-turn



Go view the full size image

New Image 7:49 am 07/22/2026

Latitude: 30.06860277, Longitude: -95.24047669

1' curb poured at 7am. WB Frtg. RD.

Go view the full size image

New Image 7:59 am 07/22/2026

Latitude: 30.06857551, Longitude: -95.24147088

Perez poured 1' curb on Northpark

Go view the full size image

New Image 10:39 am 07/22/2026

Latitude: 30.0690208, Longitude: -95.24373304

Processing embankment between walls 1 and 2

Go view the full size image

New Image 12:38 pm 07/22/2026

Latitude: 30.06862823, Longitude: -95.24173229

Pouring drill shafts 2 and 4 in abut 1.

Project Inspector Signature James McCracken	Date August 11, 2026
Reviewer Signature Tommy Artz	Date August 24, 2026

HEADLIGHT

DAILY CONSTRUCTION REPORT
Northpark Drive Overpass
Thursday, July 23rd 2026

WEATHER

Date	Time	Conditions	Temperature	Wind	Humidity	Description
07/23/2026	7:49 AM	Clear	81.0°F	5 mph	83%	
07/23/2026	4:00 PM	Partly Cloudy	97.0°F	5 mph	65%	

TRAFFIC CONTROL

EROSION CONTROL

EQUIPMENT

Equipment Type	Amount	Operating Hours
Harper Brothers Construction		
¾ Ton Truck Pickup	2	10
Wheel Loader	2	10
Track hoe	2	10
Skid steer	1	10
Backhoe	1	10
Moran Construction		
1/2 Ton Truck Pickup	2	10
Backhoe	1	10
Track hoe	1	10

PERSONNEL

Trade	Count	Hours
Harper Brothers Construction		
Superintendent	1	10
Worker	10	10
Operator	4	10
Foreman	2	10
Moran Construction		
Worker	4	10
Foreman	1	10

WORK ITEMS

Bid Item	Units	Quantity	From Sta.	From Off.	To Sta.	To Off.	Remarks
Moran Construction							
SB.60 - TxDOT 531 - CONC SIDEWALKS (5")	SY	32.2	70+62	LT	75+55	LT	29' x 10' = 290sf / = 32.22SY
Harper Brothers Construction							
WM.17 - COH 02520 - FIRE HYDRANT ASSEMBLY, ALL DEPTHS, INCLUDING 6-INCH DIAMETER GATE VALVE AND BOX	EA	1.0	70+65	LT	70+65	LT	Install new hydrant assembly in front of Advance Auto Parts
WM.17 - COH 02520 - FIRE HYDRANT ASSEMBLY, ALL DEPTHS, INCLUDING 6-INCH DIAMETER GATE VALVE AND BOX	EA	1.0	47+45	LT	47+45	LT	Install new hydrant assembly west of Shipley's
WM.18 - COH 02520 - REMOVE AND SALVAGE EXISTING FIRE HYDRANT	EA	1.0	70+65	LT	70+65	LT	Removal of existing hydrant assembly in front of Advance Auto Parts
WM.18 - COH 02520 - REMOVE AND SALVAGE EXISTING FIRE HYDRANT	EA	1.0	47+45	LT	47+45	LT	Removal of existing hydrant assembly west of Shipley's
WM.16 - COH 02520 - 6-INCH DIAMETER FIRE HYDRANT BRANCH BY OPEN CUT	LF	6.0	47+45	LT	47+45	LT	Hydrant branch
WM.16 - COH 02520 - 6-INCH DIAMETER FIRE HYDRANT BRANCH BY OPEN CUT	LF	16.0	70+65	LT	70+65	LT	Hydrant branch
LS.31 - TxDOT 400 - STABILIZATION SHELF (POND)	CY	373.8	13+25	RT	13+35	RT	[(420' x 30' x 0.5') + (120' x 10' x 0.5') + (84' x 76' x 0.5')] / 27 = 373.78CY
Third Coast Services							
TS.40 - COH 16750 - PED DETECT PUSH BUTTON (APS)	EA	4.0	72+10	RT	72+90	LT	PDPL1, PDPL2, PDPL3, and PDPL4

DIARY

01:09 PM **Harper Brothers Construction** **Northpark Drive** Harper Brothers Construction Juan V's crew (storm drain) Crew worked along North Park westbound adjusting and bringing various fire hydrants to grade within the 5" side path just west of Russell Palmer Juan-Carlos' crew (paving) Crew continued setting 15" stringlines and formwork for fast track paving at the westbound u-turn east of UPRR with concrete scheduled for Saturday morning

01:11 PM **Moran Construction** **Northpark Drive** Subcontractors: Moran Construction (sidewalks) Crew poured, finished, and cured 20cy of class A concrete for the special use path utility leave-outs around Russell Palmer

MEDIA



Go view the full size image

Moran Construction pouring class A concrete for side path leave-outs east of Shipley's 9:26 am 07/23/2026

Latitude: 30.06871357, Longitude: -95.22796385

Moran Construction | Northpark Drive

Go view the full size image

HBC fabricating 6" hydrant branch in front of Revolution Dance 9:32 am 07/23/2026

Latitude: 30.06794623, Longitude: -95.22862312

Harper Brothers Construction | Northpark Drive



Go view the full size image

HBC installing new hydrant assembly in front of Revolution Dance 9:42 am 07/23/2026

Latitude: 30.06871401, Longitude: -95.22896581

Harper Brothers Construction | Northpark Drive

Go view the full size image

15" fast track paving prep continuing for the westbound u-turn 9:51 am 07/23/2026

Latitude: 30.06863343, Longitude: -95.24046839

Harper Brothers Construction | Northpark Drive

Go view the full size image

HBC setting 2x12 forms for the westbound u-turn east of UPRR 1:13 pm 07/23/2026

Latitude: 30.06860824, Longitude: -95.24060047

Harper Brothers Construction | Northpark Drive

Go view the full size image

HBC excavating the existing hydrant east of the Shipley's driveway 1:25 pm 07/23/2026

Latitude: 30.06848857, Longitude: -95.22778906

Harper Brothers Construction | Northpark Drive

Go view the full size image

Westbound u-turn prep continuing 3:13 pm 07/23/2026

Latitude: 30.06837424, Longitude: -95.24065137

Harper Brothers Construction | Northpark Drive

Project Inspector Signature Anthony Andreotti	Date July 30, 2026
Reviewer Signature Tommy Artz	Date August 24, 2026

HEADLIGHT®

DAILY CONSTRUCTION REPORT
Northpark Drive Overpass
Thursday, July 23rd 2026

WEATHER

TRAFFIC CONTROL

EROSION CONTROL

EQUIPMENT

No Equipment Onsite

PERSONNEL

No Personnel Onsite

DIARY

09:02 AM *Image* — Wall 1 ready for reinforced area to start

09:03 AM *Image* — Existing 24" diameter San sewer in wall 1 stb. sand area.

09:11 AM *Image* — Mesa tying cages for 72" drill shafts.

09:12 AM Mesa tying cages for 72" drill shafts. HB Farmer prepping equipment east of RR tracks for 72" drill shafts. Harper Bros. Excavating and placing 6" stb. sand in south pond.

09:13 AM *Image* — Prepping equipment for 72" drill shafts.

11:34 AM *Image* — Third Coast installing ped poles at Russell Palmer.

01:02 PM *Image* — Harper Bros. Excavating and placing stb.sand in South Pond.

MEDIA

Go view the full size image

New Image 9:02 am 07/23/2026

Latitude: 30.06892866, Longitude: -95.24344702

Wall 1 ready for reinforced area to start



Go view the full size image

New Image 9:03 am 07/23/2026

Latitude: 30.06886788, Longitude: -95.24323758

Existing 24" diameter San sewer in wall 1 stb. sand area.

Go view the full size image

New Image 9:11 am 07/23/2026

Latitude: 30.06835058, Longitude: -95.2400906

Mesa tying cages for 72" drill shafts.

Go view the full size image

New Image 9:13 am 07/23/2026

Latitude: 30.06850372, Longitude: -95.24013792

Prepping equipment for 72" drill shafts.

Go view the full size image

New Image 11:34 am 07/23/2026

Latitude: 30.06838018, Longitude: -95.22709629

Third Coast installing ped poles at Russell Palmer.

Go view the full size image

New Image 1:02 pm 07/23/2026

Latitude: 30.06888786, Longitude: -95.24520809

Harper Bros. Excavating and placing stb.sand in South Pond.

Project Inspector Signature James McCracken	Date August 11, 2026
Reviewer Signature Tommy Artz	Date August 24, 2026

HEADLIGHT®

DAILY CONSTRUCTION REPORT
Northpark Drive Overpass
Friday, July 24th 2026

WEATHER

TRAFFIC CONTROL

EROSION CONTROL

EQUIPMENT

No Equipment Onsite

PERSONNEL

No Personnel Onsite

WORK ITEMS

Bid Item	Units	Quantity	From Sta.	From Off.	To Sta.	To Off.	Remarks
Harper Brothers Construction							
SB.42 - TxDOT 416 - DRILL SHAFT (72 IN)	LF	85.0	32+77	LT	32+77	LT	Drill and pour 72" drill shaft #1 at bent 8.
Third Coast Services							
TS.07 - COH 02582 - PED POLE ASSEMBLY (15')	EA	2.0	72+50	RT	72+50	RT	Set 2 ped poles on SE corner Russell Palmer

DIARY

07:56 AM Harper Bros. Adjusting fire hydrant on WB Northpark at Russell Palmer. Paving crew preparing u-turn east of RR tracks for pouring.HB Farmer drilling and pour 72" drill shaft 1 on bent 8.Harper Bros. Excavating and placing 6" stb. sand for south pond. Structure crew starting on 36" drill shaft extensions for abut 1.

07:57 AM *Image* — Harper Bros. Replacing fire hydrant at Russell Palmer and WB Northpark.

08:02 AM *Image* — Harper Bros. Prepping u-turn east of RR tracks to pour.

08:04 AM *Image* — HB Farmer drilling 72" drill shafts 1 on Bent 8

08:15 AM *Image* — Harper Bros. Excavating south pond for 6" of stb. sand.

08:36 AM *Image* — Harper Bros. Structure crew starting on 36" drill shafts extensions on Abut 1.

09:46 AM *Image* — Water meter in conflict with sidewalk leaking at 39+75 RT side.

09:56 AM *Image* — Third Coast installing ped poles on SE corner Russell Palmer.

12:17 PM *Image* — HB Farmer installing cage for Drill Shaft 1 on bent 8.

MEDIA

Go view the full size image

New Image 7:57 am 07/24/2026

Latitude: 30.06858146, Longitude: -95.2273109

Harper Bros. Replacing fire hydrant at Russell Palmer and WB Northpark.

Go view the full size image

New Image 8:02 am 07/24/2026

Latitude: 30.06852685, Longitude: -95.24059494

Harper Bros. Prepping u-turn east of RR tracks to pour.

Go view the full size image

New Image 8:04 am 07/24/2026

Latitude: 30.06855999, Longitude: -95.24013709

HB Farmer drilling 72" drill shafts 1 on Bent 8

Go view the full size image

New Image 8:15 am 07/24/2026

Latitude: 30.0688617, Longitude: -95.2450276

Harper Bros. Excavating south pond for 6" of stb. sand.

Go view the full size image

New Image 8:36 am 07/24/2026

Latitude: 30.06854403, Longitude: -95.24223939

Harper Bros. Structure crew starting on 36" drill shafts extensions on Abut 1.

Go view the full size image

New Image 9:46 am 07/24/2026

Latitude: 30.06827735, Longitude: -95.23784605

Water meter in conflict with sidewalk leaking at 39+75 RT side.

Go view the full size image

New Image 9:56 am 07/24/2026

Latitude: 30.06816993, Longitude: -95.22682435

Third Coast installing ped poles on SE corner Russell Palmer.

Go view the full size image

New Image 12:17 pm 07/24/2026

Latitude: 30.06831018, Longitude: -95.23962901

HB Farmer installing cage for Drill Shaft 1 on bent 8.

Project Inspector Signature James McCracken	Date August 11, 2026
Reviewer Signature Tommy Artz	Date August 24, 2026

HEADLIGHT

DAILY CONSTRUCTION REPORT
Northpark Drive Overpass
Saturday, July 25th 2026

WEATHER

Date	Time	Conditions	Temperature	Wind	Humidity	Description
07/25/2026	7:45 AM	Few Clouds	77.0°F	4 mph	93%	
07/25/2026	3:43 PM	Clear	94.0°F	5 mph	65%	

TRAFFIC CONTROL

EROSION CONTROL

EQUIPMENT

Equipment Type	Amount	Operating Hours
Harper Brothers Construction		
Sheep's foot roller	1	8
Flat Wheel Roller	1	8
Bulldozer 6ft	1	8
Water truck	1	8
¾ Ton Truck Pickup	2	8
Skid steer	1	8
Backhoe	1	8
Wheel Loader	2	8
Track hoe	1	8
1/2 Ton Truck Pickup	1	8
3/4 ton truck pickup	1	8
Track hoe	2	8
Drill Rig	1	8
Crane	1	8
1/2 Ton Truck Pickup	1	8
Precision Concrete Pumping		
Concrete Pump Truck	1	2
Geotest		
1/2 Ton Truck Pickup	1	6

PERSONNEL

Trade	Count	Hours
Precision Concrete Pumping		
Operator	1	2
Geotest		
Worker	1	6
Harper Brothers Construction		
Superintendent	1	10
Worker	23	8
Operator	8	8
Foreman	5	8

WORK ITEMS

Bid Item	Units	Quantity	From Sta.	From Off.	To Sta.	To Off.	Remarks
Harper Brothers Construction							
SB.39 - TxDOT 360 - CONC PVMT (CONT REINF)(FAST TRK)(15")	SY	206.7	700+97	RT	701+70	LT	120' x 15.5' = 1860sf / 9 = 206.67SY
SW.35 - TxDOT 465 - INLET (COMPL)(TY AZR)	EA	0.5	37+44	43RT	37+44	43RT	Second stage of inlet C24
SB.42 - TxDOT 416 - DRILL SHAFT (72 IN)	LF	85.0	31+62	LT	31+62	LT	Bent 7 drillshaft 1
Third Coast Services							
TS.30 - COH 16720 - ELEC CONDR (NO.4) INSULATED	LF	1055.0	71+10	LT	72+75	46RT	#4 insulated wiring for permanent signal poles at Russell Palmer
TS.28 - COH 16720 - ELEC CONDR (NO.10) INSULATED	LF	1130.0	71+10	LT	72+75	46RT	#10 insulated wiring for permanent signal poles at Russell Palmer

DIARY

12:35 PM **Harper Brothers Construction** **Northpark Drive** Harper Brothers Construction Lalo's crew (pond stabilization) Crew placed 5% cement stabilized sand in 6" lifts behind retaining walls 1 and 3 Juan V's crew (storm drain) Crew worked east of Russell Palmer replacing and bringing various fire hydrants to grade within the 5" side path Juan-Carlos' crew (paving) Crew poured, finished, and cured 100cy of HES concrete for the westbound u-turn lane east of UPRR for a total of 206.67SY Rodrigo's crew (retaining walls) Crew assembled column forms for drill shaft extensions at abutment 1, began tying rebar extension cages to previously poured drillshafts HB Farmers (drillshafts) Crew drilled and poured 100cy of class SS concrete for bent 7 drillshaft 1

12:35 PM **Geotest** **Northpark Drive** Subcontractors: GeoTest (materials testing) Technician ran densities on cement stabilized sand behind retaining walls 1 and 3 and obtained passing results, sampled class HES concrete and made one set of cylinders, and sampled class SS concrete and made two sets of cylinders

MEDIA

Go view the full size image

HBC excavated existing hydrant in front of Advance Auto Parts 8:45 am 07/25/2026

Latitude: 30.06860598, Longitude: -95.22668352

Harper Brothers Construction | Northpark Drive

Go view the full size image

HBC bolting column forms for abutment 1 extensions 8:53 am 07/25/2026

Latitude: 30.06883047, Longitude: -95.24236103

Harper Brothers Construction | Northpark Drive

Go view the full size image

HBC placing 5% CSS for RTW1 8:55 am 07/25/2026

Latitude: 30.06876077, Longitude: -95.24274823

Harper Brothers Construction | Northpark Drive

Go view the full size image

HES beginning for the westbound u-turn 9:12 am 07/25/2026

Latitude: 30.06893896, Longitude: -95.24071032

Harper Brothers Construction | Northpark Drive

Go view the full size image

GeoTest cylinders on HES concrete 10:05 am 07/25/2026

Latitude: 30.06888323, Longitude: -95.24014126

Geotest | Northpark Drive

Go view the full size image

HBC continuing with 5% CSS placement for RTW1 and 3 12:22 pm 07/25/2026

Latitude: 30.06873064, Longitude: -95.24272275

Harper Brothers Construction | Northpark Drive

Go view the full size image

HBC pouring class SS concrete for bent 7 drillshaft 1 1:52 pm 07/25/2026

Latitude: 30.06884059, Longitude: -95.24181115

Harper Brothers Construction | Northpark Drive

Go view the full size image

GeoTest casting cylinders on class SS concrete 2:05 pm 07/25/2026

Latitude: 30.06845326, Longitude: -95.24015115

Geotest | Northpark Drive

Go view the full size image

Class SS continuing for bent 7 drillshaft 1

2:45 pm 07/25/2026

Latitude: 30.06842677, Longitude: -95.23934798

Harper Brothers Construction | Northpark Drive

Project Inspector Signature	Date
Anthony Andreotti	July 30, 2026
Reviewer Signature	Date

HEADLIGHT

DAILY CONSTRUCTION REPORT
Northpark Drive Overpass
Tuesday, July 28th 2026

WEATHER

Date	Time	Conditions	Temperature	Wind	Humidity	Description
07/28/2026	8:05 AM	Clear	79.0°F	1 mph	89%	
07/28/2026	3:50 PM	Few Clouds	95.0°F	5 mph	65%	

TRAFFIC CONTROL

EROSION CONTROL

EQUIPMENT

Equipment Type	Amount	Operating Hours
EDI		
Water trailer	1	8
¾ Ton Truck Pickup	1	8
Harper Brothers Construction		
Bulldozer 6ft	1	10
Track hoe	1	10
3/4 ton truck pickup	1	10
¾ Ton Truck Pickup	1	10
Skid steer	1	10
Backhoe	1	10
Track hoe	1	10
Geotest		
1/2 Ton Truck Pickup	1	8

PERSONNEL

Trade	Count	Hours
EDI		
Worker	1	8
Harper Brothers Construction		
Worker	10	10
Operator	4	10
Foreman	2	10
Superintendent	1	10
Geotest		
Worker	1	8

WORK ITEMS

Bid Item	Units	Quantity	From Sta.	From Off.	To Sta.	To Off.	Remarks
Third Coast Services							
TS.03 - COH 02582 - INS TRF SIG PL AM(S)1 ARM(45')	EA	1.0	407+00	LT	407+00	LT	Pole C at Loop 494 and NP Dr
TS.02 - COH 02582 - INS TRF SIG PL AM(S)1 ARM(35')LUM	EA	0.7	405+00	RT	405+00	RT	Pole F at Loop 494 and NP Dr
Harper Brothers Construction							
SW.03 - COH 02221 - REMOVE AND DISPOSE OF EXISTING STRUCTURES (MISC)	EA	1.0	25+80	35RT	25+80	35RT	Existing drainage structure south of JB17

DIARY

01:09 PM **Harper Brothers Construction** **Northpark Drive** Harper Brothers Construction Lalo's crew (pond stabilization) Crew placed 5% cement stabilized sand in 6" lifts behind retaining walls 1 and 3 Rodrigo's crew (retaining walls) Crew set column forms for drill shaft extensions at abutment 1, continue setting MSE panels and wall jacks for retaining wall 2

01:09 PM **Geotest** **EDI** **Northpark Drive** Subcontractors: GeoTest (materials testing) Technician ran densities on cement stabilized sand behind retaining walls 1 and 3 and obtained passing results EDI (tree maintenance) On site maintaining transplanted trees around the south pond

MEDIA

Go view the full size image

HBC setting MSE panels for RTW2 9:27 am 07/28/2026

Latitude: 30.06877622, Longitude: -95.24270182

Harper Brothers Construction | Northpark Drive

Go view the full size image

HBC setting abutment 1 extension forms 9:29 am 07/28/2026

Latitude: 30.06873678, Longitude: -95.24267645

Harper Brothers Construction | Northpark Drive



Go view the full size image

HBC spreading 5% CSS behind RTW3 11:28 am 07/28/2026

Latitude: 30.06843989, Longitude: -95.24267745

Harper Brothers Construction | Northpark Drive

Go view the full size image

HBC setting MSE panels for retaining wall 2 1:12 pm 07/28/2026

Latitude: 30.06878047, Longitude: -95.24281606

Harper Brothers Construction | Northpark Drive

Go view the full size image

EDI maintaining transplanted trees around the south pond 1:16 pm 07/28/2026

Latitude: 30.06809448, Longitude: -95.24567782

EDI | Northpark Drive

Go view the full size image

HBC continuing with MSE panel placement for RTW1 3:02 pm 07/28/2026

Latitude: 30.0686809, Longitude: -95.24271075

Harper Brothers Construction | Northpark Drive

Project Inspector Signature	Date
Anthony Andreotti	August 6, 2026
Reviewer Signature	**Date**
Tommy Artz	August 24, 2026

HEADLIGHT®

DAILY CONSTRUCTION REPORT
Northpark Drive Overpass
Tuesday, July 28th 2026

WEATHER

TRAFFIC CONTROL

EROSION CONTROL

EQUIPMENT

No Equipment Onsite

PERSONNEL

No Personnel Onsite

WORK ITEMS

Bid Item	Units	Quantity	From Sta.	From Off.	To Sta.	To Off.	Remarks
Harper Brothers Construction							
SB.42 - TxDOT 416 - DRILL SHAFT (72 IN)	LF	85.0	31+62	RT	31+62	RT	Drill and pour 72" drill shaft #3 on bent 7

DIARY

07/27/26 07:54 AM *Image* — Mesa tying 72" drill shaft cages.

07/27/26 07:54 AM *Image* — Drilling crew pepping drilling area.

07/27/26 07:56 AM Mesa tying 72";drill shaft cages. Drilling crew prepping drill shaft area for drilling. Harper Bros. Prep shoulder lane above walls 4 and 5 to pour. Paving crew strip and reset forms at east U-turn. Rodrigo's structure crew setting cages and forms for 36" drill shaft extensions on abut 1. Third Coast set new temp pole on NW corner of 494.

07/27/26 08:30 AM *Image* — Prep for shoulder pour above wall m4 and 5

07/27/26 08:35 AM *Image* — Paving crew strip and reset forms for east U-turn.

07/27/26 08:40 AM *Image* — Set cages for 36" drill shaft extensions on abut 1.

07/27/26 08:41 AM *Image* — Place 5% stb. Sand in wall 1 and 65' area west of abut 1.

07/27/26 11:46 AM *Image* — Third Coast set new temp signal pole on NW corner 494.

07/28/26 07:59 AM *Image* — Prepping 72" drill shaft #3 on bent 7 to pour today.

07/28/26 08:00 AM HB Farmer drill and pour 72" drill shaft #3 on bent 7 at 31+62. Paving crew prepping shoulder lanes for pouring 34+00 - 38+00 RT and LT side.

07/28/26 08:39 AM *Image* — Paving crew prepping shoulder area between 34+00 - 38+00 for pouring.

MEDIA

Go view the full size image

New Image 7:54 am 07/27/2026

Latitude: 30.06829174, Longitude: -95.24025044

Mesa tying 72" drill shaft cages.

Go view the full size image

New Image 7:54 am 07/27/2026

Latitude: 30.0683233, Longitude: -95.24019949

Drilling crew pepping drilling area.

Go view the full size image

New Image 8:30 am 07/27/2026

Latitude: 30.06857034, Longitude: -95.23866838

Prep for shoulder pour above wall m4 and 5

Go view the full size image

New Image 8:35 am 07/27/2026

Latitude: 30.06860744, Longitude: -95.24050375

Paving crew strip and reset forms for east U-turn.

Go view the full size image

New Image 8:40 am 07/27/2026

Latitude: 30.0685983, Longitude: -95.24208531

Set cages for 36" drill shaft extensions on abut 1.

Go view the full size image

New Image 8:41 am 07/27/2026

Latitude: 30.06861603, Longitude: -95.2423768

Place 5% stb. Sand in wall 1 and 65' area west of abut 1.

NOT AVAILABLE

Go view the full size image

New Image 11:44 am 07/27/2026

Latitude: 30.06855946, Longitude: -95.24150312

NOT AVAILABLE

Go view the full size image

New Image 11:45 am 07/27/2026

Latitude: 30.06847635, Longitude: -95.24145478

Go view the full size image

New Image 11:46 am 07/27/2026

Latitude: 30.06847614, Longitude: -95.24146599

Third Coast set new temp signal pole on NW corner 494.

Go view the full size image

New Image 7:59 am 07/28/2026

Latitude: 30.06835147, Longitude: -95.24009432

Prepping 72" drill shaft #3 on bent 7 to pour today.

Go view the full size image

New Image 8:39 am 07/28/2026

Latitude: 30.0684938, Longitude: -95.23931705

Paving crew prepping shoulder area between 34+00 - 38+00 for pouring.

Project Inspector Signature James McCracken	Date July 29, 2026
Reviewer Signature Tommy Artz	Date August 24, 2026

HEADLIGHT

DAILY CONSTRUCTION REPORT
Northpark Drive Overpass
Wednesday, July 29th 2026

WEATHER

Date	Time	Conditions	Temperature	Wind	Humidity	Description
07/29/2026	7:45 AM	Few Clouds	77.0°F	6 mph	91%	
07/29/2026	4:02 PM	Clear	98.0°F	5 mph	65%	

TRAFFIC CONTROL

EROSION CONTROL

EQUIPMENT

Equipment Type	Amount	Operating Hours
Moran Construction		
1/2 Ton Truck Pickup	2	10
Backhoe	1	10
Track hoe	1	10
EDI		
Water trailer	1	8
¾ Ton Truck Pickup	1	8
Harper Brothers Construction		
Bulldozer 6ft	1	10
Track hoe	1	10
3/4 ton truck pickup	1	10
¾ Ton Truck Pickup	1	10
Skid steer	1	10
Backhoe	1	10
Track hoe	1	10
Geotest		
1/2 Ton Truck Pickup	1	8

PERSONNEL

Trade	Count	Hours
Moran Construction		
Worker	4	10
Foreman	1	10
EDI		
Worker	1	8
Geotest		
Worker	1	8
Harper Brothers Construction		
Superintendent	1	10
Worker	10	10
Operator	4	10
Foreman	2	10

WORK ITEMS

Bid Item	Units	Quantity	From Sta.	From Off.	To Sta.	To Off.	Remarks
Harper Brothers Construction							
SB.41 - TxDOT 416 - DRILL SHAFT (36 IN)	LF	84.0	24+89	RT	24+89	RT	Abutment 1 drillshaft extensions 6-11 (14LF x 6 = 84LF)

DIARY

12:55 PM **Harper Brothers Construction** **Northpark Drive** Harper Brothers Construction Lalo's crew (pond stabilization) Crew placed 5% cement stabilized sand in 6" lifts behind retaining walls 2 and 3 Rodrigo's crew (retaining walls) Crew continued setting MSE panels and wall jacks for retaining wall 2, poured 25cy of class C concrete for drill shaft extensions 6-11 at abutment 1 Juan V's crew (storm drain) Crew staged 7x6 boxes east of abutment 1 and began excavating to tie in existing drainage at JB17

12:55 PM **Geotest** **EDI** **Moran Construction** **Northpark Drive** Subcontractors: GeoTest (materials testing) Technician ran densities on cement stabilized sand behind retaining walls 2 and 3 and obtained passing results, sampled class C concrete and made one set of cylinders EDI (tree maintenance) On site maintaining transplanted trees around the both ponds Moran Construction (sidewalks) Crew began excavating and setting formwork for the 10' multi use side path north of pond 2

MEDIA

Go view the full size image

HBC placing 5% CSS behind RTW2 9:10 am 07/29/2026

Latitude: 30.06868842, Longitude: -95.24277205

Harper Brothers Construction | Northpark Drive

Go view the full size image

Moran Construction excavating for the 10' multi use path north of pond 2 9:18 am 07/29/2026

Latitude: 30.06919456, Longitude: -95.24520217

Moran Construction | Northpark Drive

Go view the full size image

EDI on site maintaining transplanted trees around the south pond 11:13 am 07/29/2026

Latitude: 30.06860198, Longitude: -95.24473504

EDI | Northpark Drive

Go view the full size image

HBC placing class C concrete for drillshaft extensions at abutment 1 12:12 pm 07/29/2026

Latitude: 30.06865762, Longitude: -95.2423711

Harper Brothers Construction | Northpark Drive

Go view the full size image

GeoTest casting cylinders on class C concrete 12:35 pm 07/29/2026

Latitude: 30.06867474, Longitude: -95.24220177

Geotest | Northpark Drive

Go view the full size image

Class C continuing at abutment 1 1:01 pm 07/29/2026

Latitude: 30.06870364, Longitude: -95.24246024

Harper Brothers Construction | Northpark Drive

Go view the full size image

Moran Construction continuing side path work north of pond 2 3:03 pm 07/29/2026

Latitude: 30.069281, Longitude: -95.24562001

Moran Construction | Northpark Drive

Project Inspector Signature	Date
Anthony Andreotti	August 6, 2026
Reviewer Signature	Date
Tommy Artz	August 24, 2026

HEADLIGHT®

DAILY CONSTRUCTION REPORT
Northpark Drive Overpass
Wednesday, July 29th 2026

WEATHER

TRAFFIC CONTROL

EROSION CONTROL

EQUIPMENT

No Equipment Onsite

PERSONNEL

No Personnel Onsite

DIARY

08:15 AM *Image* — Paving crew prepping to pour shoulder lanes 35+00 - 38+00

08:16 AM Paving crew prepping shoulder lanes 35+00 - 38+00. Drilling crew drill and pour 72" drill shaft 1 on bent 6.

08:21 AM *Image* — HB Farmer drilling 72" drill shaft #1 on bent 6.

09:19 AM *Image* — Moran excavating sidewalk next to South pond.

MEDIA

Go view the full size image

New Image 8:15 am 07/29/2026

Latitude: 30.06856474, Longitude: -95.23863927

Paving crew prepping to pour shoulder lanes 35+00 - 38+00

Go view the full size image

New Image 8:20 am 07/29/2026

Latitude: 30.0684848, Longitude: -95.23955249

Go view the full size image

New Image 8:21 am 07/29/2026

Latitude: 30.06848201, Longitude: -95.23956019

HB Farmer drilling 72" drill shaft #1 on bent 6.



Go view the full size image

New Image 9:19 am 07/29/2026

Latitude: 30.06946181, Longitude: -95.24488087

Moran excavating sidewalk next to South pond.

Project Inspector Signature James McCracken	Date August 11, 2026
Reviewer Signature Tommy Artz	Date August 24, 2026

HEADLIGHT

DAILY CONSTRUCTION REPORT
Northpark Drive Overpass
Thursday, July 30th 2026

WEATHER

Date	Time	Conditions	Temperature	Wind	Humidity	Description
07/30/2026	7:44 AM	Few Clouds	78.0°F	1 mph	91%	
07/30/2026	3:48 PM	Few Clouds	98.0°F	7 mph	90%	

TRAFFIC CONTROL

EROSION CONTROL

EQUIPMENT

Equipment Type	Amount	Operating Hours
Moran Construction		
1/2 Ton Truck Pickup	2	10
Backhoe	1	10
Track hoe	1	10
Harper Brothers Construction		
Sheep's foot roller	1	8
Flat Wheel Roller	1	8
Bulldozer 6ft	1	10
Track hoe	1	10
3/4 ton truck pickup	1	10
¾ Ton Truck Pickup	1	10
Skid steer	1	10
Backhoe	1	10
Track hoe	1	10

PERSONNEL

Trade	Count	Hours
Moran Construction		
Worker	4	10
Foreman	1	10
Harper Brothers Construction		
Superintendent	1	10
Worker	10	10
Operator	4	10
Foreman	2	10

DIARY

01:41 PM **Harper Brothers Construction** **Northpark Drive** Harper Brothers Construction Lalo's crew (pond stabilization) Crew removed bullrock north of pond 2 and did some rough grading just east of UPRR ahead of drillshafts for bents 5 and 6 Rodrigo's crew (retaining walls) Crew stripped forms from yesterday's drillshaft extensions 6-11 at abutment 1 and began resetting for extensions 1-5 with concrete scheduled for 11am tomorrow Juan V's crew (storm drain) Crew dewatered and set trench protection before placing 7x6 boxes to tie in at JB17, broke up and removed existing drainage structures in conflict with proposed RCB

01:41 PM Moran Construction Northpark Drive Subcontractors: Moran Construction (sidewalks) Crew continued setting formwork and tying #4 rebar for the 10' multi use side path north of pond 2

MEDIA

Go view the full size image

HBC removing bull rock at the south pond 8:56 am 07/30/2026

Latitude: 30.06912311, Longitude: -95.24506705

Harper Brothers Construction | Northpark Drive

Go view the full size image

HBC setting column extension forms at abutment 1 9:27 am 07/30/2026

Latitude: 30.06874247, Longitude: -95.24256858

Harper Brothers Construction | Northpark Drive

Go view the full size image

HBC dewatering JB17 ahead of 7x6 RCB tie in 10:02 am 07/30/2026

Latitude: 30.06856212, Longitude: -95.24225259

Harper Brothers Construction | Northpark Drive

Go view the full size image

Moran Construction excavating for the 10' multi use path north of pond 2 11:15 am 07/30/2026

Latitude: 30.06946371, Longitude: -95.2453742

Moran Construction | Northpark Drive

Go view the full size image

HBC placing 5% CSS behind RTW2 2:42 pm 07/30/2026

Latitude: 30.06859521, Longitude: -95.24238128

Harper Brothers Construction | Northpark Drive

Go view the full size image

HBC breaking up existing RCP in conflict with proposed drainage south of JB17 2:56 pm 07/30/2026

Latitude: 30.06863014, Longitude: -95.24191517

Harper Brothers Construction | Northpark Drive

Go view the full size image

HBC continuing with extension forms 1-5 at abutment 1 3:00 pm 07/30/2026

Latitude: 30.06870906, Longitude: -95.242358

Harper Brothers Construction | Northpark Drive

Project Inspector Signature	Date
Anthony Andreotti	August 6, 2026
Reviewer Signature	**Date**
Tommy Artz	August 24, 2026

HEADLIGHT®

DAILY CONSTRUCTION REPORT
Northpark Drive Overpass
Thursday, July 30th 2026

WEATHER

TRAFFIC CONTROL

EROSION CONTROL

EQUIPMENT

No Equipment Onsite

PERSONNEL

No Personnel Onsite

WORK ITEMS

Bid Item	Units	Quantity	From Sta.	From Off.	To Sta.	To Off.	Remarks
Harper Brothers Construction							
SB.42 - TxDOT 416 - DRILL SHAFT (72 IN)	LF	85.0	30+45	LT	30+45	LT	Pour 72" drill shaft #1 on bent 6

DIARY

08:05 AM *Image* — Mesa tying 72" drill shaft cage.

02:48 PM HB Farmer pour 72" drill shaft #1 on bent 6 drilled yesterday.

MEDIA

Go view the full size image

New Image 8:05 am 07/30/2026

Latitude: 30.06840028, Longitude: -95.2403988

Mesa tying 72" drill shaft cage.

Project Inspector Signature James McCracken	Date August 11, 2026
Reviewer Signature Tommy Artz	Date August 24, 2026

HEADLIGHT

DAILY CONSTRUCTION REPORT
Northpark Drive Overpass
Friday, July 31st 2026

WEATHER

Date	Time	Conditions	Temperature	Wind	Humidity	Description
07/31/2026	7:46 AM	Partly Cloudy	78.0°F	7 mph	90%	
07/31/2026	3:59 PM	Few Clouds	99.0°F	4 mph	76%	

TRAFFIC CONTROL

EROSION CONTROL

EQUIPMENT

Equipment Type	Amount	Operating Hours
Moran Construction		
1/2 Ton Truck Pickup	2	10
Backhoe	1	10
Track hoe	1	10
Harper Brothers Construction		
Sheep's foot roller	1	8
Flat Wheel Roller	1	8
Bulldozer 6ft	1	10
Track hoe	1	10
3/4 ton truck pickup	1	10
¾ Ton Truck Pickup	1	10
Skid steer	1	10
Backhoe	1	10
Track hoe	1	10
Geotest		
1/2 Ton Truck Pickup	1	8

PERSONNEL

Trade	Count	Hours
Moran Construction		
Worker	4	10
Foreman	1	10
Harper Brothers Construction		
Superintendent	1	10
Worker	10	10
Operator	4	10
Foreman	2	10
Geotest		
Worker	1	8

WORK ITEMS

Bid Item	Units	Quantity	From Sta.	From Off.	To Sta.	To Off.	Remarks
Harper Brothers Construction							
SB.42 - TxDOT 416 - DRILL SHAFT (72 IN)	LF	85.0	30+45	LT	30+45	LT	Bent 6 drillshaft 2
SB.41 - TxDOT 416 - DRILL SHAFT (36 IN)	LF	70.0	24+89	RT	24+89	RT	Abutment 1 drillshaft extensions 1-5 (14LF x 5 = 70LF)

DIARY

01:38 PM Geotest | EDI | Moran Construction | Northpark Drive Subcontractors: GeoTest (materials testing) Technician ran densities on cement stabilized sand behind retaining wall 3 and obtained passing results, sampled class C concrete and made one set of cylinders, sampled class SS concrete and made two sets of cylinders Moran Construction (sidewalks) Crew continued excavating and tying #4 rebar for the 10' multi use side path north of pond 2

01:38 PM Harper Brothers Construction | Northpark Drive Harper Brothers Construction Lalo's crew (pond stabilization) Crew embanked the east bridge header, placed 5% CSS behind abutment 1 at retaining wall 3, and drained silt from the north pond Rodrigo's crew (retaining walls) Crew poured 20cy of class C concrete for drillshaft extensions 1-5 at abutment 1 Juan V's crew (storm drain) Crew dewatered and set trench protection before placing 7x6 boxes to tie in at JB17, broke up and removed existing drainage structures in conflict with proposed RCB

MEDIA

Go view the full size image

Moran Construction setting formwork and tying #4 steel for the SUP north of pond 2 9:18 am 07/31/2026

Latitude: 30.06915855, Longitude: -95.24492014

Moran Construction | Northpark Drive

Go view the full size image

HBC breaking up existing RCP south of JB17 9:30 am 07/31/2026

Latitude: 30.068631, Longitude: -95.24182654

Harper Brothers Construction | Northpark Drive

Go view the full size image

HBC backfilled and placed shoring at the 7x6 RCB south of JB17 11:33 am 07/31/2026

Latitude: 30.06860855, Longitude: -95.24216255

Harper Brothers Construction | Northpark Drive

Go view the full size image

HBC pouring class C concrete for drillshaft extensions 1-5 at abutment 1 1:40 pm 07/31/2026

Latitude: 30.06877446, Longitude: -95.24231138

Harper Brothers Construction | Northpark Drive

Go view the full size image

HBC placing 5% CSS behind abutment 1 1:45 pm 07/31/2026

Latitude: 30.06857628, Longitude: -95.24244011

Harper Brothers Construction **Northpark Drive**

Project Inspector Signature Anthony Andreotti	Date August 6, 2026
Reviewer Signature Tommy Artz	Date August 24, 2026

HEADLIGHT

DAILY CONSTRUCTION REPORT
Northpark Drive Overpass
Saturday, August 1st 2026

WEATHER

Date	Time	Conditions	Temperature	Wind	Humidity	Description
08/01/2026	7:48 AM	Clear	79.0°F	1 mph	80%	
08/01/2026	10:01 AM	Clear	86.0°F	4 mph	76%	

TRAFFIC CONTROL

EROSION CONTROL

EQUIPMENT

No Equipment Onsite

PERSONNEL

Trade	Count	Hours
Harper Brothers Construction		
Superintendent	1	10

DIARY

09:28 AM **Harper Brothers Construction** **Northpark Drive** Harper Brothers Construction Lalo's crew (pond stabilization) Crew continued embankment grading operations at the east bridge header Juan V's crew (storm drain) Crew excavated and set trench protection before placing 7x6 boxes to tie in at JB17, broke up and removed existing drainage structures in conflict with proposed RCB Juan-Carlos' crew (paving) Crew worked on the west bridge header tying #6 rebar for both the westbound and eastbound shoulders

MEDIA

Go view the full size image

HBC tying #6 rebar for the westbound shoulder on the west bridge header 8:49 am 08/01/2026

Latitude: 30.06857384, Longitude: -95.23865034

Go view the full size image

HBC excavating for 7x6 boxes south of JB17 9:09 am 08/01/2026

Latitude: 30.06860144, Longitude: -95.24209553

Harper Brothers Construction | Northpark Drive

Project Inspector Signature	Date
Anthony Andreotti	August 6, 2026
Reviewer Signature	**Date**
Tommy Artz	August 24, 2026

HEADLIGHT

DAILY CONSTRUCTION REPORT
Northpark Drive Overpass
Monday, August 3rd 2026

WEATHER

TRAFFIC CONTROL

EROSION CONTROL

EQUIPMENT

No Equipment Onsite

PERSONNEL

No Personnel Onsite

WORK ITEMS

Bid Item	Units	Quantity	From Sta.	From Off.	To Sta.	To Off.	Remarks
Harper Brothers Construction							
SW.04 - COH 02221 - REMOVE AND DISPOSE OF PIPE CULVERTS, SEWERS, AND SEWER LEADS	LF	16.0	26+10	CL	26+10	RT	Remove existing large diameter RCP
SW.16 - TxDOT 462 - CONC BOX CULV (7 FT X 6 FT)	LF	16.0	26+10	CL	26+10	RT	Lay 2 8' 7x6 boxes
Moran							
SB.60 - TxDOT 531 - CONC SIDEWALKS (5")	SY	253.0	15+22	RT	17+50	RT	Pour 228'x10' wide sidewalk

DIARY

08:16 AM Juan Vasquez remove existing storm sewer and lay 7x6 boxes west of 494. Moran pouring sidewalk near south pond. Harper Bros. Cleaning up EB sidewalk near Russell Palmer.

08:27 AM *Image* — Moran pouring this section starting at 9am.

08:59 AM *Image* — Harper Bro. Cleaning up EB sidewalk.

09:25 AM *Image* — Demo concrete under existing RCP being removed.

09:32 AM *Image* — Structure crew starting column on bent 8 column 1.

09:32 AM *Image* — Mesa tying rebar for bridge column

09:35 AM *Image* — HB Farmer drilling 72" shaft #3 on bent 6

11:47 AM *Image* — Third Coast drilling light pole foundation EB Northpark at Kings Mill.

11:53 AM *Image* — Carlos working on 2nd stage inlet

MEDIA

Go view the full size image

New Image 8:16 am 08/03/2026

Latitude: 30.06855841, Longitude: -95.24187301

Go view the full size image

New Image 8:27 am 08/03/2026

Latitude: 30.06915946, Longitude: -95.24488706

Moran pouring this section starting at 9am.

Go view the full size image

New Image 8:59 am 08/03/2026

Latitude: 30.0685418, Longitude: -95.22714283

Harper Bro. Cleaning up EB sidewalk.

Go view the full size image

New Image 9:10 am 08/03/2026

Latitude: 30.06847503, Longitude: -95.23956601

Go view the full size image

New Image 9:25 am 08/03/2026

Latitude: 30.06857198, Longitude: -95.2419646

Demo concrete under existing RCP being removed.

Go view the full size image

New Image 9:31 am 08/03/2026

Latitude: 30.06849151, Longitude: -95.23991209

Go view the full size image

New Image 9:32 am 08/03/2026

Latitude: 30.06850005, Longitude: -95.23990791

Structure crew starting column on bent 8 column 1.

Go view the full size image

New Image 9:32 am 08/03/2026

Latitude: 30.06848987, Longitude: -95.23995087

Mesa tying rebar for bridge column

Go view the full size image

New Image 9:35 am 08/03/2026

Latitude: 30.06849782, Longitude: -95.24040008

HB Farmer drilling 72" shaft #3 on bent 6

Go view the full size image

New Image 10:10 am 08/03/2026

Latitude: 30.06928868, Longitude: -95.24567988

NOT AVAILABLE

Go view the full size image

New Image 10:11 am 08/03/2026

Latitude: 30.06928193, Longitude: -95.24561134

Go view the full size image

New Image 11:47 am 08/03/2026

Latitude: 30.06868297, Longitude: -95.23550981

Third Coast drilling light pole foundation EB Northpark at Kings Mill.

Go view the full size image

New Image 11:53 am 08/03/2026

Latitude: 30.06841277, Longitude: -95.23852905

Carlos working on 2nd stage inlet

Project Inspector Signature James McCracken	Date August 11, 2026
Reviewer Signature Tommy Artz	Date September 1, 2026

HEADLIGHT®

DAILY CONSTRUCTION REPORT
Northpark Drive Overpass
Tuesday, August 4th 2026

WEATHER

Date	Time	Conditions	Temperature	Wind	Humidity	Description
08/04/2026	9:52 AM	Clear	85.0°F	3 mph	64%	
08/04/2026	4:06 PM	Few Clouds	98.0°F	5 mph	92%	

TRAFFIC CONTROL

EROSION CONTROL

EQUIPMENT

Equipment Type	Amount	Operating Hours
Harper Brothers Construction		
Track hoe	1	10
3/4 ton truck pickup	1	10
¾ Ton Truck Pickup	1	10
Track hoe	1	10
Wheel Loader	2	10

PERSONNEL

Trade	Count	Hours
Harper Brothers Construction		
Superintendent	1	10
Worker	13	10
Operator	4	10
Foreman	2	10

DIARY

01:37 PM EDI Northpark Drive Subcontractors: EDI (tree maintenance) On site maintaining transplanted trees around the both ponds

01:37 PM Harper Brothers Construction Northpark Drive Harper Brothers Construction Lalo's crew (pond stabilization) Crew embanked the east bridge header and placed 5% CSS behind abutment 1 at retaining wall 3 Rodrigo's crew (retaining walls) Crew continue placing MSE panels for retaining wall 2, assisted Lalo's crew with bridge header dirt work Juan V's crew (storm drain) Crew continued placing 7x6 boxes to tie in at JB17, broke up and removed existing drainage structures in conflict with proposed RCB and hauled off spoils

MEDIA

Go view the full size image

HBC placing MSE panels for retaining wall 2 10:56 am 08/04/2026

Latitude: 30.06867032, Longitude: -95.24303307

Harper Brothers Construction | Northpark Drive

Go view the full size image

EDI on site maintaining transplanted trees around the south pond 1:38 pm 08/04/2026

Latitude: 30.06875195, Longitude: -95.24478891

EDI | Northpark Drive

Go view the full size image

HBC placing 5% CSS around drillshaft extensions at abutment 1 1:42 pm 08/04/2026

Latitude: 30.06860415, Longitude: -95.24250302

Harper Brothers Construction | Northpark Drive

Go view the full size image

HBC setting up trench protection south of JB17 following removal of existing drainage structures 1:45 pm 08/04/2026

Latitude: 30.06876113, Longitude: -95.24228341

Harper Brothers Construction | Northpark Drive

Go view the full size image

HBC embanking and rough grading the west bridge header 3:15 pm 08/04/2026

Latitude: 30.06852207, Longitude: -95.24271282

Harper Brothers Construction **Northpark Drive**

Project Inspector Signature Anthony Andreotti	Date August 12, 2026
Reviewer Signature Tommy Artz	Date September 1, 2026

HEADLIGHT

DAILY CONSTRUCTION REPORT
Northpark Drive Overpass
Tuesday, August 4th 2026

WEATHER

TRAFFIC CONTROL

EROSION CONTROL

EQUIPMENT

No Equipment Onsite

PERSONNEL

No Personnel Onsite

DIARY

08:06 AM *Image* — HB 2nd stage inlets on east header.

08:06 AM HB crew 2nd stage AZ inlets above walls 4 and 5. HB structure crew starting to build column forms. HB Farmer prepping to pour 72" drill shaft #3 on bent 6. HB dressing up sidewalk on WB Northpark at Russell Palmer. Moran excavating sidewalk block outs WB Northpark east of 494.

08:08 AM *Image* — HB structure crew starting to build column forms.

08:27 AM *Image* — HB dressing up sidewalk on WB Northpark at Russell Palmer.

08:32 AM *Image* — Moran excavating sidewalk block outs WB Northpark east of 494.

01:43 PM *Image* — HB dressing up sidewalk on WB Northpark at Russell Palmer.

MEDIA

Go view the full size image

New Image 8:06 am 08/04/2026

Latitude: 30.06851641, Longitude: -95.23902528

HB 2nd stage inlets on east header.

Go view the full size image

New Image 8:08 am 08/04/2026

Latitude: 30.06852058, Longitude: -95.23957862

HB structure crew starting to build column forms.

Go view the full size image

New Image 8:10 am 08/04/2026

Latitude: 30.06850725, Longitude: -95.23958455

Go view the full size image

New Image 8:27 am 08/04/2026

Latitude: 30.06869298, Longitude: -95.22763208

HB dressing up sidewalk on WB Northpark at Russell Palmer.

Go view the full size image

New Image 8:32 am 08/04/2026

Latitude: 30.06862749, Longitude: -95.22839116

Moran excavating sidewalk block outs WB Northpark east of 494.

Go view the full size image

Sync Conflict: Image conflict: New Image 1:43 pm 08/04/2026

Latitude: 30.06869298, Longitude: -95.22783208

HB dressing up sidewalk on WB Northpark at Russell Palmer.

Project Inspector Signature James McCracken	Date August 11, 2026
Reviewer Signature Tommy Artz	Date September 1, 2026

HEADLIGHT

DAILY CONSTRUCTION REPORT
Northpark Drive Overpass
Wednesday, August 5th 2026

WEATHER

Date	Time	Conditions	Temperature	Wind	Humidity	Description
08/05/2026	7:51 AM	Clear	78.0°F	5 mph	71%	
08/05/2026	3:32 PM	Clear	97.0°F	4 mph	76%	

TRAFFIC CONTROL

EROSION CONTROL

EQUIPMENT

Equipment Type	Amount	Operating Hours
EDI		
Water trailer	1	8
¾ Ton Truck Pickup	1	8
Harper Brothers Construction		
Track hoe	1	10
3/4 ton truck pickup	1	10
¾ Ton Truck Pickup	1	10
Track hoe	1	10
Wheel Loader	2	10

PERSONNEL

Trade	Count	Hours
EDI		
Worker	1	8
Harper Brothers Construction		
Superintendent	1	10
Worker	13	10
Operator	4	10
Foreman	2	10

WORK ITEMS

Bid Item	Units	Quantity	From Sta.	From Off.	To Sta.	To Off.	Remarks
Harper Brothers Construction							
SW.09 - TxDOT 402 - TRENCH EXCAVATION PROTECTION (PERM DRAINAGE RELATED)	LF	72.0	25+80	56RT	25+80	16LT	Run from JB17 to JB16
SW.07 - TxDOT 400 - CEM STABIL BKFL	CY	78.7	25+80	56RT	25+80	16LT	88LF x 1.093CY = 78.7CY
SW.16 - TxDOT 462 - CONC BOX CULV (7 FT X 6 FT)	LF	74.0	25+80	56RT	25+80	16LT	Run from JB17 to JB16 including cast in place collar
SW.04 - COH 02221 - REMOVE AND DISPOSE OF PIPE CULVERTS, SEWERS, AND SEWER LEADS	LF	74.0	25+80	56RT	25+80	18LT	Existing RCP removal between JB17 and JB16
Moran Construction							
SB.60 - TxDOT 531 - CONC SIDEWALKS (5")	SY	64.4	65+27	RT	72+80	RT	58' x 10' = 580sf / 9 = 64.44SY

DIARY

01:17 PM **EDI** **Northpark Drive** Subcontractors: EDI (tree maintenance) On site maintaining transplanted trees around the both ponds

01:17 PM **Harper Brothers Construction** **Northpark Drive** Harper Brothers Construction Lalo's crew (pond stabilization) Crew embanked the east bridge header and placed 5% CSS behind abutment 1 at retaining wall 3 Rodrigo's crew (retaining walls) Crew continue placing MSE panels for retaining wall 2, assisted Lalo's crew with bridge header dirt work Juan V's crew (storm drain) Crew continued placing 7x6 boxes to tie in at JB17, hauled off spoils from existing drainage structures in conflict with proposed RCB

MEDIA

Go view the full size image

HBC placing MSE panels for retaining wall 2 9:14 am 08/05/2026

Latitude: 30.06901819, Longitude: -95.24302288

Harper Brothers Construction | Northpark Drive

Go view the full size image

HBC excavating for 7x6 boxes south of JB17 9:21 am 08/05/2026

Latitude: 30.0684616, Longitude: -95.24295786

Harper Brothers Construction | Northpark Drive

Go view the full size image

HBC placing 5% CSS behind abutment 1 9:27 am 08/05/2026

Latitude: 30.06856434, Longitude: -95.242475

Harper Brothers Construction | Northpark Drive

Go view the full size image

EDI on site maintaining transplanted trees around both ponds 9:40 am 08/05/2026

Latitude: 30.06872319, Longitude: -95.24517122

EDI | Northpark Drive

Go view the full size image

HBC placing 5% CSS at abutment 1 1:50 pm 08/05/2026

Latitude: 30.06888064, Longitude: -95.24293969

Harper Brothers Construction | Northpark Drive

Go view the full size image

HBC backfilling RTW2 following MSE panel placement 1:51 pm 08/05/2026

Latitude: 30.06888983, Longitude: -95.24295005

Harper Brothers Construction | Northpark Drive

Go view the full size image

Moran Construction excavating for the special use path in front of Marco's Pizza 2:08 pm 08/05/2026

Latitude: 30.06850109, Longitude: -95.23727959

Moran Construction | Northpark Drive

Project Inspector Signature	Date
Anthony Andreotti	August 12, 2026
Reviewer Signature	Date
Tommy Artz	September 1, 2026

HEADLIGHT

DAILY CONSTRUCTION REPORT
Northpark Drive Overpass
Wednesday, August 5th 2026

WEATHER

TRAFFIC CONTROL

EROSION CONTROL

EQUIPMENT

No Equipment Onsite

PERSONNEL

No Personnel Onsite

DIARY

08:36 AM *Image* — HB assembling column forms.

08:38 AM HB structure crew assembling column forms. HB Farmer packing up to move across tracks. Paving crew 2nd stage AZR inlet at wall 4.

09:04 AM *Image* — Paving crew 2nd stage AZ inlets.

11:06 AM *Image* — HB paving crew pouring Mainlane shoulgers

MEDIA

Go view the full size image

New Image 8:36 am 08/05/2026

Latitude: 30.06842572, Longitude: -85.24008834

HB assembling column forms.

Go view the full size image

New Image 9:04 am 08/05/2026

Latitude: 30.06854257, Longitude: -85.23895745

Paving crew 2nd stage AZ inlets.

Go view the full size image

New Image 11:06 am 08/05/2026

Latitude: 30.06847637, Longitude: -85.23854076

HB paving crew pouring Mainlane shoulgers

Project Inspector Signature James McCracken	Date August 11, 2026
Reviewer Signature Tommy Artz	Date September 1, 2026

HEADLIGHT®

DAILY CONSTRUCTION REPORT
Northpark Drive Overpass
Thursday, August 6th 2026

WEATHER

Date	Time	Conditions	Temperature	Wind	Humidity	Description
08/06/2026	8:00 AM	Clear	79.0°F	1 mph	90%	
08/06/2026	3:56 PM	Rain Light	93.0°F	3 mph	92%	

TRAFFIC CONTROL

EROSION CONTROL

EQUIPMENT

Equipment Type	Amount	Operating Hours
EDI		
Water trailer	1	8
¾ Ton Truck Pickup	1	8
Harper Brothers Construction		
Track hoe	1	10
3/4 ton truck pickup	1	10
¾ Ton Truck Pickup	1	10
Track hoe	1	10
Wheel Loader	2	10

PERSONNEL

Trade	Count	Hours
EDI		
Worker	1	8
Harper Brothers Construction		
Superintendent	1	10
Worker	13	10
Operator	4	10
Foreman	2	10

DIARY

01:28 PM **EDI** **Northpark Drive** Subcontractors: EDI (tree maintenance) On site maintaining transplanted trees around the both ponds

01:28 PM **Harper Brothers Construction** **Northpark Drive** Harper Brothers Construction Lalo's crew (pond stabilization) Crew embanked the east bridge header and placed 5% CSS behind abutment 1 at retaining wall 3, did some light excavation at the north pond for the pond liner anchor trench Rodrigo's crew (retaining walls) Crew continue placing MSE panels for retaining wall 2, assisted Lalo's crew with bridge header dirt work Juan V's crew (storm drain) Crew began setting formwork for cast in place collar south at JB16, hauled off spoils from existing drainage structures in conflict with proposed RCB

MEDIA

Go view the full size image

HBC rough grading ahead of drilling crew staging operations 9:22 am 08/06/2026

Latitude: 30.06850073, Longitude: -95.24188446

Harper Brothers Construction | Northpark Drive

Go view the full size image

HBC backfilling AZR inlet chimneys at retaining wall 2 9:28 am 08/06/2026

Latitude: 30.06887083, Longitude: -95.24296282

Go view the full size image

EDI on site performing maintenance on transplanted trees around the south pond 9:36 am 08/06/2026

Latitude: 30.06888394, Longitude: -95.24365039

EDI | Northpark Drive



Go view the full size image

MSE panel placement continuing at retaining wall 2 1:30 pm 08/06/2026

Latitude: 30.06868061, Longitude: -95.24265565

Harper Brothers Construction | Northpark Drive

Go view the full size image

HBC beginning formwork for the cast-in-place collar at JB16 1:40 pm 08/06/2026

Latitude: 30.06852038, Longitude: -95.24259692

Harper Brothers Construction | Northpark Drive

Go view the full size image

HBC placing 5% CSS behind abutment 1 3:18 pm 08/06/2026

Latitude: 30.06880855, Longitude: -95.24243846

Harper Brothers Construction | Northpark Drive

Project Inspector Signature Anthony Andreotti	Date August 12, 2026
Reviewer Signature Tommy Artz	Date September 1, 2026

HEADLIGHT

DAILY CONSTRUCTION REPORT
Northpark Drive Overpass
Friday, August 7th 2026

WEATHER

Date	Time	Conditions	Temperature	Wind	Humidity	Description
08/07/2026	7:52 AM	Clear	78.0°F	3 mph	92%	
08/07/2026	3:55 PM	Clear	96.0°F	5 mph	92%	

TRAFFIC CONTROL

EROSION CONTROL

EQUIPMENT

Equipment Type	Amount	Operating Hours
Geotest		
1/2 Ton Truck Pickup	1	8
EDI		
Water trailer	1	8
¾ Ton Truck Pickup	1	8
Harper Brothers Construction		
Track hoe	1	10
3/4 ton truck pickup	1	10
¾ Ton Truck Pickup	1	10
Track hoe	1	10
Wheel Loader	2	10
Moran Construction		
1/2 Ton Truck Pickup	2	10
Backhoe	1	10
Track hoe	1	10

PERSONNEL

Trade	Count	Hours
EDI		
Worker	1	8
Harper Brothers Construction		
Superintendent	1	10
Worker	13	10
Operator	4	10
Foreman	2	10
Moran Construction		
Worker	4	10
Foreman	1	10
Geotest		
Worker	1	8

WORK ITEMS

Bid Item	Units	Quantity	From Sta.	From Off.	To Sta.	To Off.	Remarks
Moran Construction							
SB.60 - TxDOT 531 - CONC SIDEWALKS (5")	SY	112.2	39+60	RT	40+61	RT	101' x 10' = 1010sf / 9 = 112.22SY
SB.60 - TxDOT 531 - CONC SIDEWALKS (5")	SY	74.4	41+88	RT	42+55	RT	67' x 10' = 670sf / 9 = 74.44SY

DIARY

01:55 PM **Geotest** **EDI** **Moran Construction** Subcontractors: GeoTest (materials testing) Technician ran densities on cement stabilized sand behind retaining wall 3 and obtained passing results, sampled class A concrete and made one set of cylinders Moran Construction (sidewalks) Crew poured 20cy of HES concrete for the special use path in front of Marco's Pizza from sta 39+60 - 42+55RT for a total of 186.66SY EDI (tree maintenance) On site maintaining transplanted trees around both ponds

01:55 PM **Harper Brothers Construction** Harper Brothers Construction Lalo's crew (pond stabilization) Crew embanked the east bridge header and placed 5% CSS behind abutment 1 at retaining wall 3, did some light excavation at the north pond for the pond liner anchor trench Rodrigo's crew (retaining walls) Crew continued placing MSE panels for retaining walls 1 and 3, assisted Lalo's crew with bridge header dirt work Juan V's crew (storm drain) Crew continued setting formwork and poured HES concrete for the second half of the cast in place collar at JB16 Juan-Carlos' crew (paving) Crew set formwork for coping at the east bridge header and placed 4cy of HES concrete

MEDIA

Go view the full size image

Moran Construction pouring class A concrete for the special use path in front of Marco's Pizza 8:54 am 08/07/2026

Latitude: 30.06832508, Longitude: -95.23725584

Contractor

Moran Construction

Go view the full size image

EDI on site maintaining transplanted trees around the south pond 9:40 am 08/07/2026

Latitude: 30.06879234, Longitude: -95.24503111

Contractor

EDI

Go view the full size image

HBC embanking the west bridge header 9:42 am 08/07/2026

Latitude: 30.06856716, Longitude: -95.24251278

Contractor

Harper Brothers Construction



Go view the full size image

HBC setting formwork for the remainder of the cast in place collar at JB16 9:47 am 08/07/2026

Latitude: 30.06847187, Longitude: -95.24218595

Contractor

Harper Brothers Construction

Go view the full size image

HBC excavating liner anchor trenches around the north pond 11:17 am 08/07/2026

Latitude: 30.06942367, Longitude: -95.24523088

Contractor

Harper Brothers Construction

Go view the full size image

HBC continuing embankment operations at the west bridge header 2:09 pm 08/07/2026

Latitude: 30.06862229, Longitude: -95.24225237

Contractor

Harper Brothers Construction

Go view the full size image

HBC setting coping formwork for the east bridge header 2:17 pm 08/07/2026

Latitude: 30.06856859, Longitude: -95.23921901

Contractor

Harper Brothers Construction

Go view the full size image

HBC placing HES concrete for the cast in place collar at JB16 3:17 pm 08/07/2026

Latitude: 30.06847547, Longitude: -95.24213833

Contractor

Harper Brothers Construction

Go view the full size image

Anchor trenching continuing at the north pond

3:25 pm 08/07/2026

Latitude: 30.0702867, Longitude: -95.24590686

Contractor

Harper Brothers Construction

Project Inspector Signature Anthony Andreotti	Date August 12, 2026
Reviewer Signature Tommy Artz	Date September 1, 2026

HEADLIGHT

DAILY CONSTRUCTION REPORT
Northpark Drive Overpass
Saturday, August 8th 2026

WEATHER

Date	Time	Conditions	Temperature	Wind	Humidity	Description
08/08/2026	7:54 AM	Clear	79.0°F	2 mph	92%	
08/08/2026	1:27 PM	Partly Cloudy	93.0°F	5 mph	92%	

TRAFFIC CONTROL

EROSION CONTROL

EQUIPMENT

Equipment Type	Amount	Operating Hours
Geotest		
1/2 Ton Truck Pickup	1	7
Harper Brothers Construction		
Water truck	2	7
1/2 Ton Truck Pickup	1	7
Skid steer	1	7
Backhoe	1	7
3/4 ton truck pickup	1	7
¾ Ton Truck Pickup	2	7
Track hoe	1	7
Wheel Loader	2	7

PERSONNEL

Trade	Count	Hours
Harper Brothers Construction		
Superintendent	1	10
Worker	20	7
Operator	8	7
Foreman	5	7
Geotest		
Worker	1	7

WORK ITEMS

Bid Item	Units	Quantity	From Sta.	From Off.	To Sta.	To Off.	Remarks
TWL							
LS.13 - TxDOT 170 - IRRIGATION SYSTEM (TY 1)	EA	0.3	13+25	RT	13+25	LT	Irrigation main line installation at both ponds
Harper Brothers Construction							
GEN.10 - TxDOT 502 - BARRICADES, SIGNS AND TRAFFIC HANDLING	MO	1.0	10+00	RT	78+50	LT	General project-wide traffic control
GEN.11 - TxDOT 502 - LAW ENFORCEMENT PERSONNEL	LS	0.0	10+00	RT	78+50	LT	General project-wide traffic control
GEN.07.2 - TxDOT 164 - OUTFALL B SEEDING & WATERING (CO #11)	SY	11111.0	10+00	RT	78+50	LT	Outfall B seeding and watering
GEN.07 - COH 02233 - CLEARING AND GRUBBING	AC	0.7	10+00	RT	78+50	LT	Maintenance cycles of cutting grass from 7/11 – 8/10
SB.29 - TxDOT 132 - EMBANKMENT (FINAL) (DENS CONT)(TY C)	CY	4438.3	10+00	RT	78+50	LT	Bringing paid embankment to 90% of plan quantity (west bridge header work)
SB.30 - TxDOT 132 - EMBANKMENT (FINAL) (DENS CONT)(TY E)(CSBE)	CY	1161.7	10+00	RT	78+50	LT	Bringing paid embankment to 75% of plan quantity (west bridge header work)
SB.47 - TxDOT 423 - RET WALL (MSE) (VERTICAL SCHEME) (SPL)	SF	3567.5	10+00	CL	13+00	CL	MSE panels for retaining walls 1, 2, and 3 from 7/11 to 8/10
SW.07 - TxDOT 400 - CEM STABIL BKFL	CY	33.7	25+80	50RT	407+47	LT	Accounting for cement stabilized backfill for 7x6 RCB on NP Dr and 30" RCP near the UPRR ROW
SW.09 - TxDOT 402 - TRENCH EXCAVATION PROTECTION (PERM DRAINAGE RELATED)	LF	42.0	25+80	50RT	407+47	LT	Accounting for trench protection for 7x6 RCB on NP Dr and 30" RCP near the UPRR ROW
LS.04 - TxDOT 110 - EXCAVATION (SPECIAL)	CY	3415.0	13+25	RT	13+25	RT	Bringing pond excavation to 100% of plant quantity
EX.10 - TxDOT 402 - EXTRA TRENCH EXCAVATION PROTECTION	LF	129219.0	10+00	RT	78+50	LT	UPRR utility conflict delay - see email from Ralph D
[4] -- Benesch Reporting Invoices	DOL	-103008.6	10+00	RT	78+50	LT	Material on hand 7/11 - 8/10
EDI							
LS.53.4: Manual Watering of Transplanted Trees	MO	1.0	13+25	RT	13+25	LT	Relocated tree maintenance for 7/11 - 8/10

DIARY

11:43 AM **Geotest** **EDI** **Moran Construction** **Northpark Drive** Subcontractors: GeoTest (materials testing) Technician ran densities on cement stabilized sand behind retaining wall 3 and obtained passing results EDI (tree maintenance) On site maintaining transplanted trees around both ponds

11:43 AM **Harper Brothers Construction** **Northpark Drive** Harper Brothers Construction Lalo's crew (pond stabilization) Crew embanked the east bridge header and placed 5% CSS behind abutment 1 at retaining wall 3, cleaned up traffic drums and type 3 barricades around project Rodrigo's crew (retaining walls) Crew continued placing MSE panels for retaining walls 1 and 3, assisted Lalo's crew with bridge header dirt work Juan-Carlos' crew (paving) Crew excavated workbench and began setting formwork for the second stage of the westbound U-turn HB Farmers (drillshafts) Crew tied column cages for bent 8, continued equipment mobilization to the west side of UPRR

MEDIA

Go view the full size image

HBC tying column cages for bent 8 drillshaft 3 9:08 am 08/08/2026

Latitude: 30.06858956, Longitude: -95.24056644

Harper Brothers Construction | Northpark Drive

Go view the full size image

HBC excavating and beginning formwork for the westbound U-turn phase 2 9:11 am 08/08/2026

Latitude: 30.06867797, Longitude: -95.24072868

Harper Brothers Construction | Northpark Drive

Go view the full size image

HBC placing 5% CSS behind retaining wall 3 9:19 am 08/08/2026

Latitude: 30.06816874, Longitude: -95.24144389

Harper Brothers Construction | Northpark Drive

Go view the full size image

Cement stabilized sand placement continuing behind RTW3 11:46 am 08/08/2026

Latitude: 30.06861475, Longitude: -95.24249889

Harper Brothers Construction | Northpark Drive

Go view the full size image

HBC continuing fast track prep work for the westbound U-turn stage 2

11:53 am
08/08/2026

Latitude: 30.06872848, Longitude: -95.24166091

Harper Brothers Construction **Northpark Drive**

Project Inspector Signature Anthony Andreotti	Date August 12, 2026
Reviewer Signature Tommy Artz	Date September 1, 2026

Northpark East (T-1015) HNTB Invoice Summary (07/2026)										
Task Orders		LHRA CIP Number	HNTB Invoice Number	Total Contract Authorization	Total Invoiced to Date	Current Invoice	Remaining Authorization	MWDBE Participation	MWDBE Percentage	Fee Type
7	Northpark Drive Detention Basin Project	T-1015	005-65885-DS-003	$ 792,594.06	$ 69,341.16	$ 44,903.30	$ 723,252.90	$ 87,960.04		Lump Sum
	TASK ORDER 7 TOTAL			***$ 792,594.06***	***$ 69,341.16***	***$ 44,903.30***	***$ 723,252.90***	***$ 87,960.04***	***11.10%***	
			TO7 TOTAL	**$ 792,594.06**	**$ 69,341.16**	**$ 44,903.30**	**$ 723,252.90**	**$ 87,960.04**	**11.10%**	

MWBE Subconsultant Summary (TO5)					
TO	**MWBE Subconsultant**	**LHRA CIP**	**Total Contract Amount**	**Total Invoiced to Date**	**% Invoiced to Date**
7	B2Z Engineering	T-1015	$ 49,960.04	$ -	0.0%
7	M2L Associates, Inc	T-1015	$ 38,000.00	$ -	0.0%
Total MWBE Billed to Date			***$ 87,960.04***	***$ -***	0.0%
Total MWBE Billed to Date (TO7)			***$ 87,960.04***	***$ -***	0.0%

Project Name: Northpark Drive Regional Detention Basin Project
Project Location: Montgomery County
Task Order: 7

MONTHLY PROGRESS REPORT NO. 05
June 27 – July 24, 2026

Ahead, Behind or On: *On Schedule*

REMARKS:

Task Order No. 7: Northpark Drive Regional Detention Basin Final Design

Activities this month:

- Project Management & Administration
  - Finalization of Design Concept Report intake form, to be submitted upon finalization of T-1014 drainage report
  - Begin low-risk activities for Design Concept Report
  - Project Kickoff with H&H and Roadway/Modeling teams
  - Finalization of existing conditions terrain, merged with proposed T-1013 elevations
  - Development of proposed models and H&H Analysis using data from T-1014
  - Coordination with H&H SME's on analysis performed as part of T-1014 drainage study

Activities anticipated next period:

- Landscaping Team Kickoff and Full Team Site Visit
- H&H Analysis activities
- Design Concept Report and 30% design activities

Outstanding issues:

- No issues to report.

All subproviders on this project have been contacted to verify their monthly progress; the following subproviders provided services during this service period:

- B2Z Engineering, Inc. (Geotechnical) – TO #7
  - *Activities this month:*
    - No activities this month
  - *Activities anticipated next period:*
    - Begin geotechnical activities.
  - *Outstanding issues:*
    - No issues to report.

- M2L & Associates Inc. (Landscape Design) – TO #7
  - *Activities this month:*
    - No activities this month
  - *Activities anticipated next period:*
    - Begin coordinating potential pond shape and trail alignment concepts.
  - *Outstanding issues:*
    - No issues to report.

Prepared By: Paula Ikpatt
Date: 07/31/2026

HNTB Corporation
The HNTB Companies
Infrastructure Solutions

1301 Fannin Street
Suite 2000
Houston, TX 77002

Telephone (346) 352-5620
Facsimile (713) 354-1501
www.hntb.com

HNTB

Lake Houston Redevelopment Authority
c/o Burton Accounting P.L.L.C.
PO Box 10330
Houston, TX 77206

Invoice #: 005-65885-DS-003
LHRA CIP Number: T-1015
Project Name: Northpark TO7
Invoice Date: 8/7/2026

Attention: Thomas Broad

For Professional Services Rendered through: 07/24/2026
Northpark TO7
Project: Northpark Drive Detention Basin Project

Phase Code / Name	% of Contract	Fee	Previous Amount	Current Amount	% Complete	Total Fee Earned
T-1015 - HNTB Labor - 30% Submittal			*$ 24,437.86*	*$ 44,903.30*		*$ 69,341.16*
T-1015 - HNTB Labor - 60% Submittal			*$ -*	*$ -*		*$ -*
T-1015 - HNTB Labor - 95% Submittal			*$ -*	*$ -*		*$ -*
T-1015 - HNTB Labor - 100% Submittal			*$ -*	*$ -*		*$ -*
T-1015 - HNTB Subconsultant Mark-up (8%)			*$ -*	*$ -*		*$ -*
T-1015 - HNTB Expenses			*$ -*	*$ -*		*$ -*
T-1015 - HNTB Labor/Markup/Expense Total	88.90%	$ 704,634.02	$ 24,437.86	$ 44,903.30	9.84%	$ 69,341.16
T-1015 - Subconsultant - B2Z Engineering	6.30%	$ 49,960.04	$ -	$ -	0.00%	$ -
T-1015 - Subconsultant - M2L Associates, Inc	4.79%	$ 38,000.00	$ -	$ -	0.00%	$ -
T-1015 Total		***$ 792,594.06***	***$ 24,437.86***	***$ 44,903.30***	***8.75%***	***$ 69,341.16***

Total Fee Earned To Date	$ 69,341.16
Less Previous Billings	$ 24,437.86
Amount Due This Invoice	**$ 44,903.30**
Total Contract Amount Remaining	$ 723,252.90
Total Percent Expended	8.75%

MWBE TRACKING	Total Billed	Total MWBE Contract
B2Z Engineering	$ -	$ 49,960.04
M2L Associates, Inc	$ -	$ 38,000.00
	$ -	**$ 87,960.04**

Northpark CEI (T-1013) HNTB Invoice Summary (07/2026)										
Task Order		LHRA CIP Number	HNTB Invoice Number	Total Contract Authorization	Total Invoiced to Date	Current Invoice	Remaining Authorization	MWSBE Participation	MWSBE Percentage	Fee Type
6	Northpark Drive Overpass Project (CEI) CSJ 0912-37-232	T-1013	049-65885-CN-001	$ 3,753,523.15	$ 3,714,437.59	$ 7,653.72	$ 39,085.56	$ 689,673.16		Rates
	TASK ORDER 6 TOTAL			***$ 3,753,523.15***	***$ 3,714,437.59***	***$ 7,653.72***	***$ 39,085.56***	***$ 689,673.16***	***18.37%***	

MWSBE Subconsultant Summary (TO6)					
TO	MWSBE Subconsultant	LHRA CIP	Total Contract Amount	Total Invoiced to Date	% Invoiced to Date
6	Headlight	T-1013	$ 121,050.00	$ 98,420.00	81.3%
6	Geotest Engineering, Inc.	T-1013	$ 286,623.00	$ 280,570.38	97.9%
6	B2Z Engineering	T-1013	$ 282,000.16	$ 285,068.80	101.1%
Total MWSBE Billed to Date			***$ 689,673.16***	***$ 664,059.18***	96.3%

Project Name: Northpark CEI (T-1013)
Project Location: CSJ 0912-37-232
Task Order(s): 6

MONTHLY PROGRESS REPORT NO. 49
June 27, 2026 to July 24, 2026

Ahead, Behind or On: *On schedule*

***REMARKS*: HBC project schedule shows completion date of January 7, 2027 – Original completion date was February 1, 2026.**

Task Order No. 6: CONSTRUCTION ENGINEERING INSPECTION (CEI)

Activities this period:

- **Task 1 – Managing Contract**
  - Continue receiving, reviewing, and responding to project submittals and RFIs
    - Coordinated reviews and responses of RFIs with SMEs
    - Coordinated reviews and responses of Submittals with SMEs
  - Attended bi-weekly project progress meetings and site meetings as requested
  - Coordinated with Cobb Fendley on pending items and actions

- **Task 2 – Construction Survey**
  - No work this invoice period.

- **Task 3 – Utility Engineering**
  - No work this invoice period.

- **Task 4 – Project Supervision**
  - No work this invoice period.

- **Task 5 – Inspection of Work and Project Records**
  - No work this invoice period.

- **Task 6 – Job Control**
  - No work this invoice period.

- **Task 7 – Design Verifications, Change Orders**
  - No work this invoice period.

- **Task 8 – Final Construction Documents**
  - No work this invoice period.

All subproviders on this project have been contacted to verify their monthly progress; the following subproviders provided services this service period:

- Headlight (Photo Based Inspection Technology)
  - *Activities this month:*
    - No work this invoice period.
  - *Activities anticipated next period:*
    - No work anticipated next invoice period.
  - *Outstanding issues:*
    - No issues to report.

Project Name: Northpark CEI (T-1013)
Project Location: CSJ 0912-37-232
Task Order(s): 6

- Geotest Engineering, Inc. (Materials Testing)
  - *Activities this month:*
    - No work this invoice period.
  - *Activities anticipated next period:*
    - No work anticipated next invoice period.
  - *Outstanding issues:*
    - No issues to report.

- D.C.T. Imaging (Drone Services)
  - *Activities this month:*
    - No work this invoice period.
  - *Activities anticipated next period:*
    - No work anticipated next invoice period.
  - *Outstanding issues:*
    - No issues to report.

- B2Z Engineering, Inc. (Inspection Services)
  - *Activities this month:*
    - No work this invoice period.
  - *Activities anticipated next period:*
    - No work anticipated next invoice period.
  - *Outstanding issues:*
    - No issues to report.

Prepared By: Joel Salinas
Date: 07/31/2026

HNTB Corporation
The HNTB Companies
Infrastructure Solutions

1301 Fannin Street
Suite 2000
Houston, TX 77002

Telephone (346) 352-5620
Facsimile (713) 354-1501
www.hntb.com

HNTB

Lake Houston Redevelopment Authority
c/o Burton Accounting P.L.L.C.
PO Box 10330
Houston, TX 77206

Invoice #: 049-65885-CN-001
LHRA CIP Number: T-1013
Project Name: Northpark CEI - Task Order 6
Invoice Date: 8/7/2026

Attention: Thomas Broad

For Professional Services Rendered through: 07/24/2026

Northpark CEI - Task Order 6
Project: Construction, Engineering and Inspection

Phase Code / Name	% of Contract	Fee	Previous Amount	Current Amount	% Complete	Total Fee Earned
HNTB - Labor	73.91%	$ 2,774,259.94	$ 2,763,151.41	$ 7,653.72	99.88%	$ 2,770,805.13
HNTB - Direct Expenses	4.35%	$ 163,103.92	$ 159,056.55	$ -	97.52%	$ 159,056.55
HNTB - Subconsultant Mark-up (8%)	1.61%	$ 60,456.24	$ 58,116.73	$ -	96.13%	$ 58,116.73
Headlight (MWSBE)	3.22%	$ 121,050.00	$ 98,420.00	$ -	81.31%	$ 98,420.00
Geotest Engineering, Inc. (MWSBE)	7.64%	$ 286,623.00	$ 280,570.38	$ -	97.89%	$ 280,570.38
D.C.T. Imaging	1.67%	$ 62,500.00	$ 62,400.00	$ -	99.84%	$ 62,400.00
B2Z Engineering (MWSBE)	7.61%	$ 285,530.05	$ 285,068.80	$ -	99.84%	$ 285,068.80
TOTALS		**$ 3,753,523.15**	$ 3,706,783.87	**$ 7,653.72**	**98.96%**	**$ 3,714,437.59**

Total Fee Earned To Date	$	3,714,437.59
Less Previous Billings	$	3,706,783.87
Amount Due This Invoice	**$**	**7,653.72**

Total Contract Amount Remaining	$	39,085.56
Total Percent Expended		98.96%

INVOICE

HNTB
Project & Company Confidential

Date: 06/27/2026 through 07/24/2026

Job: 65885-CN-001	**E/O**	Haywood, AS (17387)	Ofc 027
Ph Seg: CN-001 Northpark CEI (T-1013) TO 6	**P/M**	Obregon, VR (15220)	Ofc 027
Invoice No. 049	**B/O**	Houston TX	Ofc 027
	B/F	HNTB Infrastructure	

OFFICE	Emp	Employee	Classification	*Office/	Trans	Loaded Rate	Hours		Loaded Total
027	31670	Henderson, Ashley M	Admin/Office Manager	O	LAB	121.72	8.25	$	1,004.19
027	22798	Light, Kate	Project Engineer	O	LAB	201.71	9.00	$	1,815.39
027	01210	Salinas, Joel	Senior Project Manager	O	LAB	330.39	11.00	$	3,634.29
						Office Labor Total	***28.25***	***$***	***6,453.87***

FIELD LABOR	EmpNo	Employee	Classification	*Office/ **Field	Trans Type	Loaded Rate	Hours		Loaded Total
027	29433	Peik, Steve	Project Manager	F	LAB	239.97	5.00	$	1,199.85
						Field Labor Total	***5.00***	***$***	***1,199.85***

Expenses	Trans	Amount		Total
	EXP	-	$	-
		Expense Total	***$***	***-***

Subconsultants	Trans	Amount		Total
Headlight	SUB	-	$	-
Geotest Engineering, Inc.	SUB	-	$	-
D.C.T. Imaging	SUB	-	$	-
B2Z Engineering	SUB	-	$	-
HNTB - Subconsultant Mark-up (8%)	SUB	-	$	-
		Subconsultant Total	***$***	***-***

Total Invoice	**$**	**7,653.72**

Previously Invoiced	$3,706,783.87
Total Amount Earned to Date	$3,714,437.59
Contract NTE	$3,753,523.15
Contract Remaining	$39,085.56

***Office** rates calculated based on 3.00 multiplier*
***Field** rates calculated based on 2.30 multiplier*
***Contract** rates are used in this invoice*

Timesheet
Backup

Employee Signature / Electronic Approval (Central Time)
Ashley Henderson - 31670 at 7/2/2026 5:09:07 PM

Approval Signature / Electronic Approval (Central Time)
Michael Nwogu - 22498 at 7/3/2026 8:10:40 AM

Employee: 31670 - Ashley Henderson
Home Org: 027
Resource Pool: 1611
Timesheet Document Dates: 1/1/1900 - 7/3/2026
Project: 65885-CN-001 - Northpark West CEI (T-1013)
Client: 002038-002 - City of Houston Public Works

Regular Hours

Sequence	Project	Task	Classification	Hours Type	Location	6/27	6/28	6/29	6/30	7/1	7/2	7/3	Total
9	65885-CN-001 Northpark West CEI (T-1013)	001.T930.027 027_CEI Support	1611	RT	US-TX			0.25	0.75	0.75			1.75
			Total Regular Hours					0.25	0.75	0.75			1.75
										Timesheet Total			1.75

Timesheet
Backup

Employee Signature / Electronic Approval (Central Time)
Ashley Henderson - 31670 at 7/10/2026 8:27:12 AM

Approval Signature / Electronic Approval (Central Time)
Michael Nwogu - 22498 at 7/10/2026 4:39:55 PM

Employee: 31670 - Ashley Henderson
Home Org: 027
Resource Pool: 1611
Timesheet Document Dates: 1/1/1900 - 7/10/2026
Project: 65885-CN-001 - Northpark West CEI (T-1013)
Client: 002038-002 - City of Houston Public Works

Regular Hours

Sequence	Project	Task	Classification	Hours Type	Location	7/4	7/5	7/6	7/7	7/8	7/9	7/10	Total
9	65885-CN-001 Northpark West CEI (T-1013)	001.T930.027 027_CEI Support	1611	RT	US-TX						4.00	0.75	4.75
			Total Regular Hours								4.00	0.75	4.75
										Timesheet Total			4.75

Timesheet
Backup

Employee Signature / Electronic Approval (Central Time)
Ashley Henderson - 31670 at 7/17/2026 9:44:46 AM

Approval Signature / Electronic Approval (Central Time)
Michael Nwogu - 22498 at 7/17/2026 9:53:13 AM

Employee: 31670 - Ashley Henderson
Home Org: 027
Resource Pool: 1611
Timesheet Document Dates: 1/1/1900 - 7/17/2026
Project: 65885-CN-001 - Northpark West CEI (T-1013)
Client: 002038-002 - City of Houston Public Works

Regular Hours

Sequence	Project	Task	Classification	Hours Type	Location	7/11	7/12	7/13	7/14	7/15	7/16	7/17	Total
9	65885-CN-001 Northpark West CEI (T-1013)	001.T930.027 027_CEI Support	1611	RT	US-TX				0.25	0.75		0.25	1.25
			Total Regular Hours						0.25	0.75		0.25	1.25
									Timesheet Total				1.25

Timesheet
Backup

Employee Signature / Electronic Approval (Central Time)
Ashley Henderson - 31670 at 7/24/2026 8:50:28 AM

Approval Signature / Electronic Approval (Central Time)
Michael Nwogu - 22498 at 7/24/2026 11:28:28 AM

Employee: 31670 - Ashley Henderson
Home Org: 027
Resource Pool: 1611
Timesheet Document Dates: 1/1/1900 - 7/24/2026
Project: 65885-CN-001 - Northpark West CEI (T-1013)
Client: 002038-002 - City of Houston Public Works

Regular Hours

Sequence	Project	Task	Classification	Hours Type	Location	7/18	7/19	7/20	7/21	7/22	7/23	7/24	Total
10	65885-CN-001 Northpark West CEI (T-1013)	001.T930.027 027_CEI Support	1611	RT	US-TX						0.25	0.25	0.50
			Total Regular Hours								0.25	0.25	0.50
										Timesheet Total			0.50

Timesheet
Backup

Employee Signature / Electronic Approval (Central Time)
Joel Salinas - 01210 at 7/2/2026 3:44:19 PM

Approval Signature / Electronic Approval (Central Time)
Kacie Weese - 10234 at 7/6/2026 1:29:49 PM

Employee: 01210 - Joel Salinas
Home Org: 027
Resource Pool: 0101
Timesheet Document Dates: 1/1/1900 - 7/3/2026
Project: 65885-CN-001 - Northpark West CEI (T-1013)
Client: 002038-002 - City of Houston Public Works

Regular Hours

Sequence	Project	Task	Classification	Hours Type	Location	6/27	6/28	6/29	6/30	7/1	7/2	7/3	Total
12	65885-CN-001 Northpark West CEI (T-1013)	001.T930.027 027_CEI Support	0101	RT	US-TX						1.00		1.00
			Total Regular Hours								1.00		1.00
										Timesheet Total			1.00

Timesheet
Backup

Employee Signature / Electronic Approval (Central Time)
Joel Salinas - 01210 at 7/10/2026 4:09:54 PM

Approval Signature / Electronic Approval (Central Time)
LeAnne Napolillo - 27545 at 7/10/2026 5:27:47 PM

Employee: 01210 - Joel Salinas **Home Org:** 027 **Resource Pool:** 0101 **Timesheet Document Dates:** 1/1/1900 - 7/10/2026
Project: 65885-CN-001 - Northpark West CEI (T-1013) **Client:** 002038-002 - City of Houston Public Works

Regular Hours

Sequence	Project	Task	Classification	Hours Type	Location	7/4	7/5	7/6	7/7	7/8	7/9	7/10	Total
14	65885-CN-001 Northpark West CEI (T-1013)	001.T930.027 027_CEI Support	0101	RT	US-TX			1.00	1.00		1.00		3.00
			Total Regular Hours					1.00	1.00		1.00		3.00
												Timesheet Total	3.00

Timesheet
Backup

Employee Signature / Electronic Approval (Central Time)
Joel Salinas - 01210 at 7/19/2026 8:53:56 AM

Approval Signature / Electronic Approval (Central Time)
Kortnee Zbierski - 25767 at 7/20/2026 9:53:58 AM

Employee: 01210 - Joel Salinas **Home Org:** 027 **Resource Pool:** 0101 **Timesheet Document Dates:** 1/1/1900 - 7/17/2026
Project: 65885-CN-001 - Northpark West CEI (T-1013) **Client:** 002038-002 - City of Houston Public Works

Regular Hours

Sequence	Project	Task	Classification	Hours Type	Location	7/11	7/12	7/13	7/14	7/15	7/16	7/17	Total
14	65885-CN-001 Northpark West CEI (T-1013)	001.T930.027 027_CEI Support	0101	RT	US-TX			1.00	2.00				3.00
			Total Regular Hours					1.00	2.00				3.00
									Timesheet Total				3.00

Timesheet
Backup

Employee Signature / Electronic Approval (Central Time)
Joel Salinas - 01210 at 7/24/2026 9:15:28 AM

Approval Signature / Electronic Approval (Central Time)
LeAnne Napolillo - 27545 at 7/24/2026 11:58:14 AM

Employee: 01210 - Joel Salinas **Home Org:** 027 **Resource Pool:** 0101 **Timesheet Document Dates:** 1/1/1900 - 7/24/2026

Project: 65885-CN-001 - Northpark West CEI (T-1013) **Client:** 002038-002 - City of Houston Public Works

Regular Hours

Sequence	Project	Task	Classification	Hours Type	Location	7/18	7/19	7/20	7/21	7/22	7/23	7/24	Total
11	65885-CN-001 Northpark West CEI (T-1013)	001.T930.027 027_CEI Support	0101	RT	US-TX			1.00		1.00	2.00		4.00
			Total Regular Hours					1.00		1.00	2.00		4.00
										Timesheet Total			4.00

Timesheet
Backup

Employee Signature / Electronic Approval (Central Time)
Kate Light - 22798 at 7/10/2026 8:34:28 AM

Approval Signature / Electronic Approval (Central Time)
Paula Ikpatt - 14936 at 7/10/2026 4:21:26 PM

Employee: 22798 - Kate Light
Home Org: 027
Resource Pool: 0133
Timesheet Document Dates: 1/1/1900 - 7/10/2026
Project: 65885-CN-001 - Northpark West CEI (T-1013)
Client: 002038-002 - City of Houston Public Works

Regular Hours

Sequence	Project	Task	Classification	Hours Type	Location	7/4	7/5	7/6	7/7	7/8	7/9	7/10	Total
5	65885-CN-001 Northpark West CEI (T-1013)	001.T930.027 027_CEI Support	0133	RT	US-TX			6.00					6.00
			Total Regular Hours					6.00					6.00
												Timesheet Total	6.00

Timesheet
Backup

Employee Signature / Electronic Approval (Central Time)
Kate Light - 22798 at 7/17/2026 10:55:49 AM

Approval Signature / Electronic Approval (Central Time)
Kortnee Zbierski - 25767 at 7/20/2026 9:54:54 AM

Employee: 22798 - Kate Light
Home Org: 027
Resource Pool: 0133
Timesheet Document Dates: 1/1/1900 - 7/17/2026
Project: 65885-CN-001 - Northpark West CEI (T-1013)
Client: 002038-002 - City of Houston Public Works

Regular Hours

Sequence	Project	Task	Classification	Hours Type	Location	7/11	7/12	7/13	7/14	7/15	7/16	7/17	Total
8	65885-CN-001 Northpark West CEI (T-1013)	001.T930.027 027_CEI Support	0133	RT	US-TX					3.00			3.00
			Total Regular Hours							3.00			3.00
									Timesheet Total				3.00

Timesheet
Backup

Employee Signature / Electronic Approval (Central Time)
Steve Peik - 29433 at 7/2/2026 4:53:23 PM

Approval Signature / Electronic Approval (Central Time)
Shane Cossey - 34736 at 7/6/2026 8:26:27 AM

Employee: 29433 - Steve Peik
Home Org: 299
Resource Pool: 1731
Timesheet Document Dates: 1/1/1900 - 7/3/2026
Project: 65885-CN-001 - Northpark West CEI (T-1013)
Client: 002038-002 - City of Houston Public Works

Regular Hours

Sequence	Project	Task	Classification	Hours Type	Location	6/27	6/28	6/29	6/30	7/1	7/2	7/3	Total
3	65885-CN-001 Northpark West CEI (T-1013)	001.T930.299 299_CEI Support	1731	RT	US-TX					2.00			2.00
			Total Regular Hours							2.00			2.00
									Timesheet Total				2.00

Timesheet
Backup

Employee Signature / Electronic Approval (Central Time)
Steve Peik - 29433 at 7/10/2026 8:51:12 AM

Approval Signature / Electronic Approval (Central Time)
Shane Cossey - 34736 at 7/10/2026 4:05:17 PM

Employee: 29433 - Steve Peik
Home Org: 299
Resource Pool: 1731
Timesheet Document Dates: 1/1/1900 - 7/10/2026
Project: 65885-CN-001 - Northpark West CEI (T-1013)
Client: 002038-002 - City of Houston Public Works

Regular Hours

Sequence	Project	Task	Classification	Hours Type	Location	7/4	7/5	7/6	7/7	7/8	7/9	7/10	Total
4	65885-CN-001 Northpark West CEI (T-1013)	001.T930.299 299_CEI Support	1731	RT	US-TX				1.00				1.00
			Total Regular Hours						1.00				1.00

Overtime Hours

Sequence	Project	Task	Classification	Hours Type	Location	7/4	7/5	7/6	7/7	7/8	7/9	7/10	Total
			Total Overtime Hours										

Timesheet Total 1.00

Timesheet
Backup

Employee Signature / Electronic Approval (Central Time)
Steve Peik - 29433 at 7/17/2026 9:54:42 AM

Approval Signature / Electronic Approval (Central Time)
Shane Cossey - 34736 at 7/20/2026 8:15:21 AM

Employee: 29433 - Steve Peik
Home Org: 299
Resource Pool: 1731
Timesheet Document Dates: 1/1/1900 - 7/17/2026
Project: 65885-CN-001 - Northpark West CEI (T-1013)
Client: 002038-002 - City of Houston Public Works

Regular Hours

Sequence	Project	Task	Classification	Hours Type	Location	7/11	7/12	7/13	7/14	7/15	7/16	7/17	Total
4	65885-CN-001 Northpark West CEI (T-1013)	001.T930.299 299_CEI Support	1731	RT	US-TX						1.00		1.00
			Total Regular Hours								1.00		1.00
										Timesheet Total			1.00

Timesheet
Backup

Employee Signature / Electronic Approval (Central Time)
Steve Peik - 29433 at 7/24/2026 9:12:49 AM

Approval Signature / Electronic Approval (Central Time)
Shane Cossey - 34736 at 7/24/2026 10:40:01 AM

Employee: 29433 - Steve Peik
Home Org: 299
Resource Pool: 1731
Timesheet Document Dates: 1/1/1900 - 7/24/2026
Project: 65885-CN-001 - Northpark West CEI (T-1013)
Client: 002038-002 - City of Houston Public Works

Regular Hours

Sequence	Project	Task	Classification	Hours Type	Location	7/18	7/19	7/20	7/21	7/22	7/23	7/24	Total
4	65885-CN-001 Northpark West CEI (T-1013)	001.T930.299 299_CEI Support	1731	RT	US-TX					1.00			1.00
			Total Regular Hours							1.00			1.00
									Timesheet Total				1.00

Northpark East (T-1014) HNTB Invoice Summary (07/2026)										
Task Orders		LHRA CIP Number	HNTB Invoice Number	Total Contract Authorization	Total Invoiced to Date	Current Invoice	Remaining Authorization	MWDBE Participation	MWDBE Percentage	Fee Type
4	Montgomery County: Prelim Design Mgmt & Coord CSJ 0912-37-245	T-1014A	064-65885-PL-003	$ 664,520.27	$ 663,176.67	$ 2,334.96	$ 1,343.60	$ 14,979.27		Billing Rates
4	Harris County: Prelim Dsgn Mgmt & Coord CSJ 0912-72-618	T-1014B	064-65885-PL-003	$ 482,742.02	$ 445,648.91	$ 6,750.00	$ 37,093.11	$ 9,986.18		Billing Rates
	TASK ORDER 4 TOTAL			***$ 1,147,262.29***	***$ 1,108,825.58***	***$ 9,084.96***	***$ 38,436.71***	***$ 24,965.45***	***2.18%***	
5	Montgomery County: Final Design CSJ 0912-37-245	T-1014A	064-65885-DS-002	$ 1,832,931.72	$ 971,051.02	$ 49,019.75	$ 861,880.70	$ 450,383.82		Lump Sum
5	Harris County: Final Design CSJ 0912-72-618	T-1014B	064-65885-DS-002	$ 1,221,954.47	$ 744,025.45	$ 32,678.75	$ 477,929.02	$ 300,255.87		Lump Sum
	TASK ORDER 5 TOTAL			***$ 3,054,886.19***	***$ 1,715,076.47***	***$ 81,698.50***	***$ 1,339,809.72***	***$ 750,639.69***	***24.57%***	
			TO4 & TO5 COMBINED TOTAL	**$ 4,202,148.48**	**$ 2,823,902.05**	**$ 90,783.46**	**$ 1,378,246.43**	**$ 775,605.14**	**18.46%**	

MWBE Subconsultant Summary (TO4)					
TO	**MWBE Subconsultant**	**LHRA CIP**	**Total Contract Amount**	**Total Invoiced to Date**	**% Invoiced to Date**
4	Agha Engineering, LLC	T-1014	$ 24,965.45	$ 24,965.45	100.0%
Total MWBE Billed to Date			***$ 24,965.45***	***$ 24,965.45***	100.0%

MWBE Subconsultant Summary (TO5)					
TO	**MWBE Subconsultant**	**LHRA CIP**	**Total Contract Amount**	**Total Invoiced to Date**	**% Invoiced to Date**
5	Agha Engineering, LLC	T-1014	$ 274,769.75	$ 2,872.03	1.0%
5	B2Z Engineering	T-1014	$ 168,907.69	$ -	0.0%
5	IMS Engineers, Inc	T-1014	$ 195,660.25	$ -	0.0%
5	M2L Associates, Inc	T-1014	$ 54,000.00	$ -	0.0%
5	P&B Engineers	T-1014	$ 57,302.00	$ 9,075.00	15.8%
Total MWBE Billed to Date			***$ 750,639.69***	***$ 11,947.03***	1.6%
Total MWBE Billed to Date (TO4 & TO5 combined)			***$ 775,605.14***	***$ 36,912.48***	4.8%

Project Name: Northpark Drive Reconstruction (T-1014)
Project Location: Montgomery County (CSJ 0912-37-245) & Harris County (CSJ 0912-72-618)
Task Order(s): 4, 5

MONTHLY PROGRESS REPORT NO. 64
June 27th – July 24th, 2026

Ahead, Behind or On: *On Schedule*

REMARKS:

Task Order No. 4: MANAGEMENT & COORDINATION RELATED TO PRELIM DESIGN AND AGENCY COORDINATION WITH TxDOT

Activities this period:

- **Preliminary Engineering:**
  - Project Management and coordination activities

- **Environmental Studies:**
  - Noise Analysis
    - Performed Constructability Review of potential noise barrier locations
    - Completed Noise Barrier Constructability form

Activities anticipated next period:

- Awaiting environmental clearance

Outstanding issues:

- No issues to report

Task Order No. 5: DRAINAGE IMPACT STUDY & FINAL DESIGN

Activities this month:

- TxDOT Coordination
  - Continued monthly coordination with TxDOT
  - Attend monthly progress meeting with TxDOT on July 7th
  - Prepared updated project development schedule and project schedule per TxDOT's request
- Drainage Coordination
  - Followed up with TxDOT on drainage report review status
- 3D Model Design
  - Minor adjustments to model to reflect corridor wide changes
- Plan Sheets Development
  - Continued preparation of Roadway P&P Sheets
  - Continued preparation of Traffic Control Plan Concept
  - Continued preparation of TCP General Construction Phasing Sheets
- Design Criteria
  - Began preparing Design Summary Report
- Traffic
  - No work performed during this invoice period
- Utilities
  - Updated draft Utility Tracker per TxDOT's request

Activities anticipated next period:

- Continue with 30% design.
- Complete QC on traffic signal warrant analysis.
- Review drainage report comments from TxDOT
- Coordinate drainage report submittal to HCFCD

Outstanding issues:

- No issues to report.

All subproviders on this project have been contacted to verify their monthly progress; the following subproviders provided services this service period:

- Agha Engineering, LLC (Schematic Design Support & Drainage Design) – TO #4 & 5
  - *Activities this month:*
    - No activities this month
  - *Activities anticipated next period:*
    - No activities anticipated next month.
  - *Outstanding issues:*
    - No issues to report.

- Gauge Engineering (Drainage Impact Study) – TO #5
  - *Activities this month:*
    - No activities this month
  - *Activities anticipated next period:*
    - No activities this month
  - *Outstanding issues:*
    - No issues to report.

- B2Z Engineering, Inc. (Geotechnical & Bridge Design) – TO #5
  - *Activities this month:*
    - No activities this month
  - *Activities anticipated next period:*
    - No activities anticipated next month.
  - *Outstanding issues:*
    - No issues to report.

- IMS Engineers, Inc. (Signing, Striping, Utilities) – TO #5
  - *Activities this month:*
    - No activities this month
  - *Activities anticipated next period:*
    - No activities anticipated next month.
  - *Outstanding issues:*
    - No issues to report.

- M2L & Associates Inc. (Landscaping) – TO #5
  - *Activities this month:*
    - No activities this month
  - *Activities anticipated next period:*
    - No activities anticipated next month.
  - *Outstanding issues:*

        - No issues to report.

- P&B Engineers (Utilities) – TO #5
    - *Activities this month:*
        - No activities this month
    - *Activities anticipated next period:*
        - Updating utility contact list and requesting mailing addresses.
        - Update Utility Status Tracker Spreadsheet.
    - *Outstanding issues:*
        - No issues to report.

Prepared By: Paula Ikpatt
Date: 07/31/2026

HNTB Corporation
The HNTB Companies
Infrastructure Solutions

1301 Fannin Street
Suite 2000
Houston, TX 77002

Telephone (346) 352-5620
Facsimile (713) 354-1501
www.hntb.com

HNTB

Lake Houston Redevelopment Authority
c/o Burton Accounting P.L.L.C.
PO Box 10330
Houston, TX 77206

Invoice #: 064-65885-PL-003
LHRA CIP Number: T-1014 (A&B)
Project Name: Northpark TO4
Invoice Date: 8/7/2026

Attention: Jeff Nielsen

For Professional Services Rendered through: 07/24/2026
Northpark TO4
Project: Management & coordination related to preliminary design and agency coordination with TxDOT

Phase Code / Name	% of Contract	Fee	Previous Amount	Current Amount	% Complete	Total Fee Earned
T-1014A - HNTB Labor - Montgomery County (CSJ 0912-37-245)	55.97%	$ 642,089.00	$ 639,293.61	$ 2,334.96	99.93%	$ 641,628.57
T-1014A - HNTB Expenses - Montgomery County (CSJ 0912-37-245)	0.65%	$ 7,452.00	$ 6,568.83	$ -	88.15%	$ 6,568.83
T-1014A - Subconsultant - Agha Engineering, LLC. - Harris County (CSJ 0912-37-245)	1.31%	$ 14,979.27	$ 14,979.27	$ -	100.00%	$ 14,979.27
T-1014A - Montgomery County (CSJ 0912-37-245) Total		***$ 664,520.27***	***$ 660,841.71***	***$ 2,334.96***		***$ 663,176.67***
T-1014B - HNTB Labor - Harris County (CSJ 0912-72-618)	40.69%	$ 466,868.00	$ 423,084.93	$ 6,750.00	92.07%	$ 429,834.93
T-1014B - HNTB Expenses - Harris County (CSJ 0912-72-618)	0.51%	$ 5,887.84	$ 5,827.80	$ -	98.98%	$ 5,827.80
T-1014B - Subconsultant - Agha Engineering, LLC. - Montgomery County (CSJ 0912-72-618)	0.87%	$ 9,986.18	$ 9,986.18	$ -	100.00%	$ 9,986.18
T-1014B - Harris County (CSJ 0912-72-618) Total		***$ 482,742.02***	***$ 438,898.91***	***$ 6,750.00***		***$ 445,648.91***
TOTALS (T-1014A & T-1014B)		**$ 1,147,262.29**	$ 1,099,740.62	**$ 9,084.96**	**96.65%**	**$ 1,108,825.58**

Total Fee Earned To Date	$	1,108,825.58
Less Previous Billings	$	1,099,740.62
Amount Due This Invoice	**$**	**9,084.96**
Total contract Amount Remaining	$	38,436.71
Total Percent Expended		96.65%

MWBE TRACKING	Harris County (CSJ 0912-37-245)	Montgomery Cty (CSJ 0912-72-618)	Total Billed	Total MWBE Contract
AGHA Engineering, LLC	$ 14,979.27	$ 9,986.18	$ 24,965.45	$ 24,965.45

T-1014A - HNTB - Harris County

Labor

Multiplier Labor

Employee	*Hours*	*Cost Rate*	*Multiplier*	*Amount*
Courtney Blechle	10.50	89.28	3.00	2,812.32
Dani Courtney	6.00	51.76	3.00	931.68
Dina Ghaffoori	3.00	44.00	3.00	396.00
Jacob Wysong	29.00	30.00	3.00	2,610.00
Total Multiplier Labor				***6,750.00***
Total Labor				**6,750.00**
Total Bill Task: T-1014A - HNTB - Harris County				**6,750.00**

T-1014B - HNTB - Montgomery County

Labor

Multiplier Labor

Employee	*Hours*	*Cost Rate*	*Multiplier*	*Amount*
Andres Hernandez	13.50	40.16	3.00	1,626.48
Pacee Bean	3.00	78.72	3.00	708.48
Total Multiplier Labor				***2,334.96***
Total Labor				**2,334.96**
Total Bill Task: T-1014B - HNTB - Montgomery County				**2,334.96**

Total Project: 65885-PL-003 - Northpark East (T-1014) LHRA T **9,084.96**

Timesheet
Backup

Employee Signature / Electronic Approval (Central Time)
Andres Hernandez - 28182 at 7/10/2026 9:41:49 AM

Approval Signature / Electronic Approval (Central Time)
Courtney Blechle - 21454 at 7/10/2026 9:57:37 AM

Employee: 28182 - Andres Hernandez
Home Org: 027
Resource Pool: 1583
Timesheet Document Dates: 1/1/1900 - 7/10/2026
Project: 65885-PL-003 - Northpark TO4
Client: 002038-002 - City of Houston Public Works

Regular Hours

Sequence	Project	Task	Classification	Hours Type	Location	7/4	7/5	7/6	7/7	7/8	7/9	7/10	Total
2	65885-PL-003 Northpark East (T-1014) LHRA T	105.T917.027 MC - Noise Analysis and Report - 027-Houston TX	1583	RT	US-TX							4.00	4.00
	Descriptions:	*7/10: Noise Barrier Constructability Report*											
			Total Regular Hours									4.00	4.00
									Timesheet Total				4.00

Timesheet
Backup

Employee Signature / Electronic Approval (Central Time)
Andres Hernandez - 28182 at 7/17/2026 9:57:02 AM

Approval Signature / Electronic Approval (Central Time)
Courtney Blechle - 21454 at 7/20/2026 9:34:16 AM

Employee: 28182 - Andres Hernandez
Home Org: 027
Resource Pool: 1583
Timesheet Document Dates: 1/1/1900 - 7/17/2026
Project: 65885-PL-003 - Northpark TO4
Client: 002038-002 - City of Houston Public Works

Regular Hours

Sequence	Project	Task	Classification	Hours Type	Location	7/11	7/12	7/13	7/14	7/15	7/16	7/17	Total
7	65885-PL-003 Northpark East (T-1014) LHRA T	105.T917.027 MC - Noise Analysis and Report - 027-Houston TX	1583	RT	US-TX				0.75				0.75
			Total Regular Hours						0.75				0.75
									Timesheet Total				0.75

Timesheet
Backup

Employee Signature / Electronic Approval (Central Time)
Andres Hernandez - 28182 at 7/24/2026 10:04:02 AM

Approval Signature / Electronic Approval (Central Time)
Courtney Blechle - 21454 at 7/24/2026 11:20:14 AM

Employee: 28182 - Andres Hernandez
Home Org: 027
Resource Pool: 1583
Timesheet Document Dates: 1/1/1900 - 7/24/2026
Project: 65885-PL-003 - Northpark TO4
Client: 002038-002 - City of Houston Public Works

Regular Hours

Sequence	Project	Task	Classification	Hours Type	Location	7/18	7/19	7/20	7/21	7/22	7/23	7/24	Total
6	65885-PL-003 Northpark East (T-1014) LHRA T	105.T917.027 MC - Noise Analysis and Report - 027-Houston TX	1583	RT	US-TX			0.75	4.25	2.75	1.00		8.75
			Total Regular Hours					0.75	4.25	2.75	1.00		8.75
											Timesheet Total		8.75

Timesheet
Backup

Employee Signature / Electronic Approval (Central Time)
Courtney Blechle - 21454 at 7/2/2026 12:18:47 PM

Approval Signature / Electronic Approval (Central Time)
Kacie Weese - 10234 at 7/6/2026 1:26:21 PM

Employee: 21454 - Courtney Blechle
Home Org: 027
Resource Pool: 1907
Timesheet Document Dates: 1/1/1900 - 7/3/2026
Project: 65885-PL-003 - Northpark TO4
Client: 002038-002 - City of Houston Public Works

Regular Hours

Sequence	Project	Task	Classification	Hours Type	Location	6/27	6/28	6/29	6/30	7/1	7/2	7/3	Total
11	65885-PL-003 Northpark East (T-1014) LHRA T	203.T909.027 HC-TxDOT Env Studies-Items 4-1 - 027-Houston TX	1907	RT	US-TX					1.00			1.00
	Descriptions:	*7/1: Bio Review and Submittal*											
			Total Regular Hours							1.00			1.00
									Timesheet Total				1.00

Timesheet
Backup

Employee Signature / Electronic Approval (Central Time)
Courtney Blechle - 21454 at 7/10/2026 9:56:31 AM

Approval Signature / Electronic Approval (Central Time)
Ujari Mohite - 34576 at 7/10/2026 3:41:33 PM

Employee: 21454 - Courtney Blechle **Home Org:** 027 **Resource Pool:** 1907 **Timesheet Document Dates:** 1/1/1900 - 7/10/2026
Project: 65885-PL-003 - Northpark TO4 **Client:** 002038-002 - City of Houston Public Works

Regular Hours

Sequence	Project	Task	Classification	Hours Type	Location	7/4	7/5	7/6	7/7	7/8	7/9	7/10	Total
11	65885-PL-003 Northpark East (T-1014) LHRA T	203.T909.027 HC-TxDOT Env Studies-Items 4-1 - 027-Houston TX	1907	RT	US-TX			1.00	1.50	1.00		2.00	5.50
	Descriptions:	*7/6: Northpark info gathering for Joel* *7/7: Northpark Meeting with TxDOT/constructability* *7/8: Setting up constructability* *7/10: Bio Revisions, Constructability report*											
			Total Regular Hours					1.00	1.50	1.00		2.00	5.50
										Timesheet Total			5.50

Timesheet
Backup

Employee Signature / Electronic Approval (Central Time)
Courtney Blechle - 21454 at 7/17/2026 9:23:41 AM

Approval Signature / Electronic Approval (Central Time)
Ujari Mohite - 34576 at 7/17/2026 10:03:18 AM

Employee: 21454 - Courtney Blechle **Home Org:** 027 **Resource Pool:** 1907 **Timesheet Document Dates:** 1/1/1900 - 7/17/2026
Project: 65885-PL-003 - Northpark TO4 **Client:** 002038-002 - City of Houston Public Works

Regular Hours

Sequence	Project	Task	Classification	Hours Type	Location	7/11	7/12	7/13	7/14	7/15	7/16	7/17	Total
11	65885-PL-003 Northpark East (T-1014) LHRA T	203.T909.027 HC-TxDOT Env Studies-Items 4-1 - 027-Houston TX	1907	RT	US-TX			1.00	2.00				3.00
	Descriptions: *7/13: Updated bio* *7/14: updated bio*												
			Total Regular Hours					1.00	2.00				3.00
									Timesheet Total				3.00

Timesheet
Backup

Employee Signature / Electronic Approval (Central Time)
Courtney Blechle - 21454 at 7/24/2026 11:20:01 AM

Approval Signature / Electronic Approval (Central Time)
Vivienne Plummer - 22620 at 7/24/2026 12:22:38 PM

Employee: 21454 - Courtney Blechle
Home Org: 027
Resource Pool: 1907
Timesheet Document Dates: 1/1/1900 - 7/24/2026
Project: 65885-PL-003 - Northpark TO4
Client: 002038-002 - City of Houston Public Works

Regular Hours

Sequence	Project	Task	Classification	Hours Type	Location	7/18	7/19	7/20	7/21	7/22	7/23	7/24	Total
11	65885-PL-003 Northpark East (T-1014) LHRA T	203.T909.027 HC-TxDOT Env Studies-Items 4-1 - 027-Houston TX	1907	RT	US-TX						1.00		1.00
			Total Regular Hours								1.00		1.00
									Timesheet Total				1.00

Timesheet
Backup

Employee Signature / Electronic Approval (Central Time)
Danielle Courtney - 24418 at 7/2/2026 9:55:25 AM

Approval Signature / Electronic Approval (Central Time)
Courtney Blechle - 21454 at 7/2/2026 12:19:08 PM

Employee: 24418 - Dani Courtney
Home Org: 027
Resource Pool: 1761
Timesheet Document Dates: 1/1/1900 - 7/3/2026
Project: 65885-PL-003 - Northpark TO4
Client: 002038-002 - City of Houston Public Works

Regular Hours

Sequence	Project	Task	Classification	Hours Type	Location	6/27	6/28	6/29	6/30	7/1	7/2	7/3	Total
4	65885-PL-003 Northpark East (T-1014) LHRA T	203.T909.027 HC-TxDOT Env Studies-Items 4-1 - 027-Houston TX	1761	RT	US-TX					3.00			3.00
			Total Regular Hours							3.00			3.00
									Timesheet Total				3.00

Timesheet
Backup

Employee Signature / Electronic Approval (Central Time)
Danielle Courtney - 24418 at 7/10/2026 8:00:31 AM

Approval Signature / Electronic Approval (Central Time)
Courtney Blechle - 21454 at 7/10/2026 9:56:59 AM

Employee: 24418 - Dani Courtney
Home Org: 027
Resource Pool: 1761
Timesheet Document Dates: 1/1/1900 - 7/10/2026
Project: 65885-PL-003 - Northpark TO4
Client: 002038-002 - City of Houston Public Works

Regular Hours

Sequence	Project	Task	Classification	Hours Type	Location	7/4	7/5	7/6	7/7	7/8	7/9	7/10	Total
4	65885-PL-003 Northpark East (T-1014) LHRA T	203.T909.027 HC-TxDOT Env Studies-Items 4-1 - 027-Houston TX	1761	RT	US-TX			2.00					2.00
			Total Regular Hours					2.00					2.00
												Timesheet Total	2.00

Timesheet
Backup

Employee Signature / Electronic Approval (Central Time)
Danielle Courtney - 24418 at 7/17/2026 11:31:50 AM

Approval Signature / Electronic Approval (Central Time)
Courtney Blechle - 21454 at 7/20/2026 9:34:27 AM

Employee: 24418 - Dani Courtney **Home Org:** 027 **Resource Pool:** 1761 **Timesheet Document Dates:** 1/1/1900 - 7/17/2026
Project: 65885-PL-003 - Northpark TO4 **Client:** 002038-002 - City of Houston Public Works

Regular Hours

Sequence	Project	Task	Classification	Hours Type	Location	7/11	7/12	7/13	7/14	7/15	7/16	7/17	Total
5	65885-PL-003 Northpark East (T-1014) LHRA T	203.T909.027 HC-TxDOT Env Studies-Items 4-1 - 027-Houston TX	1761	RT	US-TX				1.00				1.00
	Descriptions: *7/14: Species Review*												
			Total Regular Hours						1.00				1.00
									Timesheet Total				1.00

Timesheet
Backup

Employee Signature / Electronic Approval (Central Time)
Dina Ghaffoori - 28296 at 7/10/2026 11:30:31 AM

Approval Signature / Electronic Approval (Central Time)
Patricia Bean - 24166 at 7/10/2026 12:27:33 PM

Employee: 28296 - Dina Ghaffoori **Home Org:** 027 **Resource Pool:** 0193 **Timesheet Document Dates:** 1/1/1900 - 7/10/2026
Project: 65885-PL-003 - Northpark TO4 **Client:** 002038-002 - City of Houston Public Works

Regular Hours

Sequence	Project	Task	Classification	Hours Type	Location	7/4	7/5	7/6	7/7	7/8	7/9	7/10	Total
2	65885-PL-003 Northpark East (T-1014) LHRA T	205.T917.027 HC - Noise Analysis and Report - 027-Houston TX	0193	RT	US-TX						1.00	2.00	3.00
			Total Regular Hours								1.00	2.00	3.00
										Timesheet Total			3.00

Timesheet
Backup

Employee Signature / Electronic Approval (Central Time)
Jacob Wysong - 34945 at 7/2/2026 8:20:02 AM

Approval Signature / Electronic Approval (Central Time)
Danielle Courtney - 24418 at 7/2/2026 10:00:29 AM

Employee: 34945 - Jacob Wysong
Home Org: 027
Resource Pool: 1125
Timesheet Document Dates: 1/1/1900 - 7/3/2026
Project: 65885-PL-003 - Northpark TO4
Client: 002038-002 - City of Houston Public Works

Regular Hours

Sequence	Project	Task	Classification	Hours Type	Location	6/27	6/28	6/29	6/30	7/1	7/2	7/3	Total
1	65885-PL-003 Northpark East (T-1014) LHRA T	203.T909.027 HC-TxDOT Env Studies-Items 4-1 - 027-Houston TX	1125	RT	US-TX			8.00	7.50	8.00	2.50		26.00
			Total Regular Hours					8.00	7.50	8.00	2.50		26.00
										Timesheet Total			26.00

Timesheet
Backup

Employee Signature / Electronic Approval (Central Time)
Jacob Wysong - 34945 at 7/16/2026 4:07:51 PM

Approval Signature / Electronic Approval (Central Time)
Danielle Courtney - 24418 at 7/17/2026 10:45:51 AM

Employee: 34945 - Jacob Wysong **Home Org:** 027 **Resource Pool:** 1125 **Timesheet Document Dates:** 1/1/1900 - 7/17/2026
Project: 65885-PL-003 - Northpark TO4 **Client:** 002038-002 - City of Houston Public Works

Regular Hours

Sequence	Project	Task	Classification	Hours Type	Location	7/11	7/12	7/13	7/14	7/15	7/16	7/17	Total
1	65885-PL-003 Northpark East (T-1014) LHRA T	203.T909.027 HC-TxDOT Env Studies-Items 4-1 - 027-Houston TX	1125	RT	US-TX			3.00					3.00
	Descriptions: *7/13: Office 7:00-10:00*												
			Total Regular Hours					3.00					3.00
									Timesheet Total				3.00

Timesheet
Backup

Employee Signature / Electronic Approval (Central Time)
Patricia Bean - 24166 at 7/10/2026 2:23:27 PM

Approval Signature / Electronic Approval (Central Time)
Joel Salinas - 01210 at 7/12/2026 9:18:31 PM

Employee: 24166 - Pacee Bean
Home Org: 027
Resource Pool: 1898
Timesheet Document Dates: 1/1/1900 - 7/10/2026
Project: 65885-PL-003 - Northpark TO4
Client: 002038-002 - City of Houston Public Works

Regular Hours

Sequence	Project	Task	Classification	Hours Type	Location	7/4	7/5	7/6	7/7	7/8	7/9	7/10	Total
20	65885-PL-003 Northpark East (T-1014) LHRA T	105.T917.027 MC - Noise Analysis and Report - 027-Houston TX	1898	RT	US-TX						0.50	1.50	2.00
			Total Regular Hours								0.50	1.50	2.00

Overtime Hours

Sequence	Project	Task	Classification	Hours Type	Location	7/4	7/5	7/6	7/7	7/8	7/9	7/10	Total
			Total Overtime Hours										

Timesheet Total 2.00

Timesheet
Backup

Employee Signature / Electronic Approval (Central Time)
Patricia Bean - 24166 at 7/17/2026 10:23:02 AM

Approval Signature / Electronic Approval (Central Time)
Joel Salinas - 01210 at 7/19/2026 10:13:13 PM

Employee: 24166 - Pacee Bean
Home Org: 027
Resource Pool: 1898
Timesheet Document Dates: 1/1/1900 - 7/17/2026
Project: 65885-PL-003 - Northpark TO4
Client: 002038-002 - City of Houston Public Works

Regular Hours

Sequence	Project	Task	Classification	Hours Type	Location	7/11	7/12	7/13	7/14	7/15	7/16	7/17	Total
20	65885-PL-003 Northpark East (T-1014) LHRA T	105.T917.027 MC - Noise Analysis and Report - 027-Houston TX	1898	RT	US-TX			1.00					1.00
			Total Regular Hours					1.00					1.00
												Timesheet Total	1.00

HNTB Corporation
The HNTB Companies
Infrastructure Solutions

1301 Fannin Street
Suite 2000
Houston, TX 77002

Telephone (346) 352-5620
Facsimile (713) 354-1501
www.hntb.com

HNTB

Lake Houston Redevelopment Authority
c/o Burton Accounting P.L.L.C.
PO Box 10330
Houston, TX 77206

Invoice #: 064-65885-DS-002
LHRA CIP Number: T-1014 (A&B)
Project Name: Northpark TO5
Invoice Date: 8/7/2026

Attention: Jeff Nielsen

For Professional Services Rendered through: 07/24/2026
Northpark TO5
Project: Northpark East - Final Design

Phase Code / Name	% of Contract	Fee	Previous Amount	Current Amount	% Complete	Total Fee Earned
T-1014A - HNTB Labor - Montgomery County (CSJ 0912-37-245) - Roadway Design			*$ 563,044.28*	*$ 49,019.75*		*$ 612,064.03*
T-1014A - HNTB Labor - Montgomery County (CSJ 0912-37-245) - Misc Roadway Design			*$ -*	*$ -*		*$ -*
T-1014A - HNTB Labor - Montgomery County (CSJ 0912-37-245) - Traffic Signals & Studies			*$ -*	*$ -*		*$ -*
T-1014A - HNTB Labor - Montgomery County (CSJ 0912-37-245) - ITS			*$ -*	*$ -*		*$ -*
T-1014A - HNTB Labor - Montgomery County (CSJ 0912-37-245) - QA/QC			*$ -*	*$ -*		*$ -*
T-1014A - HNTB Expenses - Montgomery County (CSJ 0912-37-245) - Expenses			*$ -*	*$ -*		*$ -*
T-1014A - HNTB Labor/Expense Total (Montgomery County)	33.62%	$ 1,027,013.40	$ 563,044.28	$ 49,019.75	59.60%	$ 612,064.03
T-1014A - Subconsultant - Agha Engineering, LLC - Montgomery County (CSJ 0912-37-245)	5.40%	$ 164,861.85	$ 1,723.22	$ -	1.05%	$ 1,723.22
T-1014A - Subconsultant - B2Z Engineering - Montgomery County (CSJ 0912-37-245)	3.32%	$ 101,344.62	$ -	$ -	0.00%	$ -
T-1014A - Subconsultant - IMS Engineers, Inc - Montgomery County (CSJ 0912-37-245)	3.09%	$ 94,475.35	$ -	$ -	0.00%	$ -
T-1014A - Subconsultant - M2L Associates, Inc - Montgomery County (CSJ 0912-37-245)	1.06%	$ 32,400.00	$ -	$ -	0.00%	$ -
T-1014A - Subconsultant - Gauge Engineering - Montgomery County (CSJ 0912-37-245)	11.41%	$ 348,575.44	$ 351,962.77	$ -	100.97%	$ 351,962.77
T-1014A - Subconsultant - P&B Engineers - Montgomery County (CSJ 0912-37-245)	0.75%	$ 22,920.80	$ 5,301.00	$ -	23.13%	$ 5,301.00
T-1014A - Montgomery County (CSJ 0912-37-245) Total		***$ 1,791,591.46***	***$ 922,031.27***	***$ 49,019.75***		***$ 971,051.02***
T-1014B - HNTB Labor - Harris County (CSJ 0912-72-618) - Roadway Design			*$ 458,164.56*	*$ 32,678.75*		*$ 490,843.31*
T-1014B - HNTB Labor - Harris County (CSJ 0912-72-618) - Misc Roadway Design			*$ -*	*$ -*		*$ -*
T-1014B - HNTB Labor - Harris County (CSJ 0912-72-618) - Traffic Signals & Studies			*$ -*	*$ -*		*$ -*
T-1014B - HNTB Labor - Harris County (CSJ 0912-72-618) - ITS			*$ -*	*$ -*		*$ -*
T-1014B - HNTB Labor - Harris County (CSJ 0912-72-618) - QA/QC			*$ 801.06*	*$ -*		*$ 801.06*
T-1014B - HNTB Expenses - Harris County (CSJ 0912-72-618) - Expenses			*$ 27.38*	*$ -*		*$ 27.38*
T-1014B - HNTB Labor/Expense Total (Harris County)	22.41%	$ 684,675.60	$ 458,993.00	$ 32,678.75	71.81%	$ 491,671.75
T-1014B - Subconsultant - Agha Engineering, LLC - Harris County (CSJ 0912-72-618)	3.60%	$ 109,907.90	$ 1,148.81	$ -	1.05%	$ 1,148.81
T-1014B - Subconsultant - B2Z Engineering - Harris County (CSJ 0912-72-618)	2.21%	$ 67,563.07	$ -	$ -	0.00%	$ -
T-1014B - Subconsultant - IMS Engineers, Inc - Harris County (CSJ 0912-72-618)	3.31%	$ 101,184.90	$ -	$ -	0.00%	$ -
T-1014B - Subconsultant - M2L Associates, Inc - Harris County (CSJ 0912-72-618)	0.71%	$ 21,600.00	$ -	$ -	0.00%	$ -
T-1014B - Subconsultant - Gauge Engineering - Harris County (CSJ 0912-72-618)	7.99%	$ 243,982.06	$ 247,430.89	$ -	101.41%	$ 247,430.89
T-1014B - Subconsultant - P&B Engineers - Harris County (CSJ 0912-72-618)	1.13%	$ 34,381.20	$ 3,774.00	$ -	10.98%	$ 3,774.00
T-1014B - Harris County (CSJ 0912-72-618) Total		***$ 1,263,294.73***	***$ 711,346.70***	***$ 32,678.75***		***$ 744,025.45***
TOTALS (T-1014A & T-1014B)		**$ 3,054,886.19**	$ 1,633,377.97	**$ 81,698.50**	**56.14%**	**$ 1,715,076.47**

Total Fee Earned To Date	$ 1,715,076.47
Less Previous Billings	$ 1,633,377.97
Amount Due This Invoice	**$ 81,698.50**
Total Contract Amount Remaining	$ 1,339,809.72
Total Percent Expended	56.14%

MWBE TRACKING	Montgomery County (CSJ 0912-37-245)	Harris County (CSJ 0912-72-618)	Total Billed	Total MWBE Contract
AGHA Engineering, LLC	$ 1,723.22	$ 1,148.81	$ 2,872.03	$ 274,769.75
B2Z Engineering	$ -	$ -	$ -	$ 168,907.69
IMS Engineers, Inc	$ -	$ -	$ -	$ 195,660.25
M2L Associates, Inc	$ -	$ -	$ -	$ 54,000.00
Gauge Engineering	$ 351,962.77	$ 247,430.89	$ 599,393.66	$ 592,557.50
P&B Engineers	$ 5,301.00	$ 3,774.00	$ 9,075.00	$ 57,302.00
			$ 611,340.69	**$ 1,343,197.19**

HNTB Invoice Summary (07/2026)

Task Orders		LHRA CIP Number	HNTB Invoice Number	Total Contract Authorization	Total Invoiced to Date	Current Invoice	Remaining Authorization	MWSBE Participation	MWSBE Percentage	Fee Type
1	On-Call	On-Call	070-65885-PL-001	$ 189,870.97	$ 163,337.15	$ -	$ 26,533.82	$ -	0.00%	Cost Plus
2	Northpark Project Mgmt	T-1013	070-65885-PL-002	$ 855,043.56	$ 819,898.89	$ 56,678.28	$ 35,144.67	$ -	0.00%	Cost Plus
3	Northpark Final Design	T-1013	070-65885-DS-001	$ 3,778,241.46	$ 3,775,309.14	$ -	$ 2,932.32	$ 1,103,546.22	22.88%	Lump Sum
Total Invoice Summary				**$ 4,823,155.99**	**$ 4,758,545.18**	**$ 56,678.28**	**$ 64,610.81**	**$ 1,103,546.22**	**22.88%**	

MWSBE Subconsultant Summary

TO	MWSBE Subconsultant	LHRA CIP	Total Contract Amount	Total Invoiced to Date	% Invoiced to Date
2	B2Z Engineering, Inc. (MWSBE)	T-1013	$ -	$ -	0.0%
2	EHRA Engineering (MWSBE)	T-1013	$ 78,995.00	$ 21,200.00	26.8%
2	IMS Engineers, Inc. (MWSBE)	T-1013	$ 28,582.50	$ -	0.0%
Total MWSBE Billed to Date			***$ 107,577.50***	***$ 21,200.00***	19.7%

MWSBE Subconsultant Summary

TO	MWSBE Subconsultant	LHRA CIP	Total Contract Amount	Total Invoiced to Date	% Invoiced to Date
3	IMS Engineers, Inc. (MWSBE)	T-1013	$ 248,389.00	$ 248,389.00	100.0%
3	B2Z Engineering, Inc. (MWSBE)	T-1013	$ 141,176.30	$ 141,176.30	100.0%
3	M2L Associates Inc. (MWSBE)	T-1013	$ 289,040.92	$ 274,040.92	94.8%
3	5engineering (MWSBE)	T-1013	$ 439,940.00	$ 439,940.00	100.0%
Total MWSBE Billed to Date			***$ 1,118,546.22***	***$ 1,103,546.22***	98.7%

MWSBE Billed JTD (TO 3 & TO 5 combined)	$ 1,124,746.22
Invoiced JTD (TO 1, 2, 3)	$ 4,758,545.18
MWSBE % billed JTD	**23.64%**

HUNTON

HUNTON ANDREWS KURTH LLP
600 TRAVIS, SUITE 4200
HOUSTON, TEXAS 77002-2929
TEL 713 • 220 • 4200
FAX 713 • 220 • 4285

MARK BREEDING
DIRECT DIAL: 713 • 220 • 4709
EMAIL: mbreeding@hunton.com

August 17, 2026

BY E-MAIL (ralph@tifworks.com; twatson@municipalaccounts.com; tleggett@muncipalaccounts.com)

Lake Houston Redevelopment Authority
Attn: Taylor Watson
Municipal Accounting and Consulting, L.P.
1281 Brittmoore Road
Houston, Texas 77043-4001

Re: T-1013 – Northpark Drive Overpass Project

Dear Ms. Watson:

Enclosed is our Firm's invoice 131835221 for legal services rendered through July 31, 2026, in connection with the referenced matter. Please review this invoice and place it in line for payment at your convenience. If you have any questions concerning this invoice, please call me at (713) 220-4709.

Thank you for your attention to this matter.

Sincerely,

J. Mark Breeding

J. Mark Breeding

Enclosure

HUNTON

HUNTON ANDREWS KURTH LLP
600 TRAVIS, STE. 4200
HOUSTON, TX 77002

TEL 713 • 220 • 4200

EIN 54-0572269

INVOICE SUMMARY

Lake Houston Redevelopment Authority
Attn: Taylor Watson
Municipal Accounting and Consulting, L.P.
1281 Brittmoore Road
Houston, TX 77043-4001

FILE NUMBER:	122208.0000001
INVOICE NUMBER:	131835221
DATE:	08/17/2026

CLIENT NAME:	**Lake Houston Redevelopment Authority**
BILLING ATTORNEY:	**John Mark Breeding**

Statement for professional services and charges rendered in connection with the referenced matter(s), for the period ending July 31, 2026 per the attached itemization:

CURRENT INVOICE SUMMARY:

RE: (Hunton # 122208.0000001, Client's # T-1013) T-1013 - Northpark Drive Overpass Project

Current Fees:	$ 8,800.50
Current Charges:	0.00
CURRENT INVOICE AMOUNT DUE:	**$ 8,800.50**

FOR BILLING INQUIRIES, PLEASE CALL: 804-788-8555

Information with Payment: File: 122208.0000001, Inv: 131835221, Date:08/17/2026

To Pay by Mail:
HUNTON ANDREWS KURTH LLP
PO BOX 405759
ATLANTA, GA 30384-5759

To Pay by ACH:
Company Name: Hunton Andrews Kurth LLP
Routing Number: 021052053
Account Number: 72561654

To Pay by Wire Transfer:
Bank: Bank of America, Richmond, VA
Account Name: Hunton Andrews Kurth LLP
Account Number: 334003060563
ABA Transit: 026009593; Swift Code: BOFAUS3N

HUNTON

HUNTON ANDREWS KURTH LLP
600 TRAVIS, STE. 4200
HOUSTON, TX 77002

TEL 713 • 220 • 4200

EIN 54-0572269

INVOICE SUMMARY–REMITTANCE PAGE

Lake Houston Redevelopment Authority
Attn: Taylor Watson
Municipal Accounting and Consulting, L.P.
1281 Brittmoore Road
Houston, TX 77043-4001

FILE NUMBER:	122208.0000001
INVOICE NUMBER:	131835221
DATE:	08/17/2026

CLIENT NAME:	**Lake Houston Redevelopment Authority**
BILLING ATTORNEY:	**John Mark Breeding**

Statement for professional services and charges rendered in connection with the referenced matter(s), for the period ending July 31, 2026 per the attached itemization:

CURRENT INVOICE SUMMARY:

RE: (Hunton # 122208.0000001, Client's # T-1013) T-1013 - Northpark Drive Overpass Project

Current Fees:	$ 8,800.50
Current Charges:	0.00
CURRENT INVOICE AMOUNT DUE:	**$ 8,800.50**

FOR BILLING INQUIRIES, PLEASE CALL: 804-788-8555

Information with Payment: File: 122208.0000001, Inv: 131835221, Date:08/17/2026

To Pay by Mail:
HUNTON ANDREWS KURTH LLP
PO BOX 405759
ATLANTA, GA 30384-5759

To Pay by ACH:
Company Name: Hunton Andrews Kurth LLP
Routing Number: 021052053
Account Number: 72561654

To Pay by Wire Transfer:
Bank: Bank of America, Richmond, VA
Account Name: Hunton Andrews Kurth LLP
Account Number: 334003060563
ABA Transit: 026009593; Swift Code: BOFAUS3N

HUNTON

HUNTON ANDREWS KURTH LLP
600 TRAVIS, STE. 4200
HOUSTON, TX 77002

TEL 713 • 220 • 4200

EIN 54-0572269

INVOICE DETAIL

Lake Houston Redevelopment Authority
Attn: Taylor Watson
Municipal Accounting and Consulting, L.P.
1281 Brittmoore Road
Houston, TX 77043-4001

FILE NUMBER: 122208.0000001
INVOICE NUMBER: 131835221
DATE: 08/17/2026

CLIENT NAME: Lake Houston Redevelopment Authority

BILLING ATTORNEY: John Mark Breeding

RE: (Hunton # 122208.0000001, Client's # T-1013) T-1013 - Northpark Drive Overpass Project

FOR PROFESSIONAL SERVICES RENDERED THROUGH JULY 31, 2026:

DATE	TIMEKEEPER	DESCRIPTION	HOURS	VALUE
07/02/2026	M D Morfey	Communications with Mr. Behnke, counsel for seller, regarding next steps toward LHRA's acquisition of water well tract; address current draft of purchase and sale agreement.	0.60	375.00
07/10/2026	M D Morfey	Address next steps in purchase of water well tract; attention to purchase agreement and action items for closing with Mr. Chelf, real estate attorney.	0.70	437.50
07/10/2026	R J Hill	Review, analyze, and respond to correspondence from Mr. De Leon regarding the acquisition of a well site; attention to acquisition issues related to same.	1.70	697.00
07/10/2026	M T Chelf	Initial receipt of draft Purchase and Sale Agreement and overview of file; correspondence with client regarding scope of transaction; initial outreach to title company.	1.50	1,012.50
07/13/2026	R J Hill	Attention to issues related to the metes and bounds description and survey for the well tract acqustion.	0.60	246.00
07/13/2026	M T Chelf	Analyze Purchase and Sale Agreement and transaction overview for additional risks to be drafted into agreement, including subdivisioin of Seller's tax parcel and tax prorations pertaining to same.	1.00	675.00
07/15/2026	M D Morfey	Communications with Mr. Behnke and Mr. Chelf regarding LHRA's purchase	0.30	187.50

DATE	TIMEKEEPER	DESCRIPTION	HOURS	VALUE
		of water well tract.		
07/15/2026	M T Chelf	Revise draft Purchase and Sale Agreement and distribute same to client; distribute same to Purchaser's counsel and correspond regarding same; correspondence with title company regarding survey and opening file	1.90	1,282.50
07/17/2026	M D Morfey	Attention to matters relating to LHRA's purchase of water well tract.	0.30	187.50
07/17/2026	M T Chelf	[Correspondence with client regarding revised Purchase and Sale Agreement and closing logistics.	0.50	337.50
07/20/2026	M T Chelf	Call with Mr. De Leon to discuss Purchase and Sale Agreement process and logistics; coordinate execution of the agreement; correspondence with client and title company regarding next steps.	1.90	1,282.50
07/21/2026	M T Chelf	Correspondence with Seller's counsel regarding Purchase and Sale Agreement execution; open title with title company.	0.40	270.00
07/22/2026	M T Chelf	Correspondence with client, Seller's counsel and title company regarding execution of Purchase and Sale Agreement and next steps, including coordination of earnest money deposit.	0.60	405.00
07/24/2026	M D Morfey	Address preparation of services agreement with Kingwood Service Association and update Mr. De Leon regarding same.	0.30	187.50
07/24/2026	M T Chelf	Correspondence with client and title company regarding receipted Purchase and Sale Agreement and next purchaser steps.	0.60	405.00
07/28/2026	J M Breeding	Review and analyze correspondence from Mr. Manji, attorney for the owner of the Mermaid Car Wash, providing demand that the greywater and storm sewer discharges be connected to the City of Houston sewer system with attached communication form Mr. Rodriquez with the adjoining church property regarding the complications relating to the potential connection church's sewer line; preparation of	1.30	812.50

DATE	TIMEKEEPER	DESCRIPTION	HOURS	VALUE
		correspondence to Mr. De Leon transmitting same; review and analyze multiple correspondence from Mr. De Leon responding to same and providing previous correspondence concerning the situation at the time of the agreement with the landowner; attention to addressing the demand.		
		TOTALS	**14.20**	**8,800.50**

TIMEKEEPER SUMMARY:

TIMEKEEPER	STATUS	HOURS	RATE	VALUE
J M Breeding	Partner	1.30	625.00	812.50
M D Morfey	Partner	2.20	625.00	1,375.00
M T Chelf	Associate	8.40	675.00	5,670.00
R J Hill	Associate	2.30	410.00	943.00
	TOTAL FEES ($)			**8,800.50**

INVOICE SUMMARY:

Current Fees:	$ 8,800.50
Current Charges:	0.00
CURRENT INVOICE AMOUNT DUE:	**$ 8,800.50**

HUNTON

HUNTON ANDREWS KURTH LLP
600 TRAVIS, SUITE 4200
HOUSTON, TEXAS 77002-2929
TEL 713 • 220 • 4200
FAX 713 • 220 • 4285

MARK BREEDING
DIRECT DIAL: 713 • 220 • 4709
EMAIL: mbreeding@hunton.com

August 17, 2026

BY E-mail (ralph@tifworks.com; twatson@muncipalaccounts.com; tleggett@municipalaccounts.com)

Lake Houston Redevelopment Authority
Attn: Taylor Watson
Municipal Accounting and Consulting, L.P.
1281 Brittmoore Road
Houston, Texas 77043-4001

Re: T-1014 – Phase II Northpark Drive (Harris County)

Dear Ms. Watson:

Enclosed is our Firm's invoice 131835222 for legal services rendered through July 31, 2026, in connection with the referenced matter. Please review this invoice and place it in line for payment at your convenience. If you have any questions concerning this invoice, please call me at (713) 220-4709.

Thank you for your attention to this matter.

Sincerely,

J. Mark Breeding

J. Mark Breeding

Enclosure

HUNTON

HUNTON ANDREWS KURTH LLP
600 TRAVIS, STE. 4200
HOUSTON, TX 77002

TEL 713 • 220 • 4200

EIN 54-0572269

INVOICE SUMMARY

Lake Houston Redevelopment Authority
Attn: Taylor Watson
Municipal Accounting and Consulting, L.P.
1281 Brittmoore Road
Houston, TX 77043-4001

FILE NUMBER:	122208.0000008
INVOICE NUMBER:	131835222
DATE:	08/17/2026

CLIENT NAME:	**Lake Houston Redevelopment Authority**
BILLING ATTORNEY:	**John Mark Breeding**

Statement for professional services and charges rendered in connection with the referenced matter(s), for the period ending July 31, 2026 per the attached itemization:

CURRENT INVOICE SUMMARY:

RE: (Hunton # 122208.0000008) T-1014 - Phase II Northpark Drive (Harris County)

Current Fees:	$ 3,047.50
Current Charges:	0.00
CURRENT INVOICE AMOUNT DUE:	**$ 3,047.50**

FOR BILLING INQUIRIES, PLEASE CALL: 804-788-8555

Information with Payment: File: 122208.0000008, Inv: 131835222, Date:08/17/2026

To Pay by Mail:
HUNTON ANDREWS KURTH LLP
PO BOX 405759
ATLANTA, GA 30384-5759

To Pay by ACH:
Company Name: Hunton Andrews Kurth LLP
Routing Number: 021052053
Account Number: 72561654

To Pay by Wire Transfer:
Bank: Bank of America, Richmond, VA
Account Name: Hunton Andrews Kurth LLP
Account Number: 334003060563
ABA Transit: 026009593; Swift Code: BOFAUS3N

HUNTON

HUNTON ANDREWS KURTH LLP
600 TRAVIS, STE. 4200
HOUSTON, TX 77002

TEL 713 • 220 • 4200

EIN 54-0572269

INVOICE SUMMARY–REMITTANCE PAGE

Lake Houston Redevelopment Authority
Attn: Taylor Watson
Municipal Accounting and Consulting, L.P.
1281 Brittmoore Road
Houston, TX 77043-4001

FILE NUMBER:	122208.0000008
INVOICE NUMBER:	131835222
DATE:	08/17/2026

CLIENT NAME:	**Lake Houston Redevelopment Authority**
BILLING ATTORNEY:	**John Mark Breeding**

Statement for professional services and charges rendered in connection with the referenced matter(s), for the period ending July 31, 2026 per the attached itemization:

CURRENT INVOICE SUMMARY:

RE: (Hunton # 122208.0000008) T-1014 - Phase II Northpark Drive (Harris County)

Current Fees:	$ 3,047.50
Current Charges:	0.00
CURRENT INVOICE AMOUNT DUE:	**$ 3,047.50**

FOR BILLING INQUIRIES, PLEASE CALL: 804-788-8555

Information with Payment: File: 122208.0000008, Inv: 131835222, Date:08/17/2026

To Pay by Mail:
HUNTON ANDREWS KURTH LLP
PO BOX 405759
ATLANTA, GA 30384-5759

To Pay by ACH:
Company Name: Hunton Andrews Kurth LLP
Routing Number: 021052053
Account Number: 72561654

To Pay by Wire Transfer:
Bank: Bank of America, Richmond, VA
Account Name: Hunton Andrews Kurth LLP
Account Number: 334003060563
ABA Transit: 026009593; Swift Code: BOFAUS3N

HUNTON

HUNTON ANDREWS KURTH LLP
600 TRAVIS, STE. 4200
HOUSTON, TX 77002

TEL 713 • 220 • 4200

EIN 54-0572269

INVOICE DETAIL

Lake Houston Redevelopment Authority
Attn: Taylor Watson
Municipal Accounting and Consulting, L.P.
1281 Brittmoore Road
Houston, TX 77043-4001

FILE NUMBER: 122208.0000008
INVOICE NUMBER: 131835222
DATE: 08/17/2026

CLIENT NAME: Lake Houston Redevelopment Authority

BILLING ATTORNEY: John Mark Breeding

RE: (Hunton # 122208.0000008) T-1014 - Phase II Northpark Drive (Harris County)

FOR PROFESSIONAL SERVICES RENDERED THROUGH JULY 31, 2026:

DATE	TIMEKEEPER	DESCRIPTION	HOURS	VALUE
07/06/2026	R J Hill	Preparation of correspondence to Mr. Gonzales with ORC regarding inquiries related to the acquisition of property and transmitting copies of City of Houston letterhead and the Northpark Drive KMZ file; legal research regarding preparation of same.	0.80	580.00
07/09/2026	V E Lioliou	Zoom conference with Mr. Gonzalez with ORC regarding right of way services related to Phase 2 of Northpark Drive.	0.50	312.50
07/09/2026	R J Hill	Prepare for and Zoom conference with Mr. Gonzalez with ORC regarding acquisition issues and forms; review and analyze acquisition forms and document in preparation for same.	0.80	580.00
07/13/2026	V E Lioliou	Attention to issues regarding compliance with bona fide offer requirements and related acquisition matters.	0.20	125.00
07/13/2026	R J Hill	Preparation of correspondence to Mr. De Leon regarding NEPA clearance; review, analyze, and respond to correspondence from Mr. Gonzalez with ORC regarding acquisition issues; attention to acquisition issues.	0.70	507.50
07/14/2026	R J Hill	Review, analyze, and respond to correspondence from Mr. Gonzalez regarding the acquisition process and form offer letters; attention to	0.30	217.50

DATE	TIMEKEEPER	DESCRIPTION	HOURS	VALUE
		acquisition issues.		
07/15/2026	R J Hill	Attention to issues related to the Landowner's Bill of Rights letter; begin to review and analyze letters provided by ORC; attention to acquisition issues.	0.40	290.00
07/24/2026	R J Hill	Review, analyze, and respond to correspondence from Mr. Gonzalez regarding Landowner Bill of Rights letters; continue to review and analyze draft letters provided by Mr. Gonzalez.	0.60	435.00
		TOTALS	**4.30**	**3,047.50**

TIMEKEEPER SUMMARY:

TIMEKEEPER	STATUS	HOURS	RATE	VALUE
R J Hill	Associate	3.60	725.00	2,610.00
V E Lioliou	Associate	0.70	625.00	437.50
	TOTAL FEES ($)			**3,047.50**

INVOICE SUMMARY:

Current Fees:	$ 3,047.50
Current Charges:	0.00
CURRENT INVOICE AMOUNT DUE:	**$ 3,047.50**

HUNTON

HUNTON ANDREWS KURTH LLP
600 TRAVIS, SUITE 4200
HOUSTON, TEXAS 77002-2929
TEL 713 • 220 • 4200
FAX 713 • 220 • 4285

MARK BREEDING
DIRECT DIAL: 713 • 220 • 4709
EMAIL: mbreeding@hunton.com

August 17, 2026

BY E-mail (ralph@tifworks.com; twatson@muncipalaccounts.com; tleggett@municipalaccounts.com)

Lake Houston Redevelopment Authority
Attn: Taylor Watson
Municipal Accounting and Consulting, L.P.
1281 Brittmoore Road
Houston, Texas 77043-4001

Re: T-1014 – Phase II Northpark Drive (Montgomery County)

Dear Ms. Watson:

Enclosed is our Firm's invoice 131835223 for legal services rendered through July 31, 2026 in connection with the referenced matter. Please review this invoice and place it in line for payment at your convenience. If you have any questions concerning this invoice, please call me at (713) 220-4709.

Thank you for your attention to this matter.

Sincerely,

J. Mark Breeding

J. Mark Breeding

Enclosure

HUNTON

HUNTON ANDREWS KURTH LLP
600 TRAVIS, STE. 4200
HOUSTON, TX 77002

TEL 713 • 220 • 4200

EIN 54-0572269

INVOICE SUMMARY

Lake Houston Redevelopment Authority
Attn: Taylor Watson
Municipal Accounting and Consulting, L.P.
1281 Brittmoore Road
Houston, TX 77043-4001

FILE NUMBER:	122208.0000023
INVOICE NUMBER:	131835223
DATE:	08/17/2026

CLIENT NAME:	**Lake Houston Redevelopment Authority**
BILLING ATTORNEY:	**John Mark Breeding**

Statement for professional services and charges rendered in connection with the referenced matter(s), for the period ending July 31, 2026 per the attached itemization:

CURRENT INVOICE SUMMARY:

RE: (Hunton # 122208.0000023) T-1014 - Phase II Northpark Drive (Montgomery County)

Current Fees:	$ 3,316.00
Current Charges:	0.00
CURRENT INVOICE AMOUNT DUE:	**$ 3,316.00**

FOR BILLING INQUIRIES, PLEASE CALL: 804-788-8555

Information with Payment: File: 122208.0000023, Inv: 131835223, Date:08/17/2026

To Pay by Mail:
HUNTON ANDREWS KURTH LLP
PO BOX 405759
ATLANTA, GA 30384-5759

To Pay by ACH:
Company Name: Hunton Andrews Kurth LLP
Routing Number: 021052053
Account Number: 72561654

To Pay by Wire Transfer:
Bank: Bank of America, Richmond, VA
Account Name: Hunton Andrews Kurth LLP
Account Number: 334003060563
ABA Transit: 026009593; Swift Code: BOFAUS3N

HUNTON

HUNTON ANDREWS KURTH LLP
600 TRAVIS, STE. 4200
HOUSTON, TX 77002

TEL 713 • 220 • 4200

EIN 54-0572269

INVOICE SUMMARY–REMITTANCE PAGE

Lake Houston Redevelopment Authority
Attn: Taylor Watson
Municipal Accounting and Consulting, L.P.
1281 Brittmoore Road
Houston, TX 77043-4001

FILE NUMBER:	122208.0000023
INVOICE NUMBER:	131835223
DATE:	08/17/2026

CLIENT NAME:	**Lake Houston Redevelopment Authority**
BILLING ATTORNEY:	**John Mark Breeding**

Statement for professional services and charges rendered in connection with the referenced matter(s), for the period ending July 31, 2026 per the attached itemization:

CURRENT INVOICE SUMMARY:

RE: (Hunton # 122208.0000023) T-1014 - Phase II Northpark Drive (Montgomery County)

Current Fees:	$ 3,316.00
Current Charges:	0.00
CURRENT INVOICE AMOUNT DUE:	**$ 3,316.00**

FOR BILLING INQUIRIES, PLEASE CALL: 804-788-8555

Information with Payment: File: 122208.0000023, Inv: 131835223, Date:08/17/2026

To Pay by Mail:
HUNTON ANDREWS KURTH LLP
PO BOX 405759
ATLANTA, GA 30384-5759

To Pay by ACH:
Company Name: Hunton Andrews Kurth LLP
Routing Number: 021052053
Account Number: 72561654

To Pay by Wire Transfer:
Bank: Bank of America, Richmond, VA
Account Name: Hunton Andrews Kurth LLP
Account Number: 334003060563
ABA Transit: 026009593; Swift Code: BOFAUS3N

HUNTON

HUNTON ANDREWS KURTH LLP
600 TRAVIS, STE. 4200
HOUSTON, TX 77002

TEL 713 • 220 • 4200

EIN 54-0572269

INVOICE DETAIL

Lake Houston Redevelopment Authority
Attn: Taylor Watson
Municipal Accounting and Consulting, L.P.
1281 Brittmoore Road
Houston, TX 77043-4001

FILE NUMBER: 122208.0000023
INVOICE NUMBER: 131835223
DATE: 08/17/2026

CLIENT NAME: **Lake Houston Redevelopment Authority**

BILLING ATTORNEY: **John Mark Breeding**

RE: (Hunton # 122208.0000023) T-1014 - Phase II Northpark Drive (Montgomery County)

FOR PROFESSIONAL SERVICES RENDERED THROUGH JULY 31, 2026:

DATE	TIMEKEEPER	DESCRIPTION	HOURS	VALUE
07/06/2026	R J Hill	Preparation of correspondence to Mr. Gonzales with ORC regarding inquiries related to the acquisition of property and transmitting copies of City of Houston letterhead and the Northpark Drive KMZ file; legal research in preparation of same.	0.80	580.00
07/09/2026	V E Lioliou	Zoom conference with Mr. Gonzalez with ORC regarding right of way services related to Phase 2 of Northpark Drive.	0.50	312.50
07/09/2026	R J Hill	Prepare for Zoom conference with Mr. Gonzalez with ORC regarding acquisition issues and forms; review and analyze acquisition forms and document in preparation for same.	0.80	580.00
07/13/2026	V E Lioliou	Attention to issues regarding compliance with bona fide offer requirements and related acquisition matters.	0.20	125.00
07/13/2026	R J Hill	Preparation of correspondence to Mr. De Leon regarding NEPA clearance; review, analyze, and respond to correspondence from Mr. Gonzalez with ORC regarding acquisition issues; attention to aquisition issues.	0.70	507.50
07/14/2026	R J Hill	Review, analyze, and respond to correspondence from Mr. Gonzalez regarding the acquisition process and form offer letters; attention to acquisition issues.	0.30	217.50

DATE	TIMEKEEPER	DESCRIPTION	HOURS	VALUE
07/15/2026	R J Hill	Attention to issues related to the Landowner's Bill of Rights letter; begin to review and analyze letters provided by ORC.	0.40	290.00
07/15/2026	J M Breeding	Review, analyze, and prepare comments concerning draft introduction and Landowner's Bill of Rights letter relating to Parcel AY25-156; attention to negotiation issues.	0.30	268.50
07/24/2026	R J Hill	Review, analyze, and respond to correspondence from Mr. Gonzalez regarding Landowner Bill of Rights letters; continue to review and analyze draft letters provided by Mr. Gonzalez.	0.60	435.00
		TOTALS	**4.60**	**3,316.00**

TIMEKEEPER SUMMARY:

TIMEKEEPER	STATUS	HOURS	RATE	VALUE
J M Breeding	Partner	0.30	895.00	268.50
R J Hill	Associate	3.60	725.00	2,610.00
V E Lioliou	Associate	0.70	625.00	437.50
	TOTAL FEES ($)			**3,316.00**

INVOICE SUMMARY:

Current Fees:	$ 3,316.00
Current Charges:	0.00
CURRENT INVOICE AMOUNT DUE:	**$ 3,316.00**

HUNTON

HUNTON ANDREWS KURTH LLP
600 TRAVIS, SUITE 4200
HOUSTON, TEXAS 77002-2929
TEL 713 • 220 • 4200
FAX 713 • 220 • 4285

MARK BREEDING
DIRECT DIAL: 713 • 220 • 4709
EMAIL: mbreeding@hunton.com

August 17, 2026

BY E-mail (ralph@tifworks.com; twatson@muncipalaccounts.com; tleggett@municipalaccounts.com)

Lake Houston Redevelopment Authority
Attn: Taylor Watson
Municipal Accounting and Consulting, L.P.
1281 Brittmoore Road
Houston, Texas 77043-4001

Re: Northpark Drive Project – Harper Brothers Construction

Dear Ms. Watson:

Enclosed is our Firm's invoice 131835224 for legal services rendered through July 31, 2026 in connection with the referenced matter. Please review this invoice and place it in line for payment at your convenience. If you have any questions concerning this invoice, please call me at (713) 220-4709.

Thank you for your attention to this matter.

Sincerely,

J. Mark Breeding

J. Mark Breeding

Enclosure

HUNTON

HUNTON ANDREWS KURTH LLP
600 TRAVIS, STE. 4200
HOUSTON, TX 77002

TEL 713 • 220 • 4200

EIN 54-0572269

INVOICE SUMMARY

Lake Houston Redevelopment Authority
Attn: Taylor Watson
Municipal Accounting and Consulting, L.P.
1281 Brittmoore Road
Houston, TX 77043-4001

FILE NUMBER:	122208.0000024
INVOICE NUMBER:	131835224
DATE:	08/17/2026

CLIENT NAME:	**Lake Houston Redevelopment Authority**
BILLING ATTORNEY:	**John Mark Breeding**

Statement for professional services and charges rendered in connection with the referenced matter(s), for the period ending July 31, 2026 per the attached itemization:

CURRENT INVOICE SUMMARY:

RE: (Hunton # 122208.0000024) Northpark Drive Project - Harper Brothers Construction

Current Fees:	$ 15,202.00
Current Charges:	44.49
CURRENT INVOICE AMOUNT DUE:	**$ 15,246.49**

FOR BILLING INQUIRIES, PLEASE CALL: 804-788-8555

Information with Payment: File: 122208.0000024, Inv: 131835224, Date:08/17/2026

To Pay by Mail:
HUNTON ANDREWS KURTH LLP
PO BOX 405759
ATLANTA, GA 30384-5759

To Pay by ACH:
Company Name: Hunton Andrews Kurth LLP
Routing Number: 021052053
Account Number: 72561654

To Pay by Wire Transfer:
Bank: Bank of America, Richmond, VA
Account Name: Hunton Andrews Kurth LLP
Account Number: 334003060563
ABA Transit: 026009593; Swift Code: BOFAUS3N

HUNTON

HUNTON ANDREWS KURTH LLP
600 TRAVIS, STE. 4200
HOUSTON, TX 77002

TEL 713 • 220 • 4200

EIN 54-0572269

INVOICE SUMMARY–REMITTANCE PAGE

Lake Houston Redevelopment Authority
Attn: Taylor Watson
Municipal Accounting and Consulting, L.P.
1281 Brittmoore Road
Houston, TX 77043-4001

FILE NUMBER:	122208.0000024
INVOICE NUMBER:	131835224
DATE:	08/17/2026

CLIENT NAME:	**Lake Houston Redevelopment Authority**
BILLING ATTORNEY:	**John Mark Breeding**

Statement for professional services and charges rendered in connection with the referenced matter(s), for the period ending July 31, 2026 per the attached itemization:

CURRENT INVOICE SUMMARY:

RE: (Hunton # 122208.0000024) Northpark Drive Project - Harper Brothers Construction

Current Fees:	$ 15,202.00
Current Charges:	44.49
CURRENT INVOICE AMOUNT DUE:	**$ 15,246.49**

FOR BILLING INQUIRIES, PLEASE CALL: 804-788-8555

Information with Payment: File: 122208.0000024, Inv: 131835224, Date:08/17/2026

To Pay by Mail:
HUNTON ANDREWS KURTH LLP
PO BOX 405759
ATLANTA, GA 30384-5759

To Pay by ACH:
Company Name: Hunton Andrews Kurth LLP
Routing Number: 021052053
Account Number: 72561654

To Pay by Wire Transfer:
Bank: Bank of America, Richmond, VA
Account Name: Hunton Andrews Kurth LLP
Account Number: 334003060563
ABA Transit: 026009593; Swift Code: BOFAUS3N

HUNTON

HUNTON ANDREWS KURTH LLP
600 TRAVIS, STE. 4200
HOUSTON, TX 77002

TEL 713 • 220 • 4200

EIN 54-0572269

INVOICE DETAIL

Lake Houston Redevelopment Authority
Attn: Taylor Watson
Municipal Accounting and Consulting, L.P.
1281 Brittmoore Road
Houston, TX 77043-4001

FILE NUMBER: 122208.0000024
INVOICE NUMBER: 131835224
DATE: 08/17/2026

CLIENT NAME: Lake Houston Redevelopment Authority

BILLING ATTORNEY: John Mark Breeding

RE: (Hunton # 122208.0000024) Northpark Drive Project - Harper Brothers Construction

FOR PROFESSIONAL SERVICES RENDERED THROUGH JULY 31, 2026:

DATE	TIMEKEEPER	DESCRIPTION	HOURS	VALUE
07/09/2026	V E Lioliou	Further attention to issues related to Harper Brothers' response to LHRA's determination letter, including review and analysis of associated case materials and assessment of relevant contract provisions.	2.30	1,437.50
07/09/2026	M D Morfey	Address HBC letter responding to LHRA's denial of claim and strategy for next steps in defense.	0.50	447.50
07/10/2026	V E Lioliou	Review and analyze contract provisions concerning delay damages, differing site conditions, and contract price adjustments to evaluate Harper Brothers' cost claim and related arguments; preparation for and Zoom conference with Mr. De Leon regarding Harper Brothers' response to LHRA's determination letter and related issues.	1.70	1,062.50
07/10/2026	M D Morfey	Call with Ms. Lioliou regarding HBC's response letter and contractual arguments to rebut their position; call with Mr. De Leon regarding additional claim by HBC in connection with railroad crossing and next steps in HBC dispute.	1.10	984.50
07/13/2026	V E Lioliou	Attention to issues concerning contractual entitlement to additional time for project completion resulting from project delays.	0.40	250.00
07/14/2026	V E Lioliou	Review and analyze contract documents and related claim	6.00	3,750.00

DATE	TIMEKEEPER	DESCRIPTION	HOURS	VALUE
		materials, including prior time impact analysis and change order documentation, concerning HBC's request for additional contract time; identify and evaluate potential contractual grounds for time extension and associated notice and claim requirements; consider strategy for responding to HBC's claim for additional time, including potential offsets for contractor-caused delay; prepare detailed analysis and correspondence summarizing relevant contractual provisions, factual developments affecting HBC's project performance, and considerations impacting entitlement to additional time.		
07/17/2026	V E Lioliou	Preparation and review of correspondence regarding analysis of Harper Brothers' claim for additional contract time.	0.30	187.50
07/20/2026	M D Morfey	Call with Ms. Lioliou regarding contractual provisions affecting HBC's claims for additional time.	0.50	447.50
07/20/2026	V E Lioliou	Attention to analysis regarding HBC's claim for additional contract time and related issues.	0.80	500.00
07/23/2026	V E Lioliou	Attention to issues related to executed version of Project Manual and contractual entitlement to additional performance time.	0.20	125.00
07/24/2026	V E Lioliou	Review and analyze correspondence from Mr. De Leon regarding project documentation matters and related issues, including signed Project Manual, executed construction plan materials, and jurisdictional approval issues; evaluate relationship between Project Manual, construction plans, and operative contract documents for purposes of Harper Brothers' claim analysis; preparation of correspondence regarding same and related contractual matters.	1.20	750.00
07/26/2026	V E Lioliou	Further attention to analysis regarding contractor entitlement to additional performance time and related matters.	0.80	500.00

DATE	TIMEKEEPER	DESCRIPTION	HOURS	VALUE
07/27/2026	V E Lioliou	Review and analyze contractual bases for entitlement to additional performance time, executed contract documents, and related project issues.	0.90	562.50
07/27/2026	M D Morfey	Address HBC's request for additional contract time and assess prior communications and change orders with HBC regarding requests for time; advise Ms. LioLiou on next steps in defense of HBC claims.	0.50	447.50
07/28/2026	V E Lioliou	Telephone conference with Mr. Peik of HNTB regarding alleged utility conflicts encountered throughout subject construction project and related matters.	0.40	250.00
07/29/2026	V E Lioliou	Telephone conference with Mr. Peik of HNTB regarding baseline and updated project scheduling, characterization of utility conflicts, contractor responsibilities for utility coordination, HNTB's preconstruction utility relocation efforts, and circumstances potentially affecting project delay claims; review and organize conference notes and supporting information provided by Mr. Peik of HNTB.	0.70	437.50
07/30/2026	V E Lioliou	Telephone conference with Mr. Salinas of HNTB regarding issues related to Northpark Drive Overpass Project (T-1013), including Project Manual and bid documentation, contract formation, contractor scheduling obligations, project delays, change order and time extension requests, and utility coordination responsibilities; telephone conference with Mr. Artz of Cobb Fendley regarding construction administration responsibilities, bid package documentation, and execution and maintenance of Project Manual and contract records; review and analyze correspondence and case materials related to UPRR right-of-way change order dispute between LHRA and HBC, including review of contractor compensation claims, project agreements, approved construction plans, and related ordinances;	4.90	3,062.50

DATE	TIMEKEEPER	DESCRIPTION	HOURS	VALUE
		evaluate issues relating to contractor means-and-methods authority; preparation of detailed correspondence synthesizing disputed bore-work costs and potential case implications.		
		TOTALS	**23.20**	**15,202.00**

TIMEKEEPER SUMMARY:

TIMEKEEPER	STATUS	HOURS	RATE	VALUE
M D Morfey	Partner	2.60	895.00	2,327.00
V E Lioliou	Associate	20.60	625.00	12,875.00
	TOTAL FEES ($)			**15,202.00**

FOR COSTS ADVANCED AND EXPENSES INCURRED:

CODE	DESCRIPTION	DATE	DESCRIPTION	AMOUNT
E109	Local Travel	07/14/2026	Vendor: Lioliou, Victoria Invoice#: 8301296907161209 Date: 7/14/2026 Mileage - 06/11/26 - Attend board meeting for client - From/To - Home / Client / Home (61.36 miles/km)	44.49
		TOTAL E109 LOCAL TRAVEL		44.49
		TOTAL CURRENT EXPENSES ($)		**44.49**

INVOICE SUMMARY:

Current Fees:	$ 15,202.00
Current Charges:	44.49
CURRENT INVOICE AMOUNT DUE:	**$ 15,246.49**

Report ID	010083012969
Report Name	Lioliou Expense Recap
Expense Owner	Victoria Lioliou
Date	Jun 11, 2026
Amount Spent	44.49 USD
Rate	0.7250
Distance	61.36 Miles
Amount Deduction	
Distance Deduction	
Allocation	122208.0000024 Northpark Drive Project - Harper Brothers Construction
Business Purpose	Attend board meeting for client
From	5469 Larkin Street, Houston, TX, USA
To	4102 Rustic Woods Drive, Kingwood, TX, USA
To	5469 Larkin Street, Houston, TX, USA

- Google Maps image provided on the next page -

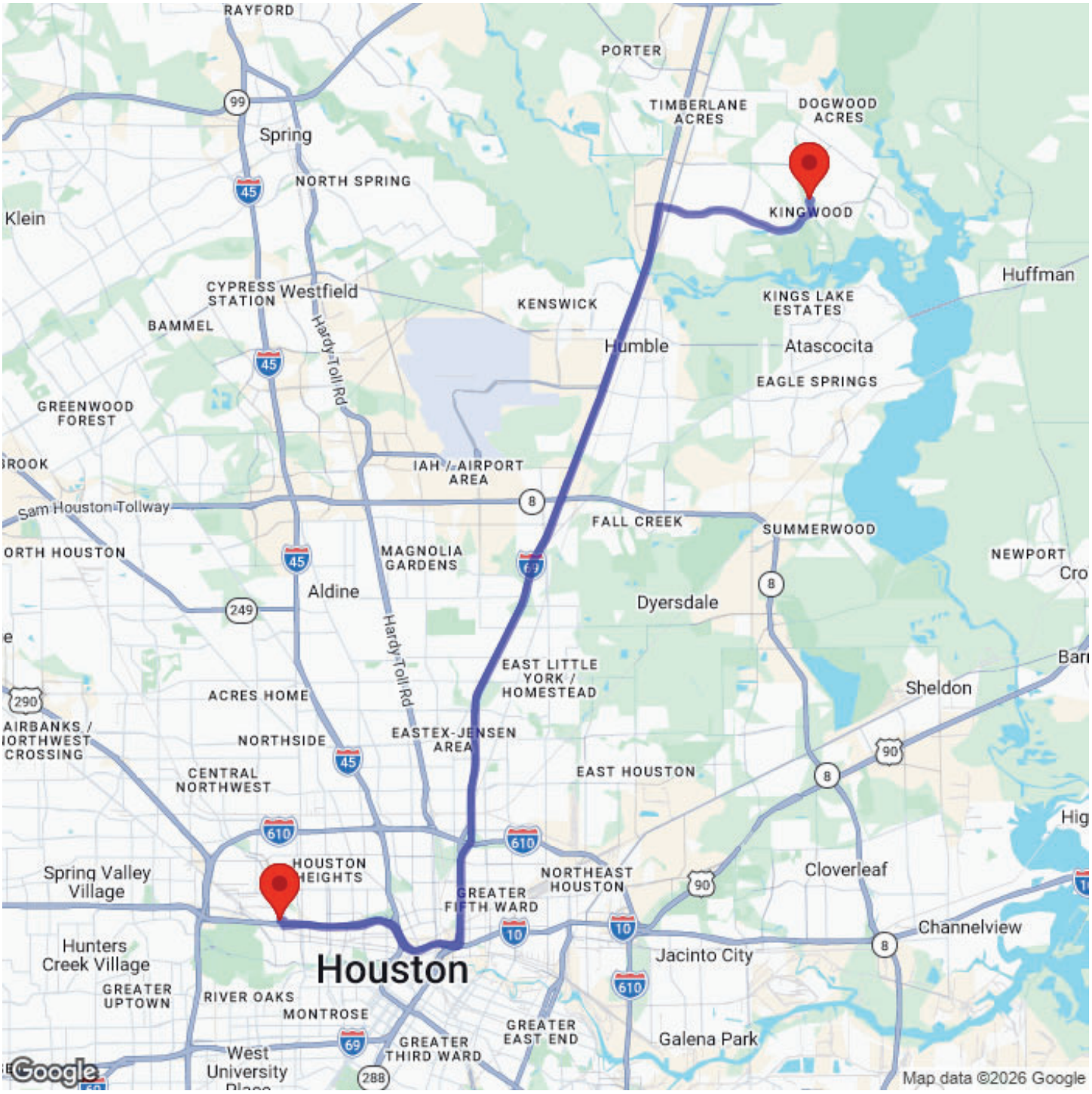
RAYFORD
PORTER
TIMBERLANE ACRES
DOGWOOD ACRES
Spring
NORTH SPRING
KINGWOOD
Klein
Huffman
CYPRESS STATION
Westfield
KENSWICK
KINGS LAKE ESTATES
BAMMEL
Humble
Atascocita
EAGLE SPRINGS
GREENWOOD FOREST
IAH / AIRPORT AREA
Sam Houston Tollway
FALL CREEK
SUMMERWOOD
MAGNOLIA GARDENS
NEWPORT
Aldine
Dyersdale
EAST LITTLE YORK / HOMESTEAD
Sheldon
ACRES HOME
NORTHSIDE
EASTEX-JENSEN AREA
CENTRAL NORTHWEST
EAST HOUSTON
Spring Valley Village
HOUSTON HEIGHTS
NORTHEAST HOUSTON
GREATER FIFTH WARD
Cloverleaf
Channelview
Hunters Creek Village
Houston
Jacinto City
GREATER UPTOWN
RIVER OAKS
MONTROSE
GREATER EAST END
Galena Park
GREATER THIRD WARD
West University
Google
Map data ©2026 Google

HUNTON

HUNTON ANDREWS KURTH LLP
600 TRAVIS, STE. 4200
HOUSTON, TX 77002

TEL 713 • 220 • 4200

EIN 54-0572269

INVOICE SUMMARY

Lake Houston Redevelopment Authority
Attn: Taylor Watson
Municipal Accounting and Consulting, L.P.
1281 Brittmoore Road
Houston, TX 77043-4001

FILE NUMBER:	122208.0000007
INVOICE NUMBER:	131835319
DATE:	08/24/2026

CLIENT NAME:	**Lake Houston Redevelopment Authority**
BILLING ATTORNEY:	**Mark B Arnold**

Statement for professional services and charges rendered in connection with the referenced matter(s), for the period ending July 31, 2026 per the attached itemization:

CURRENT INVOICE SUMMARY:

RE: (Hunton # 122208.0000007) General Counsel Services

Current Fees:	$ 3,796.00
Current Charges:	338.50
CURRENT INVOICE AMOUNT DUE:	**$ 4,134.50**

FOR BILLING INQUIRIES, PLEASE CALL: 804-788-8555

Information with Payment: File: 122208.0000007, Inv: 131835319, Date:08/24/2026

To Pay by Mail:
HUNTON ANDREWS KURTH LLP
PO BOX 405759
ATLANTA, GA 30384-5759

To Pay by ACH:
Company Name: Hunton Andrews Kurth LLP
Routing Number: 021052053
Account Number: 72561654

To Pay by Wire Transfer:
Bank: Bank of America, Richmond, VA
Account Name: Hunton Andrews Kurth LLP
Account Number: 334003060563
ABA Transit: 026009593; Swift Code: BOFAUS3N

HUNTON

HUNTON ANDREWS KURTH LLP
600 TRAVIS, STE. 4200
HOUSTON, TX 77002

TEL 713 • 220 • 4200

EIN 54-0572269

INVOICE SUMMARY–REMITTANCE PAGE

Lake Houston Redevelopment Authority
Attn: Taylor Watson
Municipal Accounting and Consulting, L.P.
1281 Brittmoore Road
Houston, TX 77043-4001

FILE NUMBER:	122208.0000007
INVOICE NUMBER:	131835319
DATE:	08/24/2026

CLIENT NAME:	**Lake Houston Redevelopment Authority**
BILLING ATTORNEY:	**Mark B Arnold**

Statement for professional services and charges rendered in connection with the referenced matter(s), for the period ending July 31, 2026 per the attached itemization:

CURRENT INVOICE SUMMARY:

RE: (Hunton # 122208.0000007) General Counsel Services

Current Fees:	$ 3,796.00
Current Charges:	338.50
CURRENT INVOICE AMOUNT DUE:	**$ 4,134.50**

FOR BILLING INQUIRIES, PLEASE CALL: 804-788-8555

Information with Payment: File: 122208.0000007, Inv: 131835319, Date:08/24/2026

To Pay by Mail:
HUNTON ANDREWS KURTH LLP
PO BOX 405759
ATLANTA, GA 30384-5759

To Pay by ACH:
Company Name: Hunton Andrews Kurth LLP
Routing Number: 021052053
Account Number: 72561654

To Pay by Wire Transfer:
Bank: Bank of America, Richmond, VA
Account Name: Hunton Andrews Kurth LLP
Account Number: 334003060563
ABA Transit: 026009593; Swift Code: BOFAUS3N

HUNTON

HUNTON ANDREWS KURTH LLP
600 TRAVIS, STE. 4200
HOUSTON, TX 77002

TEL 713 • 220 • 4200

EIN 54-0572269

INVOICE DETAIL

Lake Houston Redevelopment Authority
Attn: Taylor Watson
Municipal Accounting and Consulting, L.P.
1281 Brittmoore Road
Houston, TX 77043-4001

FILE NUMBER:	122208.0000007
INVOICE NUMBER:	131835319
DATE:	08/24/2026

CLIENT NAME:	**Lake Houston Redevelopment Authority**
BILLING ATTORNEY:	**Mark B Arnold**

RE: (Hunton # 122208.0000007) General Counsel Services

FOR PROFESSIONAL SERVICES RENDERED THROUGH JULY 31, 2026:

DATE	TIMEKEEPER	DESCRIPTION	HOURS	VALUE
06/02/2026	M A Bender	Draft resolutions related to financial policies for upcoming board meeting.	1.40	1,022.00
06/11/2026	M A Bender	Prepare for and attend board meeting. Review open items related to board meeting.	3.80	2,774.00
		TOTALS	**5.20**	**3,796.00**

TIMEKEEPER SUMMARY:

TIMEKEEPER	STATUS	HOURS	RATE	VALUE
M A Bender	Associate	5.20	730.00	3,796.00
	TOTAL FEES ($)			**3,796.00**

FOR COSTS ADVANCED AND EXPENSES INCURRED:

CODE	DESCRIPTION	DATE	DESCRIPTION	AMOUNT
E101	Copying			338.50
		TOTAL E101 COPYING		338.50
		TOTAL CURRENT EXPENSES ($)		**338.50**

INVOICE SUMMARY:

Current Fees:	$ 3,796.00
Current Charges:	338.50
CURRENT INVOICE AMOUNT DUE:	**$ 4,134.50**

MONTHLY PROGRESS REPORT NO. 70
June 27th – July 24th , 2026

Ahead, Behind or On: *On schedule*

REMARKS:

Task Order No. 1: ON CALL SERVICES

Activities this period:
- No work performed this invoice period.

Activities anticipated next period:
- No activity anticipated.

Outstanding issues:
- No issues.

Task Order No. 2: PROJECT MANAGEMENT, PRELIMINARY DESIGN & CONSTRUCTION PHASE SERVICES

Activities this month:
- Completed preparing plan revisions for the Russell Palmer Permanent Traffic Signals to address comments received from City of Houston.
- Issued new plan sheets to contractor for construction.
- Reviewed and responded to the following RFIs submitted by the Contractor:
  - RFI 56 – Permanent Pavement Markings
  - RFI 57 – SSCB Mod Investigations
  - RFI 59 – Electronic Blank-Out Signs (prepared new plan sheets)
  - RFI 60 – Summary of signs (prepared new plan sheets)
  - RFI 61 – Utilizing 5% CSS in Detention Ponds
  - RFI 62 – Wrought iron fence for brg (prepared new plan sheets)
  - RFI 63 – Illumination Foundations
  - RFI 64 – Illumination conduit in brg railing

Activities anticipated next period:
- Complete and submit responses to RFIs as they are received.
- Review and submit responses to Submittals as they are received.
- Reviewed Contractor proposals to remedy obstructions found in conflict with current boring alignment.

Outstanding issues:
- No issues.

Task Order No. 3: FINAL DESIGN (PS&E) FOR AMENITY POND TRAIL SYSTEM

Activities this period:

- No activities this invoice period.

Activities anticipated next period:

- Finalize landscaping plans and trail sheets

Outstanding issues:

- No issues.

Prepared By: Paula Ikpatt
Date: 07/31/2026

HNTB Corporation
The HNTB Companies
Infrastructure Solutions

1301 Fannin Street
Suite 2000
Houston, TX 77002

Telephone (346) 352-5620
Facsimile (713) 354-1501
www.hntb.com

HNTB

Lake Houston Redevelopment Authority
c/o Burton Accounting P.L.L.C.
PO Box 10330
Houston, TX 77206

Invoice #: 070-65885-PL-001
LHRA CIP Number: On-Call
Project Name: NorthPark TO1 - On-Call Engineering Servic
Invoice Group: **
Invoice Date: 8/7/2026

Attention: Thomas Broad

For Professional Services Rendered through: 07/24/26
NorthPark TO1 - On-Call Engineering Services

Phase Code / Name	% of Contract	Phase Fee	Previous Amount	Current Amount	% Complete	Total Fee Earned
Direct Expenses	13.17%	$ 25,000.00	$ 24,729.83	$ -	98.92%	$ 24,729.83
Project Management	15.80%	$ 30,000.00	$ 8,245.92	$ -	27.49%	$ 8,245.92
On-Call Tasks	71.03%	$ 134,870.97	$ 130,361.40	$ -	96.66%	$ 130,361.40
	Total Fee	**$ 189,870.97**				

Total Fee Earned To Date	$ 163,337.15
Less Previous Billings	$ 163,337.15
Amount Due This Invoice	$ -
Total Contract Amount Remaining	$ 26,533.82
Total Percent Expended	86.03%

HNTB Corporation
The HNTB Companies
Infrastructure Solutions

1301 Fannin Street
Suite 2000
Houston, TX 77002

Telephone (346) 352-5620
Facsimile (713) 354-1501
www.hntb.com

HNTB

Lake Houston Redevelopment Authority
c/o Burton Accounting P.L.L.C.
PO Box 10330
Houston, TX 77206

Invoice #: 070-65885-PL-002
LHRA CIP Number: T-1013
Project Name: NorthPark TO2 - Project Management
Invoice Group: **
Invoice Date: 8/7/2026

Attention: Thomas Broad

For Professional Services Rendered through: 07/24/26
NorthPark TO2 - Project Management

Phase Code / Name	% of Contract	Phase Fee	Previous Amount	Current Amount	% Complete	Total Fee Earned
Direct Expenses	***0.68%***	***$ 5,788.40***	***$ 3,173.11***	***$ -***	***54.82%***	***$ 3,173.11***
Task 1 - Project Management, Administration and Coordination *	***44.80%***	***$ 383,066.10***	***$ 382,876.26***	***$ -***	***99.95%***	***$ 382,876.26***
Task 2 - TxDOT Preliminary Engineering Design & Approval *	***10.60%***	***$ 90,675.12***	***$ 90,675.12***	***$ -***	***100.00%***	***$ 90,675.12***
Task 3 - Environmental Studies *	***7.02%***	***$ 60,026.88***	***$ 60,026.88***	***$ -***	***100.00%***	***$ 60,026.88***
Task 4 - Construction Phase Services *	***36.90%***	***$ 315,487.06***	***$ 226,469.24***	***$ 56,678.28***	***89.75%***	***$ 283,147.52***
HNTB	31.91%	$ 272,816.26	$ 205,269.24	$ 56,678.28	96.02%	$ 261,947.52
B2Z Engineering, Inc. (MWBE)	0.00%	$ -	$ -	$ -	0.00%	$ -
EHRA Engineering (MWBE)	4.99%	$ 42,670.80	$ 21,200.00	$ -	49.68%	$ 21,200.00
IMS Engineers, Inc. (MWBE)	0.00%	$ -	$ -	$ -	0.00%	$ -
	Total Fee	**$ 855,043.56**				

** Fee moved from Task 2 to Task 3 for additional env work requested by TxDOT; Fee moved to Task 1 for necessary PM/Admin/Coordination support; overall budget has not been exceeded*

Total Fee Earned To Date	$ 819,898.89
Less Previous Billings	$ 763,220.61
Amount Due This Invoice	**$ 56,678.28**
Total contract Amount Remaining	$ 35,144.67
Total Percent Expended	95.89%

MWBE TRACKING	Total Billed	Total MWBE Contract
B2Z Engineering, Inc.	$ -	$ -
EHRA Engineering	$ 21,200.00	$ 78,995.00
IMS Engineers, Inc.	$ -	$ 28,582.50

Task 4 - Construction Phase Services

Labor

Multiplier Labor

Employee	*Hours*	*Cost Rate*	*Multiplier*	*Amount*
Dina Ghaffoori	106.00	44.00	3.00	13,992.00
Joel Salinas	11.00	138.48	3.00	4,569.84
JoonHa Kim	19.50	28.24	3.00	1,652.04
Kelvin Terkper	5.00	43.20	3.00	648.00
Lauren White	42.00	64.16	3.00	8,084.16
Lauren White	3.50 OT	64.16	3.00	673.68
Maalvika Aggarwal	108.50	46.24	3.00	15,051.12
Mady Barrios	61.00	46.56	3.00	8,520.48
Paula Ikpatt	5.00	79.44	3.00	1,191.60
Rob Belarmino	6.00	127.52	3.00	2,295.36
Total Multiplier Labor				***56,678.28***
Total Labor				**56,678.28**
Total Bill Task: Task 4 - Construction Phase Services				**56,678.28**

Total Project: 65885-PL-002 - Northpark - Project Management **56,678.28**

Timesheet
Backup

Employee Signature / Electronic Approval (Central Time)
Dina Ghaffoori - 28296 at 6/25/2026 3:47:58 PM

Approval Signature / Electronic Approval (Central Time)
Patricia Bean - 24166 at 6/25/2026 6:32:20 PM

Employee: 28296 - Dina Ghaffoori **Home Org:** 027 **Resource Pool:** 0193 **Timesheet Document Dates:** 1/1/1900 - 6/26/2026
Project: 65885-PL-002 - Northpark TO2 - Project Management **Client:** 002038-002 - City of Houston Public Works

Regular Hours

Sequence	Project	Task	Classification	Hours Type	Location	6/20	6/21	6/22	6/23	6/24	6/25	6/26	Total
			Total Regular Hours										
									Timesheet Total				

Regular Adjustment Hours

Sequence	Project	Task	Classification	Hours Type	Location	6/20	6/21	6/22	6/23	6/24	6/25	6/26	Total
2	65885-PL-002 Northpark - Project Management	200.T900.027 Northpark West Const Ph Svcs - 027-Houston TX	0193	RT	US-TX				4.00	8.00		8.00	20.00
	Descriptions: *6/23: LC13:* *6/24: LC13:* *6/26: LC13:*												
			Total Regular Adjustment Hours						4.00	8.00		8.00	20.00
									Adjustment Total				20.00

Timesheet
Backup

Employee Signature / Electronic Approval (Central Time)
Dina Ghaffoori - 28296 at 7/2/2026 3:37:34 PM

Approval Signature / Electronic Approval (Central Time)
Patricia Bean - 24166 at 7/2/2026 3:40:51 PM

Employee: 28296 - Dina Ghaffoori
Home Org: 027
Resource Pool: 0193
Timesheet Document Dates: 1/1/1900 - 7/3/2026
Project: 65885-PL-002 - Northpark TO2 - Project Management
Client: 002038-002 - City of Houston Public Works

Regular Hours

Sequence	Project	Task	Classification	Hours Type	Location	6/27	6/28	6/29	6/30	7/1	7/2	7/3	Total
2	65885-PL-002 Northpark - Project Management	200.T900.027 Northpark West Const Ph Svcs - 027-Houston TX	0193	RT	US-TX			8.00	8.00	8.50	6.50		31.00
			Total Regular Hours					8.00	8.00	8.50	6.50		31.00
											Timesheet Total		31.00

Timesheet
Backup

Employee Signature / Electronic Approval (Central Time)
Dina Ghaffoori - 28296 at 7/10/2026 11:30:31 AM

Approval Signature / Electronic Approval (Central Time)
Patricia Bean - 24166 at 7/10/2026 12:27:33 PM

Employee: 28296 - Dina Ghaffoori **Home Org:** 027 **Resource Pool:** 0193 **Timesheet Document Dates:** 1/1/1900 - 7/10/2026

Project: 65885-PL-002 - Northpark TO2 - Project Management **Client:** 002038-002 - City of Houston Public Works

Regular Hours

Sequence	Project	Task	Classification	Hours Type	Location	7/4	7/5	7/6	7/7	7/8	7/9	7/10	Total
1	65885-PL-002 Northpark - Project Management	200.T900.027 Northpark West Const Ph Svcs - 027-Houston TX	0193	RT	US-TX			8.50	8.00	8.50	7.00	5.00	37.00
			Total Regular Hours					8.50	8.00	8.50	7.00	5.00	37.00
												Timesheet Total	37.00

Timesheet
Backup

Employee Signature / Electronic Approval (Central Time)
Dina Ghaffoori - 28296 at 7/17/2026 10:50:21 AM

Approval Signature / Electronic Approval (Central Time)
Patricia Bean - 24166 at 7/17/2026 10:57:49 AM

Employee: 28296 - Dina Ghaffoori **Home Org:** 027 **Resource Pool:** 0193 **Timesheet Document Dates:** 1/1/1900 - 7/17/2026

Project: 65885-PL-002 - Northpark TO2 - Project Management **Client:** 002038-002 - City of Houston Public Works

Regular Hours

Sequence	Project	Task	Classification	Hours Type	Location	7/11	7/12	7/13	7/14	7/15	7/16	7/17	Total
1	65885-PL-002 Northpark - Project Management	200.T900.027 Northpark West Const Ph Svcs - 027-Houston TX	0193	RT	US-TX			8.00	10.00				18.00
			Total Regular Hours					8.00	10.00				18.00
												Timesheet Total	18.00

Timesheet
Backup

Employee Signature / Electronic Approval (Central Time)
Joel Salinas - 01210 at 7/2/2026 3:44:19 PM

Approval Signature / Electronic Approval (Central Time)
Kacie Weese - 10234 at 7/6/2026 1:29:49 PM

Employee: 01210 - Joel Salinas
Home Org: 027
Resource Pool: 0101
Timesheet Document Dates: 1/1/1900 - 7/3/2026
Project: 65885-PL-002 - Northpark TO2 - Project Management
Client: 002038-002 - City of Houston Public Works

Regular Hours

Sequence	Project	Task	Classification	Hours Type	Location	6/27	6/28	6/29	6/30	7/1	7/2	7/3	Total
13	65885-PL-002 Northpark - Project Management	200.T900.027 Northpark West Const Ph Svcs - 027-Houston TX	0101	RT	US-TX						2.00		2.00
			Total Regular Hours								2.00		2.00
										Timesheet Total			2.00

Timesheet
Backup

Employee Signature / Electronic Approval (Central Time)
Joel Salinas - 01210 at 7/10/2026 4:09:54 PM

Approval Signature / Electronic Approval (Central Time)
LeAnne Napolillo - 27545 at 7/10/2026 5:27:47 PM

Employee: 01210 - Joel Salinas **Home Org:** 027 **Resource Pool:** 0101 **Timesheet Document Dates:** 1/1/1900 - 7/10/2026

Project: 65885-PL-002 - Northpark TO2 - Project Management **Client:** 002038-002 - City of Houston Public Works

Regular Hours

Sequence	Project	Task	Classification	Hours Type	Location	7/4	7/5	7/6	7/7	7/8	7/9	7/10	Total
15	65885-PL-002 Northpark - Project Management	200.T900.027 Northpark West Const Ph Svcs - 027-Houston TX	0101	RT	US-TX			1.00	1.00		1.00	1.00	4.00
			Total Regular Hours					1.00	1.00		1.00	1.00	4.00
												Timesheet Total	4.00

Timesheet
Backup

Employee Signature / Electronic Approval (Central Time)
Joel Salinas - 01210 at 7/19/2026 8:53:56 AM

Approval Signature / Electronic Approval (Central Time)
Kortnee Zbierski - 25767 at 7/20/2026 9:53:58 AM

Employee: 01210 - Joel Salinas **Home Org:** 027 **Resource Pool:** 0101 **Timesheet Document Dates:** 1/1/1900 - 7/17/2026

Project: 65885-PL-002 - Northpark TO2 - Project Management **Client:** 002038-002 - City of Houston Public Works

Regular Hours

Sequence	Project	Task	Classification	Hours Type	Location	7/11	7/12	7/13	7/14	7/15	7/16	7/17	Total
15	65885-PL-002 Northpark - Project Management	200.T900.027 Northpark West Const Ph Svcs - 027-Houston TX	0101	RT	US-TX			1.00			1.00	1.00	3.00
			Total Regular Hours					1.00			1.00	1.00	3.00
										Timesheet Total			3.00

Timesheet
Backup

Employee Signature / Electronic Approval (Central Time)
Joel Salinas - 01210 at 7/24/2026 9:15:28 AM

Approval Signature / Electronic Approval (Central Time)
LeAnne Napolillo - 27545 at 7/24/2026 11:58:14 AM

Employee: 01210 - Joel Salinas **Home Org:** 027 **Resource Pool:** 0101 **Timesheet Document Dates:** 1/1/1900 - 7/24/2026

Project: 65885-PL-002 - Northpark TO2 - Project Management **Client:** 002038-002 - City of Houston Public Works

Regular Hours

Sequence	Project	Task	Classification	Hours Type	Location	7/18	7/19	7/20	7/21	7/22	7/23	7/24	Total
12	65885-PL-002 Northpark - Project Management	200.T900.027 Northpark West Const Ph Svcs - 027-Houston TX	0101	RT	US-TX						1.00	1.00	2.00
			Total Regular Hours								1.00	1.00	2.00
										Timesheet Total			2.00

Timesheet
Backup

Employee Signature / Electronic Approval (Central Time)
JoonHa Kim - 33343 at 7/10/2026 1:53:21 PM

Approval Signature / Electronic Approval (Central Time)
Lauren White - 17753 at 7/10/2026 1:57:21 PM

Employee: 33343 - JoonHa Kim **Home Org:** 027 **Resource Pool:** 0255 **Timesheet Document Dates:** 1/1/1900 - 7/10/2026

Project: 65885-PL-002 - Northpark TO2 - Project Management **Client:** 002038-002 - City of Houston Public Works

Regular Hours

Sequence	Project	Task	Classification	Hours Type	Location	7/4	7/5	7/6	7/7	7/8	7/9	7/10	Total
3	65885-PL-002 Northpark - Project Management	200.T900.027 Northpark West Const Ph Svcs - 027-Houston TX	0255	RT	US-TX							3.50	3.50
			Total Regular Hours									3.50	3.50
											Timesheet Total		3.50

Timesheet
Backup

Employee Signature / Electronic Approval (Central Time)
JoonHa Kim - 33343 at 7/17/2026 12:50:09 PM

Approval Signature / Electronic Approval (Central Time)
Lauren White - 17753 at 7/17/2026 12:56:35 PM

Employee: 33343 - JoonHa Kim **Home Org:** 027 **Resource Pool:** 0255 **Timesheet Document Dates:** 1/1/1900 - 7/17/2026

Project: 65885-PL-002 - Northpark TO2 - Project Management **Client:** 002038-002 - City of Houston Public Works

Regular Hours

Sequence	Project	Task	Classification	Hours Type	Location	7/11	7/12	7/13	7/14	7/15	7/16	7/17	Total
3	65885-PL-002 Northpark - Project Management	200.T900.027 Northpark West Const Ph Svcs - 027-Houston TX	0255	RT	US-TX			8.50	7.50				16.00
			Total Regular Hours					8.50	7.50				16.00
												Timesheet Total	16.00

Timesheet
Backup

Employee Signature / Electronic Approval (Central Time)
Helen Chastain - 29429 at 7/15/2026 2:40:34 PM

Approval Signature / Electronic Approval (Central Time)
Helen Chastain - 29429 at 7/15/2026 2:40:38 PM

Employee: 33341 - Kelvin Terkper **Home Org:** 134 **Resource Pool:** 0193 **Timesheet Document Dates:** 1/1/1900 - 7/17/2026

Project: 65885-PL-002 - Northpark TO2 - Project Management **Client:** 002038-002 - City of Houston Public Works

Regular Hours

Sequence	Project	Task	Classification	Hours Type	Location	7/11	7/12	7/13	7/14	7/15	7/16	7/17	Total
3	65885-PL-002 Northpark - Project Management	200.T900.134 Northpark West Const Ph Svcs - 134-Central Texas Design	0193	RT	US-TX			5.00					5.00
	Descriptions:	*7/13: Sign development for RFI*											
			Total Regular Hours					5.00					5.00
									Timesheet Total				5.00

Timesheet
Backup

Employee Signature / Electronic Approval (Central Time)
Lauren White - 17753 at 6/25/2026 6:25:47 PM

Approval Signature / Electronic Approval (Central Time)
Paula Ikpatt - 14936 at 6/25/2026 9:09:46 PM

Employee: 17753 - Lauren White **Home Org:** 027 **Resource Pool:** 0145 **Timesheet Document Dates:** 1/1/1900 - 6/26/2026
Project: 65885-PL-002 - Northpark TO2 - Project Management **Client:** 002038-002 - City of Houston Public Works

Regular Hours

Sequence	Project	Task	Classification	Hours Type	Location	6/20	6/21	6/22	6/23	6/24	6/25	6/26	Total
			Total Regular Hours										

Overtime Hours

Sequence	Project	Task	Classification	Hours Type	Location	6/20	6/21	6/22	6/23	6/24	6/25	6/26	Total
			Total Overtime Hours										
									Timesheet Total				

Regular Adjustment Hours

Sequence	Project	Task	Classification	Hours Type	Location	6/20	6/21	6/22	6/23	6/24	6/25	6/26	Total
3	65885-PL-002 Northpark - Project Management	200.T900.027 Northpark West Const Ph Svcs - 027-Houston TX	0145	RT	US-TX				1.50	1.00	1.00	1.00	4.50
	Descriptions: *6/23: LC13:* *6/24: LC13:* *6/25: LC13:* *6/26: LC13:*												
			Total Regular Adjustment Hours						1.50	1.00	1.00	1.00	4.50
									Adjustment Total				4.50

Timesheet
Backup

Employee Signature / Electronic Approval (Central Time)
Lauren White - 17753 at 7/2/2026 3:44:58 PM

Approval Signature / Electronic Approval (Central Time)
Paula Ikpatt - 14936 at 7/3/2026 9:35:37 AM

Employee: 17753 - Lauren White
Home Org: 027
Resource Pool: 0145
Timesheet Document Dates: 1/1/1900 - 7/3/2026
Project: 65885-PL-002 - Northpark TO2 - Project Management
Client: 002038-002 - City of Houston Public Works

Regular Hours

Sequence	Project	Task	Classification	Hours Type	Location	6/27	6/28	6/29	6/30	7/1	7/2	7/3	Total
4	65885-PL-002 Northpark - Project Management	200.T900.027 Northpark West Const Ph Svcs - 027-Houston TX	0145	RT	US-TX	1.00		1.00	1.50	3.00	0.50		7.00
			Total Regular Hours			1.00		1.00	1.50	3.00	0.50		7.00
												Timesheet Total	7.00

Timesheet
Backup

Employee Signature / Electronic Approval (Central Time)
Lauren White - 17753 at 7/10/2026 3:34:58 PM

Approval Signature / Electronic Approval (Central Time)
Paula Ikpatt - 14936 at 7/10/2026 4:13:08 PM

Employee: 17753 - Lauren White **Home Org:** 027 **Resource Pool:** 0145 **Timesheet Document Dates:** 1/1/1900 - 7/10/2026
Project: 65885-PL-002 - Northpark TO2 - Project Management **Client:** 002038-002 - City of Houston Public Works

Regular Hours

Sequence	Project	Task	Classification	Hours Type	Location	7/4	7/5	7/6	7/7	7/8	7/9	7/10	Total
4	65885-PL-002 Northpark - Project Management	200.T900.027 Northpark West Const Ph Svcs - 027-Houston TX	0145	RT	US-TX			1.00	6.50	2.50	2.00	2.50	14.50
			Total Regular Hours					1.00	6.50	2.50	2.00	2.50	14.50

Overtime Hours

Sequence	Project	Task	Classification	Hours Type	Location	7/4	7/5	7/6	7/7	7/8	7/9	7/10	Total
4	65885-PL-002 Northpark - Project Management	200.T900.027 Northpark West Const Ph Svcs - 027-Houston TX	0145	RT	US-TX							3.50	3.50
			Total Overtime Hours									3.50	3.50

Timesheet Total 18.00

Timesheet
Backup

Employee Signature / Electronic Approval (Central Time)
Lauren White - 17753 at 7/17/2026 12:32:57 PM

Approval Signature / Electronic Approval (Central Time)
Kortnee Zbierski - 25767 at 7/20/2026 9:56:20 AM

Employee: 17753 - Lauren White **Home Org:** 027 **Resource Pool:** 0145 **Timesheet Document Dates:** 1/1/1900 - 7/17/2026

Project: 65885-PL-002 - Northpark TO2 - Project Management **Client:** 002038-002 - City of Houston Public Works

Regular Hours

Sequence	Project	Task	Classification	Hours Type	Location	7/11	7/12	7/13	7/14	7/15	7/16	7/17	Total
4	65885-PL-002 Northpark - Project Management	200.T900.027 Northpark West Const Ph Svcs - 027-Houston TX	0145	RT	US-TX			7.00	9.00				16.00
			Total Regular Hours					7.00	9.00				16.00

Overtime Hours

Sequence	Project	Task	Classification	Hours Type	Location	7/11	7/12	7/13	7/14	7/15	7/16	7/17	Total
			Total Overtime Hours										

Timesheet Total 16.00

Timesheet
Backup

Employee Signature / Electronic Approval (Central Time)
Maalvika Aggarwal - 26013 at 6/25/2026 2:54:05 PM

Approval Signature / Electronic Approval (Central Time)
Patricia Bean - 24166 at 6/25/2026 6:33:18 PM

Employee: 26013 - Maalvika Aggarwal **Home Org:** 027 **Resource Pool:** 0193 **Timesheet Document Dates:** 1/1/1900 - 6/26/2026
Project: 65885-PL-002 - Northpark TO2 - Project Management **Client:** 002038-002 - City of Houston Public Works

Regular Hours

Sequence	Project	Task	Classification	Hours Type	Location	6/20	6/21	6/22	6/23	6/24	6/25	6/26	Total
			Total Regular Hours										
									Timesheet Total				

Regular Adjustment Hours

Sequence	Project	Task	Classification	Hours Type	Location	6/20	6/21	6/22	6/23	6/24	6/25	6/26	Total
2	65885-PL-002 Northpark - Project Management	200.T900.027 Northpark West Const Ph Svcs - 027-Houston TX	0193	RT	US-TX				1.00			5.00	6.00
	Descriptions: *6/23: LC13:* *6/26: LC13:*												
			Total Regular Adjustment Hours						1.00			5.00	6.00
									Adjustment Total				6.00

Timesheet
Backup

Employee Signature / Electronic Approval (Central Time)
Maalvika Aggarwal - 26013 at 7/2/2026 4:10:19 PM

Approval Signature / Electronic Approval (Central Time)
Patricia Bean - 24166 at 7/2/2026 4:22:20 PM

Employee: 26013 - Maalvika Aggarwal
Home Org: 027
Resource Pool: 0193
Timesheet Document Dates: 1/1/1900 - 7/3/2026
Project: 65885-PL-002 - Northpark TO2 - Project Management
Client: 002038-002 - City of Houston Public Works

Regular Hours

Sequence	Project	Task	Classification	Hours Type	Location	6/27	6/28	6/29	6/30	7/1	7/2	7/3	Total
1	65885-PL-002 Northpark - Project Management	200.T900.027 Northpark West Const Ph Svcs - 027-Houston TX	0193	RT	US-TX			9.00	9.00	8.00	6.00		32.00
	Descriptions: *6/29: NorthPark* *6/30: NorthPark* *7/1: NorthPark* *7/2: NorthPark*												
			Total Regular Hours					9.00	9.00	8.00	6.00		32.00
											Timesheet Total		32.00

Timesheet
Backup

Employee Signature / Electronic Approval (Central Time)
Maalvika Aggarwal - 26013 at 7/10/2026 12:29:25 PM

Approval Signature / Electronic Approval (Central Time)
Patricia Bean - 24166 at 7/10/2026 12:31:06 PM

Employee: 26013 - Maalvika Aggarwal **Home Org:** 027 **Resource Pool:** 0193 **Timesheet Document Dates:** 1/1/1900 - 7/10/2026

Project: 65885-PL-002 - Northpark TO2 - Project Management **Client:** 002038-002 - City of Houston Public Works

Regular Hours

Sequence	Project	Task	Classification	Hours Type	Location	7/4	7/5	7/6	7/7	7/8	7/9	7/10	Total
1	65885-PL-002 Northpark - Project Management	200.T900.027 Northpark West Const Ph Svcs - 027-Houston TX	0193	RT	US-TX				8.50	8.50	8.50	8.50	34.00
	Descriptions:	*7/7: NorthPark - RFI 60 (Summary of Small Signs)* *7/8: NorthPark - RFI 60 (Summary of Small Signs)* *7/9: NorthPark - RFI 60 (Summary of Small Signs)* *7/10: NorthPark - RFI 60 (Summary of Small Signs)*											
			Total Regular Hours						8.50	8.50	8.50	8.50	34.00
									Timesheet Total				34.00

Timesheet
Backup

Employee Signature / Electronic Approval (Central Time)
Maalvika Aggarwal - 26013 at 7/17/2026 10:57:14 AM

Approval Signature / Electronic Approval (Central Time)
Patricia Bean - 24166 at 7/17/2026 10:58:38 AM

Employee: 26013 - Maalvika Aggarwal **Home Org:** 027 **Resource Pool:** 0193 **Timesheet Document Dates:** 1/1/1900 - 7/17/2026
Project: 65885-PL-002 - Northpark TO2 - Project Management **Client:** 002038-002 - City of Houston Public Works

Regular Hours

Sequence	Project	Task	Classification	Hours Type	Location	7/11	7/12	7/13	7/14	7/15	7/16	7/17	Total
1	65885-PL-002 Northpark - Project Management	200.T900.027 Northpark West Const Ph Svcs - 027-Houston TX	0193	RT	US-TX			11.00	11.00	8.50	5.00		35.50
	Descriptions:	*7/13: NorthPark - RFI 60 (Summary of Small Signs)*											
		7/14: NorthPark - RFI 60 (Summary of Small Signs)											
		7/15: NorthPark - RFI 60 - Summary of Small Signs											
		7/16: NorthPark - RFI 60 - Summary of Small Signs											
			Total Regular Hours					11.00	11.00	8.50	5.00		35.50

Overtime Hours

Sequence	Project	Task	Classification	Hours Type	Location	7/11	7/12	7/13	7/14	7/15	7/16	7/17	Total
			Total Overtime Hours										

Timesheet Total 35.50

Timesheet
Backup

Employee Signature / Electronic Approval (Central Time)
Maalvika Aggarwal - 26013 at 7/23/2026 4:24:50 PM

Approval Signature / Electronic Approval (Central Time)
Patricia Bean - 24166 at 7/23/2026 6:53:53 PM

Employee: 26013 - Maalvika Aggarwal **Home Org:** 027 **Resource Pool:** 0193 **Timesheet Document Dates:** 1/1/1900 - 7/24/2026

Project: 65885-PL-002 - Northpark TO2 - Project Management **Client:** 002038-002 - City of Houston Public Works

Regular Hours

Sequence	Project	Task	Classification	Hours Type	Location	7/18	7/19	7/20	7/21	7/22	7/23	7/24	Total
1	65885-PL-002 Northpark - Project Management	200.T900.027 Northpark West Const Ph Svcs - 027-Houston TX	0193	RT	US-TX						1.00		1.00
	Descriptions:	*7/23: NorthPark - RFI 60 - Summary of Small Signs*											
			Total Regular Hours								1.00		1.00
										Timesheet Total			1.00

Timesheet
Backup

Employee Signature / Electronic Approval (Central Time)
Madhya Barrios - 21314 at 6/25/2026 4:30:01 PM

Approval Signature / Electronic Approval (Central Time)
Joel Herrera - 15041 at 6/25/2026 7:19:29 PM

Employee: 21314 - Mady Barrios **Home Org:** 027 **Resource Pool:** 0172 **Timesheet Document Dates:** 1/1/1900 - 6/26/2026

Project: 65885-PL-002 - Northpark TO2 - Project Management **Client:** 002038-002 - City of Houston Public Works

Regular Hours

Sequence	Project	Task	Classification	Hours Type	Location	6/20	6/21	6/22	6/23	6/24	6/25	6/26	Total
			Total Regular Hours										
									Timesheet Total				

Regular Adjustment Hours

Sequence	Project	Task	Classification	Hours Type	Location	6/20	6/21	6/22	6/23	6/24	6/25	6/26	Total
1	65885-PL-002 Northpark - Project Management	200.T900.027 Northpark West Const Ph Svcs - 027-Houston TX	0172	RT	US-TX			3.00	4.00	4.50	4.00	4.00	19.50
	Descriptions: *6/22: LC13:*												
	6/23: LC13:												
	6/24: LC13:												
	6/25: LC13:												
	Descriptions: *6/26: LC13:*												
			Total Regular Adjustment Hours					3.00	4.00	4.50	4.00	4.00	19.50
									Adjustment Total				19.50

Timesheet
Backup

Employee Signature / Electronic Approval (Central Time)
Madhya Barrios - 21314 at 7/1/2026 11:32:48 PM

Approval Signature / Electronic Approval (Central Time)
Joel Herrera - 15041 at 7/2/2026 3:47:30 PM

Employee: 21314 - Mady Barrios
Home Org: 027
Resource Pool: 0172
Timesheet Document Dates: 1/1/1900 - 7/3/2026
Project: 65885-PL-002 - Northpark TO2 - Project Management
Client: 002038-002 - City of Houston Public Works

Regular Hours

Sequence	Project	Task	Classification	Hours Type	Location	6/27	6/28	6/29	6/30	7/1	7/2	7/3	Total
1	65885-PL-002 Northpark - Project Management	200.T900.027 Northpark West Const Ph Svcs - 027-Houston TX	0172	RT	US-TX			8.00					8.00
	Descriptions: *6/29:*												
			Total Regular Hours					8.00					8.00
									Timesheet Total				8.00

Timesheet
Backup

Employee Signature / Electronic Approval (Central Time)
Madhya Barrios - 21314 at 7/10/2026 2:50:02 PM

Approval Signature / Electronic Approval (Central Time)
Joel Herrera - 15041 at 7/10/2026 6:12:45 PM

Employee: 21314 - Mady Barrios **Home Org:** 027 **Resource Pool:** 0172 **Timesheet Document Dates:** 1/1/1900 - 7/10/2026

Project: 65885-PL-002 - Northpark TO2 - Project Management **Client:** 002038-002 - City of Houston Public Works

Regular Hours

Sequence	Project	Task	Classification	Hours Type	Location	7/4	7/5	7/6	7/7	7/8	7/9	7/10	Total
1	65885-PL-002 Northpark - Project Management	200.T900.027 Northpark West Const Ph Svcs - 027-Houston TX	0172	RT	US-TX			4.00	8.00	8.50		8.00	28.50
			Total Regular Hours					4.00	8.00	8.50		8.00	28.50
												Timesheet Total	28.50

Timesheet
Backup

Employee Signature / Electronic Approval (Central Time)
Madhya Barrios - 21314 at 7/17/2026 10:21:42 AM

Approval Signature / Electronic Approval (Central Time)
Joel Herrera - 15041 at 7/17/2026 4:15:12 PM

Employee: 21314 - Mady Barrios
Home Org: 027
Resource Pool: 0172
Timesheet Document Dates: 1/1/1900 - 7/17/2026
Project: 65885-PL-002 - Northpark TO2 - Project Management
Client: 002038-002 - City of Houston Public Works

Regular Hours

Sequence	Project	Task	Classification	Hours Type	Location	7/11	7/12	7/13	7/14	7/15	7/16	7/17	Total
1	65885-PL-002 Northpark - Project Management	200.T900.027 Northpark West Const Ph Svcs - 027-Houston TX	0172	RT	US-TX			5.00					5.00
			Total Regular Hours					5.00					5.00
												Timesheet Total	5.00

Timesheet
Backup

Employee Signature / Electronic Approval (Central Time)
Paula Ikpatt - 14936 at 6/25/2026 9:07:25 PM

Approval Signature / Electronic Approval (Central Time)
Joel Salinas - 01210 at 6/25/2026 10:22:55 PM

Employee: 14936 - Paula Ikpatt **Home Org:** 027 **Resource Pool:** 1898 **Timesheet Document Dates:** 1/1/1900 - 6/26/2026
Project: 65885-PL-002 - Northpark TO2 - Project Management **Client:** 002038-002 - City of Houston Public Works

Regular Hours

Sequence	Project	Task	Classification	Hours Type	Location	6/20	6/21	6/22	6/23	6/24	6/25	6/26	Total
			Total Regular Hours										

Overtime Hours

Sequence	Project	Task	Classification	Hours Type	Location	6/20	6/21	6/22	6/23	6/24	6/25	6/26	Total
			Total Overtime Hours										
									Timesheet Total				

Regular Adjustment Hours

Sequence	Project	Task	Classification	Hours Type	Location	6/20	6/21	6/22	6/23	6/24	6/25	6/26	Total
10	65885-PL-002 Northpark - Project Management	200.T900.027 Northpark West Const Ph Svcs - 027-Houston TX	1898	RT	US-TX				1.00	0.50			1.50
	Descriptions: *6/23: LC13:* *6/24: LC13:*												
			Total Regular Adjustment Hours						1.00	0.50			1.50
									Adjustment Total				1.50

Timesheet
Backup

Employee Signature / Electronic Approval (Central Time)
Paula Ikpatt - 14936 at 7/3/2026 11:46:01 AM

Approval Signature / Electronic Approval (Central Time)
Joel Salinas - 01210 at 7/5/2026 9:45:48 PM

Employee: 14936 - Paula Ikpatt
Home Org: 027
Resource Pool: 1898
Timesheet Document Dates: 1/1/1900 - 7/3/2026
Project: 65885-PL-002 - Northpark TO2 - Project Management
Client: 002038-002 - City of Houston Public Works

Regular Hours

Sequence	Project	Task	Classification	Hours Type	Location	6/27	6/28	6/29	6/30	7/1	7/2	7/3	Total
12	65885-PL-002 Northpark - Project Management	200.T900.027 Northpark West Const Ph Svcs - 027-Houston TX	1898	RT	US-TX				0.50		3.00		3.50
			Total Regular Hours						0.50		3.00		3.50
									Timesheet Total				3.50

Timesheet
Backup

Employee Signature / Electronic Approval (Central Time)
Robertson Jon Belarmino - 12811 at 7/17/2026 8:48:12 AM

Approval Signature / Electronic Approval (Central Time)
Summer Lawton - 06331 at 7/18/2026 8:31:13 AM

Employee: 12811 - Rob Belarmino **Home Org:** 134 **Resource Pool:** 0103 **Timesheet Document Dates:** 1/1/1900 - 7/17/2026

Project: 65885-PL-002 - Northpark TO2 - Project Management **Client:** 002038-002 - City of Houston Public Works

Regular Hours

Sequence	Project	Task	Classification	Hours Type	Location	7/11	7/12	7/13	7/14	7/15	7/16	7/17	Total
14	65885-PL-002 Northpark - Project Management	200.T900.134 Northpark West Const Ph Svcs - 134-Central Texas Design	0103	RT	US-TX				1.00	0.50	0.50	1.00	3.00
			Total Regular Hours						1.00	0.50	0.50	1.00	3.00
									Timesheet Total				3.00

Timesheet
Backup

Employee Signature / Electronic Approval (Central Time)
Robertson Jon Belarmino - 12811 at 7/24/2026 8:48:35 AM

Approval Signature / Electronic Approval (Central Time)
Summer Lawton - 06331 at 7/24/2026 12:03:23 PM

Employee: 12811 - Rob Belarmino **Home Org:** 134 **Resource Pool:** 0103 **Timesheet Document Dates:** 1/1/1900 - 7/24/2026

Project: 65885-PL-002 - Northpark TO2 - Project Management **Client:** 002038-002 - City of Houston Public Works

Regular Hours

Sequence	Project	Task	Classification	Hours Type	Location	7/18	7/19	7/20	7/21	7/22	7/23	7/24	Total
12	65885-PL-002 Northpark - Project Management	200.T900.134 Northpark West Const Ph Svcs - 134-Central Texas Design	0103	RT	US-TX			1.00			1.00	1.00	3.00
			Total Regular Hours					1.00			1.00	1.00	3.00
										Timesheet Total			3.00

HNTB Corporation
The HNTB Companies
Infrastructure Solutions

1301 Fannin Street
Suite 2000
Houston, TX 77002

Telephone (346) 352-5620
Facsimile (713) 354-1501
www.hntb.com

HNTB

Lake Houston Redevelopment Authority
c/o Burton Accounting P.L.L.C.
PO Box 10330
Houston, TX 77206

Invoice #: 070-65885-DS-001
LHRA CIP Number: T-1013
Project Name: NorthPark TO3 - Final Design
Invoice Group: **
Invoice Date: 8/7/2026

Attention: Thomas Broad

For Professional Services Rendered through: 07/24/26
NorthPark TO3 - Final Design

Phase Code / Name	% of Contract	Phase Fee	Previous Amount	Current Amount	% Complete	MWBE Sub	Total Fee Earned
Task 1 - Preliminary Engineering Report & City of Houston Approval	***3.98%***	***$ 150,477.00***	***$ 150,477.00***	***$ -***	***100.00%***		***$ 150,477.00***
HNTB	2.66%	$ 100,677.00	$ 100,677.00	$ -	100.00%		$ 100,677.00
IMS Engineers, Inc. (MWBE)	1.32%	$ 49,800.00	$ 49,800.00	$ -	100.00%	x	$ 49,800.00
Task 2 - Comprehensive Drainage Analysis & Roadway Drainage	***11.61%***	***$ 438,680.00***	***$ 438,680.00***	***$ -***	***100.00%***		***$ 438,680.00***
5engineering (MWBE)	11.61%	$ 438,680.00	$ 438,680.00	$ -	100.00%	x	$ 438,680.00
Task 3 - Roadway Design	***22.23%***	***$ 839,939.01***	***$ 839,939.01***	***$ -***	***100.00%***		***$ 839,939.01***
HNTB	13.02%	$ 491,749.01	$ 491,749.01	$ -	100.00%		$ 491,749.01
EHRA Engineering	9.22%	$ 348,190.00	$ 348,190.00	$ -	100.00%		$ 348,190.00
Task 4 - Miscellaneous Roadway Design	***19.04%***	***$ 719,494.63***	***$ 719,494.63***	***$ -***	***100.00%***		***$ 719,494.63***
HNTB	17.12%	$ 646,894.63	$ 646,894.63	$ -	100.00%		$ 646,894.63
IMS Engineers, Inc. (MWBE)	1.92%	$ 72,600.00	$ 72,600.00	$ -	100.00%	x	$ 72,600.00
Task 5 - Drainage Design	***4.47%***	***$ 168,710.00***	***$ 168,710.00***	***$ -***	***100.00%***		***$ 168,710.00***
EHRA Engineering	4.47%	$ 168,710.00	$ 168,710.00	$ -	100.00%		$ 168,710.00
Task 6 - Signing, Pavement Markings and Signalization	***7.06%***	***$ 266,877.23***	***$ 266,877.23***	***$ -***	***100.00%***		***$ 266,877.23***
HNTB	5.30%	$ 200,058.23	$ 200,058.23	$ -	100.00%		$ 200,058.23
IMS Engineers, Inc. (MWBE)	1.77%	$ 66,819.00	$ 66,819.00	$ -	100.00%	x	$ 66,819.00
Task 7 - Bridge Design	***11.58%***	***$ 437,532.13***	***$ 437,532.13***	***$ -***	***100.00%***		***$ 437,532.13***
HNTB	11.58%	$ 437,532.13	$ 437,532.13	$ -	100.00%		$ 437,532.13
Task 8 - Geotechnical Borings and Investigations	***1.91%***	***$ 72,316.60***	***$ 72,316.60***	***$ -***	***100.00%***		***$ 72,316.60***
HNTB	0.85%	$ 32,154.00	$ 32,154.00	$ -	100.00%		$ 32,154.00
B2Z Engineering, Inc. (MWBE)	1.06%	$ 40,162.60	$ 40,162.60	$ -	100.00%	x	$ 40,162.60
Task 9 - Waterline Relocation	***0.66%***	***$ 24,849.00***	***$ 24,849.00***	***$ -***	***100.00%***		***$ 24,849.00***
IMS Engineers, Inc. (MWBE)	0.66%	$ 24,849.00	$ 24,849.00	$ -	100.00%		$ 24,849.00
Task 10 - Landscape Architecture	***7.17%***	***$ 271,040.92***	***$ 271,040.92***	***$ -***	***100.00%***		***$ 271,040.92***
M2L Associates Inc. (MWBE)	7.17%	$ 271,040.92	$ 271,040.92	$ -	100.00%	x	$ 271,040.92
Task 11 - Supplemental Survey	***1.74%***	***$ 65,565.00***	***$ 65,565.00***	***$ -***	***100.00%***		***$ 65,565.00***
EHRA Engineering	1.74%	$ 65,565.00	$ 65,565.00	$ -	100.00%		$ 65,565.00
Task 12 - Utility Investigation and Coordination	***0.60%***	***$ 22,521.00***	***$ 22,521.00***	***$ -***	***100.00%***		***$ 22,521.00***
IMS Engineers, Inc. (MWBE)	0.60%	$ 22,521.00	$ 22,521.00	$ -	100.00%	x	$ 22,521.00
Task 13 - Intelligent Transportation System (ITS) PS&E	***1.85%***	***$ 96,720.00***	***$ 96,720.00***	***$ -***	***100.00%***		***$ 96,720.00***
HNTB	1.85%	$ 96,720.00	$ 96,720.00	$ -	100.00%		$ 96,720.00
Task 14 - Amenity Pond Trail Development	***1.69%***	***$ 63,825.24***	***$ 61,015.42***	***$ -***	***95.60%***		***$ 61,015.42***
HNTB	1.29%	$ 48,825.24	$ 48,825.24	$ -	100.00%		$ 48,825.24
M2L Associates Inc. (MWBE)	0.40%	$ 15,000.00	$ 12,190.18	$ -	81.27%		$ 12,190.18
Direct Expenses	***3.71%***	***$ 139,693.70***	***$ 139,571.20***	***$ -***	***99.91%***		***$ 139,571.20***
HNTB	0.54%	$ 20,460.00	$ 20,337.50	$ -	99.40%		$ 20,337.50
EHRA Engineering	0.06%	$ 2,160.00	$ 2,160.00	$ -	100.00%		$ 2,160.00
IMS Engineers, Inc. (MWBE)	0.31%	$ 11,800.00	$ 11,800.00	$ -	100.00%	x	$ 11,800.00
B2Z Engineering, Inc. (MWBE)	2.67%	$ 101,013.70	$ 101,013.70	$ -	100.00%	x	$ 101,013.70
M2L Associates Inc. (MWBE)	0.08%	$ 3,000.00	$ 3,000.00	$ -	100.00%	x	$ 3,000.00
5engineering (MWBE)	0.03%	$ 1,260.00	$ 1,260.00	$ -	100.00%	x	$ 1,260.00
	Total Fee	**$ 3,778,241.46**					

Total Fee Earned To Date	$ 3,775,309.14
Less Previous Billings	$ 3,775,309.14
Amount Due This Invoice	**$ -**

WMBE TOTALS	Total Fee Earned	Total Contract
IMS Engineers, Inc. (MWBE)	$ 248,389.00	$ 248,389.00
B2Z Engineering, Inc. (MWBE)	$ 141,176.30	$ 141,176.30
M2L Associates Inc. (MWBE)	$ 274,040.92	$ 289,040.92
5engineering (MWBE)	$ 439,940.00	$ 439,940.00

MUNICIPAL ACCOUNTS & CONSULTING, L.P.

Lake Houston Redevelopment Authority
1281 Brittmoore Rd
Houston, TX 77043

Invoice No: 124890

Professional Services from July 13, 2026 to August 09, 2026

Task: **Preparation of Financial Report**

DESCRIPTION: Preparation of bookkeeping report; Reconciliation of applicable accounts; Processing of accounts payable, accounts receivable, mail and other administrative services; Coordination of any necessary wire transfers for internal accounts; Communication with consultants; Meeting attendance and payroll, as necessary.

Professional Personnel	Hours	Amount
Sr. Administrative Specialist	0.17	$25.01
Accounting Assistant	0.33	41.68
Consultant	10.17	2,033.34
Sr. Manager	1.17	291.68
Total Preparation of Financial Report		**$2,391.71**

Task: **Banking and Investment Services**

DESCRIPTION: Purchasing, renewing, transferring and recording of investments; Preparation of Quarterly Investment Report; Processing tax transfers, new bank account set up, collateral management, investment rate updates and semi-annual bond payments, as applicable.

Professional Personnel	Hours	Amount
Investment Consultant	5.46	$1,091.00
Investment Manager	1.51	376.50
Total Banking and Investment Services		**$1,467.50**

Task: **Preparation of Budget/Audit**

DESCRIPTION: Preparation of budget; Preparation of audit schedules; Compliance with statutory requirements and communication with auditor.

Professional Personnel	Hours	Amount
Consultant	5.67	$1,133.34
Sr. Manager	1.33	333.33
Investment Consultant	0.25	50.00
Total Preparation of Budget/Audit		**$1,516.67**

Total Professional Services **$5,375.88**

MUNICIPAL ACCOUNTS & CONSULTING, L.P.

Lake Houston Redevelopment Authority
1281 Brittmoore Rd
Houston, TX 77043

Invoice No: 124890

Expenses and Other Items	**Amount**	
Copy Charges	$10.30	
Document Storage & Retention Service	3.68	
Electronic Data Storage	27.50	
End of Year Filing	178.74	
End of Year Forms	19.63	
Investment Officer	100.00	
Total Expenses and Other Items		**$339.85**

Total Professional Services	**$5,375.88**
Total Expenses and Other Items	**339.85**
Total Amount Due	**$5,715.73**

REAL ESTATE SOLUTIONS
FOR INFRASTRUCTURE

Ross Hill
600 Travis Street, Suite 4200
Houston, TX 77002

July 20, 2026
Invoice No: TX1777.000 - 0000001

Invoice Total	$2,500.00

Electronic Payment is Preferred
Account Name: O R Colan Associates, LLC
Account No: 0005173935511
ABA Routing No: 051503394
Email Remit:accountsreceivable@orcolan.com

ORC Project TX1777.000 Northpark Phase II

Professional Services through July 20, 2026

Task 160 Project Management

Unit Billing

PM

June		2,500.00	
	Total Units	**2,500.00**	**2,500.00**
		Total this Task	**$2,500.00**
		Total this Invoice	**$2,500.00**

Billings to Date

	Current	Prior	Total
Unit	2,500.00	0.00	2,500.00
Totals	**2,500.00**	**0.00**	**2,500.00**

Billing Backup

Monday, July 20, 2026
2:10:48 PM

O.R. Colan Associates LLC Invoice 0000001 Dated 7/20/2026

ORC Project TX1777.000 Northpark Phase II

Task 160 Project Management

Unit Billing

PM

June		2,500.00	
	Total Units	**2,500.00**	**2,500.00**
		Total this Task	**$2,500.00**
		Total this Project	**$2,500.00**
		Total this Report	**$2,500.00**

REAL ESTATE SOLUTIONS
FOR INFRASTRUCTURE

Ross Hill
Lake Houston Redevelopment Authority
600 Travis Street, Suite 4200
Houston, TX 77002

August 06, 2026
Invoice No: TX1777.000 - 0000002

Invoice Total $2,500.00

Electronic Payment is Preferred
Account Name: O R Colan Associates, LLC
Account No: 0005173935511
ABA Routing No: 051503394
Email Remit:accountsreceivable@orcolan.com

ORC Project TX1777.000 Northpark Phase II

Professional Services through August 06, 2026

Task 160 Project Management

Unit Billing

PM

July		2,500.00	
	Total Units	**2,500.00**	**2,500.00**
		Total this Task	**$2,500.00**
		Total this Invoice	**$2,500.00**

Billings to Date

	Current	Prior	Total
Unit	2,500.00	2,500.00	5,000.00
Totals	**2,500.00**	**2,500.00**	**5,000.00**

Billing Backup

Thursday, August 6, 2026
2:20:07 PM

O.R. Colan Associates LLC

Invoice 0000002 Dated 8/6/2026

ORC Project TX1777.000 Northpark Phase II

Task 160 Project Management

Unit Billing

PM			
July		2,500.00	
	Total Units	**2,500.00**	**2,500.00**
		Total this Task	**$2,500.00**
		Total this Project	**$2,500.00**
		Total this Report	**$2,500.00**

INVOICE

Date: 8/31/2026
Additional Services
08312026

TIFWorks, LLC
2506 Willowby Drive
Houston, Texas 77008
(832)-978-5910
ralph@tifworks.com

To

Tom Broad, Phil Ivy, Billy Beattie
Board of Directors
Lake Houston Redevelopment Authority
Tax Increment Reinvestment Zone Number Ten
City of Houston, Texas

Salesperson	Job	Payment Terms	Due Date
Ralph De Leon	Lake Houston Redevelopment Authority	Due on receipt	

Qty	Description	Unit Price	Line Total
1	• Basic Services – August 2026	$15,913.50	$15,913.50
	Starbucks August Board Meeting		$119.69
		Subtotal	$16,033.19
		Total	$16,033.19

Make all checks payable to TIFWorks, LLC

Thank you for your business!

INVOICE

Date: 8/31/2026
Additional Services
08312026AS

TIFWorks, LLC
P.O. Box 10330
Houston, Texas 77206
(832)-978-5910
ralph@tifworks.com

To

Tom Broad, Phil Ivy, Billy Beattie
Board of Directors
Lake Houston Redevelopment Authority
Tax Increment Reinvestment Zone Number Ten
City of Houston, Texas

Salesperson	Job	Payment Terms	Due Date
Ralph De Leon	Lake Houston Redevelopment Authority	Due on receipt	

Qty	Description	Unit Price	Line Total
1	• Additional Services – Phase 1 Project Plan Amendment	$39,750.00	$39,750.00
		Subtotal	$39,750.00
		Total	$39,750.00

Make all checks payable to TIFWorks, LLC

Thank you for your business!

TAB

FIVE A

Tax Year 2025 Developer Reimbursement Payments
Tax Increment Reinvestment Zone Number Ten, City of Houston, Harris County, Texas
September 24, 2026

Developer	Jurs. Code	Equi-Tax Report 10/2024	Actual Payment From City	Percentage of Total	Adjusted Total	Less Admin Fee	Payment to Developer
Royal Brook (Friendswood On-Site)	585	$ 224,900.51	N/A			N/A	$ 224,900.51
Royal Brook (Friendswood Off-Site)	585	$ 10,954.25	N/A			N/A	$ 10,954.25
Holley-Guniganti	585	$ 46,486.88	N/A			$ 56,610.17	$ (10,123.29)
Meritage (Amvest)	585	$ -	N/A			N/A	N/A
Sub-Total Jurs. Code 585	**585**	**$ 282,341.64**	**$ 2,928,472.99**		**$ -**	**$ 56,610.17**	**$ 225,731.47**
Main Street Kingwood (Lovett)	858	$ 378,426.87	N/A	24%	$ 331,611.69	$ 56,610.17	$ 275,001.52
Royal Brook (Friendswood On-Site)	858	$ 1,191,228.85	N/A	76%	$ 1,043,861.96	$ 56,610.17	$ 987,251.79
Sub-Total Jurs. Code 858	**858**	**$ 1,569,655.72**	**$ 1,375,473.65**	**100%**	**$ 1,375,473.65**	**$ 113,220.34**	**$ 1,262,253.31**
Amvest (Skymark)	580	$ 372,335.08	N/A	33%	$ 372,335.08	$ 18,870.06	$ 353,465.02
Classic (Gene Mendel)	580	$ 258,424.55	N/A	23%	$ 258,424.55	$ 56,610.17	$ 201,814.38
Riverpoint Village (Amvest)	580	$ 82,770.12	N/A	7%	$ 82,770.12	$ 18,870.06	$ 63,900.06
Meritage (Amvest)	580	$ 426,164.53	N/A	37%	$ 426,164.53	$ 18,870.06	$ 407,294.47
Sub-Total Jurs. Code 580	**580**	**$ 1,139,694.28**	**$ 1,630,551.98**	**100%**	**$ 1,139,694.28**	**$ 113,220.35**	**$ 1,026,473.93**
Stratus	RCH	$ 443,311.48	$ 2,767,207.99	N/A	$ -	$ 56,610.17	$ 386,701.31
	926	N/A	$ 39,907.30	N/A	N/A	N/A	N/A
Sub-Total Jurs. Code 926/RCH	**926/RCH**	**$ 443,311.48**	**$ 2,807,115.29**	N/A	**$ -**	**$ 56,610.17**	**$ 386,701.31**
Total Due to Developers Tax Year 2025							**$ 2,901,160.02**

Note:

1. Fiscal Year 2026 Total Administrative Expense: $339,661.00/6 =$56,610.17
2. Amvest = Amvest + Meritage + Riverpoint Village = $56,610.17/3 = $18,870.06/each
3. $10,954.25 is remaining amount owed for Off-Site per Demand Letter from Friendswood Attorney.

#	TIRZ Name	Jurisdiction Code	Fund #	City Increment	Affordable Housing Transfer to Fund 2409	City Admin. Fee Transfer to Fund 1000	Total Increment Amount Due	Payee	SAP Budget Number
1.	**Lamar Terrace**		**7512**	**$ 4,391,077.65**	**$ 1,463,692.55**	**$ 219,553.88**	**$ 2,707,831.22**	**St. George Place RA**	101067376
	Original	577		*1,639,819.04*	*546,606.35*	*81,990.95*	*1,011,221.74*		
	Annexed	800		*2,751,258.61*	*917,086.20*	*137,562.93*	*1,696,609.48*		
2.	**Midtown**		**7550**	**$ 12,727,487.92**	**N/A**	**$ 636,374.39**	**$ 12,091,113.53**	**Midtown RA**	101067377
	Original	*581&582*		*10,542,287.19*		*527,114.36*	*10,015,172.83*		
	Annexed	*593*		*2,058,948.46*		*102,947.42*	*1,956,001.04*		
	Annexed	*312*		*-*		*-*	*-*		
	Annexed	*814*		*126,252.27*		*6,312.61*	*119,939.66*		
3.	**Main St./Market Square**		**7551**	**$ 17,923,376.04**	**N/A**	**$ 896,168.80**	**$ 17,027,207.24**	**Main Street/Market Square RA**	101067378
	Original	575		*2,466,938.40*		*123,346.92*	*2,343,591.48*		
	Annexed	576		*11,664,584.33*		*583,229.22*	*11,081,355.11*		
	Annexed	260		*64,748.09*		*3,237.40*	*61,510.69*		
	Annexed	936		*-*		*-*	*-*		
	Annexed	924		*447,540.51*		*22,377.03*	*425,163.48*		
	Annexed	796		*3,209,574.49*		*160,478.72*	*3,049,095.77*		
	Annexed	A23		*69,990.22*		*3,499.51*	*66,490.71*		
5.	**Memorial Heights**		**7553**	**$ 15,605,425.73**	**N/A**	**$ 780,271.29**	**$ 14,825,154.44**	**Memorial Heights RA**	101067379
	Original	583		*2,842,032.92*		*142,101.65*	*2,699,931.27*		
	Annexed	935		*2,376,522.00*		*118,826.10*	*2,257,695.90*		
	Annexed	307		*1,409,927.36*		*70,496.37*	*1,339,430.99*		
	Annexed	309		*2,399.02*		*119.95*	*2,279.07*		
	Annexed	816		*8,974,544.43*		*448,727.22*	*8,525,817.21*		
6.	**Eastside**		**7554**	**$ 3,035,852.99**	**N/A**	**$ -**	**$ 3,035,852.99**	**Houston ISD**	101067440
	Original	*584*		*$ 3,035,852.99*		*$ -*	*$ 3,035,852.99*		
7.	**OST/Almeda**		**7555**	**$ 10,862,470.98**	**N/A**	**$ 543,123.55**	**$ 10,319,347.43**	**OST Almeda RA**	101067441
	Original	586		*5,473,155.33*		*273,657.77*	*5,199,497.56*		
	Annexed	587		*3,949,428.86*		*197,471.44*	*3,751,957.42*		
	Annexed	573		*4,468.41*		*223.42*	*4,244.99*		
	Annexed	888		*1,208,472.87*		*60,423.64*	*1,148,049.23*		
	Annexed	780		*226,945.51*		*11,347.28*	*215,598.23*		
	Annexed	A60		*-*		*-*	*-*		
8.	**Gulfgate**		**7556**	**$ 7,854,876.26**	**N/A**	**$ 392,743.81**	**$ 7,462,132.45**	**Gulfgate RA**	101067442
	Original	588		*314,682.61*		*15,734.13*	*298,948.48*		
	Annexed	595		*352,531.27*		*17,626.56*	*334,904.71*		
	Annexed	909		*7,065,362.77*		*353,268.14*	*6,712,094.63*		
	Annexed	741		*122,299.61*		*6,114.98*	*116,184.63*		
9.	**South Post Oak**		**7557**	**$ 1,713,845.88**	**N/A**	**$ 85,692.29**	**$ 1,628,153.59**	**South Post Oak RA**	101067443

#	TIRZ Name	Jurisdiction Code	Fund #	City Increment	Affordable Housing Transfer to Fund 2409	City Admin. Fee Transfer to Fund 1000	Total Increment Amount Due	Payee	SAP Budget Number
	Original	589		*525,703.25*		*26,285.16*	*499,418.09*		
	Annexed	830		*1,188,142.63*		*59,407.13*	*1,128,735.50*		
10.	**Lake Houston**		**7558**	**$ 9,201,698.86**	**N/A**	**$ 460,084.95**	**$ 8,741,613.91**	**Lake Houston RA**	101067444
	Original	585		*3,082,603.15*		*154,130.16*	*2,928,472.99*		
	Annexed	580		*1,716,370.51*		*85,818.53*	*1,630,551.98*		
	Annexed	926		*42,007.68*		*2,100.38*	*39,907.30*		
	Annexed	RCH		*2,912,850.52*		*145,642.53*	*2,767,207.99*		
	Annexed	858		*1,447,867.00*		*72,393.35*	*1,375,473.65*		
11.	**Greater Greenspoint**		**7559**	**$ 7,618,132.55**	**N/A**	**$ 380,906.62**	**$ 7,237,225.93**	**Greater Greenspoint RA**	101067445
	Original	590		*$ 7,652,707.69*		*$ 382,635.38*	*$ 7,270,072.31*		
	Annexed	775		*$ (34,575.14)*		*$ (1,728.76)*	*$ (32,846.38)*		
12.	**City Park**		**7560**	**$ 2,122,457.20**	**N/A**	**106,122.86**	**2,016,334.34**	**City Park RA**	101067446
	Original	591		*$ 472,361.78*		*$ 23,618.09*	*$ 448,743.69*		
	Annexed	098		*$ 1,650,095.42*		*$ 82,504.77*	*$ 1,567,590.65*		
13.	**Old Sixth Ward**		**7561**	**$ 4,390,630.92**	**$ 1,463,543.64**	**$ 219,531.55**	**$ 2,707,555.73**	**Old Sixth Ward RA**	101067447
	Original	592		*2,361,445.80*	*787,148.60*	*118,072.29*	*1,456,224.91*		
	Annexed	922		*2,029,185.12*	*676,395.04*	*101,459.26*	*1,251,330.82*		
14.	**Fourth Ward**		**7562**	**$ 4,019,349.36**	**$ 939,875.88**	**$ 211,472.07**	**$ 2,868,001.41**	**Fourth Ward RA**	101067448
	Original	*599*		*2,521,745.97*	*607,075.13*	*136,591.90*	*1,778,078.94*		
	Annexed	*937*		*1,488,041.02*	*330,675.78*	*74,402.05*	*1,082,963.19*		
	Annexed	*772*		*9,562.37*	*2,124.97*	*478.12*	*6,959.28*		
15.	**East Downtown**		**7563**	**$ 3,369,886.08**	**N/A**	**$ 168,494.31**	**$ 3,201,391.77**	**East Downtown RA**	101067449
	Original	596		*971,542.33*		*48,577.12*	*922,965.21*		
	Annexed	938		*2,398,343.75*		*119,917.19*	*2,278,426.56*		
16.	**Uptown**		**7564**	**$ 23,567,551.32**	**N/A**	**$ 1,178,377.57**	**$ 22,389,173.75**	**Uptown Development Authority**	101067450
	Original	*597*		*22,597,140.21*		*1,129,857.01*	*21,467,283.20*		
	Annexed	*299*		*730,876.50*		*36,543.83*	*694,332.67*		
	Annexed	*856*		*239,534.61*		*11,976.73*	*227,557.88*		
17.	**Memorial City**		**7565**	**$ 19,042,965.55**	**N/A**	**$ 952,148.28**	**$18,090,817.27**	**Memorial City RA**	101067451
	Original	*977*		*19,042,965.55*		*952,148.28*	*18,090,817.27*		
	Annexed	*927*		*-*		*-*	*-*		
	Annexed	*908*		*-*		*-*	*-*		
	Annexed	*A62*		*-*		*-*	*-*		
18.	**Fifth Ward**		**7566**	**$ 2,416,705.04**	**N/A**	**$ 120,835.25**	**$ 2,295,869.79**	**Fifth Ward RA**	101067452
	Original	*594*		*865,790.53*		*43,289.53*	*822,501.00*		
	Annexed	*572*		*315,531.45*		*15,776.57*	*299,754.88*		
	Annexed	*835*		*707,086.62*		*35,354.33*	*671,732.29*		

#	TIRZ Name	Jurisdiction Code	Fund #	City Increment	Affordable Housing Transfer to Fund 2409	City Admin. Fee Transfer to Fund 1000	Total Increment Amount Due	Payee	SAP Budget Number
	Annexed	*766*		*528,296.44*		*26,414.82*	*501,881.62*		
19.	**Upper Kirby**		**7567**	**$ 17,760,427.08**	**N/A**	**$ 888,021.35**	**$ 16,872,405.73**	**Upper Kirby RA**	101067453
	Original	*598*		*16,940,632.66*		*847,031.63*	*16,093,601.03*		
	Annexed	*836*		*819,794.42*		*40,989.72*	*778,804.70*		
20.	**Southwest Houston**		**7568**	**$ 11,158,115.22**	**N/A**	**$ 557,905.76**	**$ 10,600,209.46**	**Southwest Houston RA**	101067454
	Original	*994*		*9,513,031.24*		*475,651.56*	*9,037,379.68*		
	Annexed	*855*		*768,987.67*		*38,449.38*	*730,538.29*		
	Annexed	*837*		*681,766.23*		*34,088.31*	*647,677.92*		
	Annexed	*A25*		*102,776.52*		*5,138.83*	*97,637.69*		
	Annexed	*A61*		*0.00*		*-*	*-*		
	Annexed	*A63*		*91,553.56*		*4,577.68*	*86,975.88*		
21.	**Hardy/Near Northside**		**7569**	**$ 2,692,539.50**	**$ 897,513.16**	**$ 134,626.97**	**$ 1,660,399.37**	**Hardy Place RA**	101067455
	Original	*794*		*$ 1,014,425.41*	*$ 338,141.80*	*$ 50,721.27*	*$ 625,562.34*		
	Annexed	*758*		*$ 1,641,825.49*	*$ 547,275.16*	*$ 82,091.27*	*$ 1,012,459.06*		
		A26		*$ 36,288.60*	*$ 12,096.20*	*$ 1,814.43*	*$ 22,377.97*		
22.	**Leland Woods**		**7570**	**$ 2,000,389.04**	**N/A**	**$ 100,019.45**	**$ 1,900,369.59**	**Leland Woods RA**	101067456
	Original	*795*		*$ 338,521.85*		*$ 16,926.09*	*$ 321,595.76*		
	Annexed	*754*		*$ 1,661,867.19*		*$ 83,093.36*	*$ 1,578,773.83*		
23.	**Harrisburg**		**7571**	**$ 5,085,858.92**	**N/A**	**$ 254,292.94**	**$ 4,831,565.98**	**Harrisburg RA**	101067457
	Original	*925*		*$ 4,871,665.27*		*$ 243,583.26*	*$ 4,628,082.01*		
	Annexed	*753*		*$ 214,193.65*		*$ 10,709.68*	*$ 203,483.97*		
	Annexed	*A36*		*$ -*		*$ -*	*$ -*		
24.	**Greater Houston**		**7581**	**$ 12,658,764.62**	**N/A**	**$ 632,938.24**	**$ 12,025,826.38**	**Special Pay Instructions #1**	101067458
	Original	*920*		*12,255,224.11*		*612,761.21*	*11,642,462.90*		
	Annexed	*839*		*403,540.51*		*20,177.03*	*383,363.48*		
25.	**Hiram Clarke Fort Bend**		**7582**	**$ 6,241,698.11**		**$ 311,800.39**	**$ 5,924,207.38**	**Hiram Clarke Fort Bend RA**	101067459
	Original	*857*		*$ 5,676,521.91*	*N/A*	*$ 283,826.10*	*$ 5,392,695.81*		
	Annexed	*095*		*$ 559,485.86*		*$ 27,974.29*	*$ 531,511.57*		
	Annexed	*A64*		*$ 5,690.34*		*$ 284.52*	*$ 5,405.82*		
26.	**Sunnyside**		**7583**	**$ 5,617,314.98**		**$ 280,865.75**	**$ 5,336,449.23**	**Sunnyside RA**	101067460
	Original	*840*		*$ 4,127,489.91*	*N/A*	*$ 206,374.50*	*$ 3,921,115.41*		
	Annexed	*94*		*$ 1,489,825.07*		*$ 74,491.25*	*$ 1,415,333.82*		
27.	**Montrose**		**7584**	**$ 6,283,960.67**		**$ 314,198.03**	**$ 5,969,762.64**	**Montrose RA**	101067461
	Original	*872*		*$ 6,264,793.39*	*N/A*	*$ 313,239.67*	*$ 5,951,553.72*		
	Annexed	*093*		*$ 19,167.28*		*$ 958.36*	*$ 18,208.92*		
28	**Medical Center Area**		**7585**	**$ 1,123,107.68**	**N/A**	**$ 56,155.38**	**$ 1,066,952.30**	**Medical Center RA**	101067462

#	TIRZ Name	Jurisdiction Code	Fund #	City Increment	Affordable Housing Transfer to Fund 2409	City Admin. Fee Transfer to Fund 1000	Total Increment Amount Due	Payee	SAP Budget Number
	Original	*A28*		*$ 1,123,107.68*		*56,155.38*	*$ 1,066,952.30*		
	Total			**$ 220,485,966.15**	**$ 4,764,625.23**	**$ 10,882,725.73**	**$ 204,832,924.85**		

Notes:

1) 2/3rds of Fourth Ward's affordable housing setaside is retained by Fund 2409; 1/3rd of the zone's affordable housing setaside is transferred to the Redevelopment Authority for the zone's affordable housing program.

Special Pay Instructions #1

Payments are for administration, project costs, project related costs, developer reimbursements, and debt service; invoices submitted to and paid by Economic Development.

TAX INCREMENT CALCULATION WORKSHEET

DEVELOPER: AMVEST

LAKE HOUSTON - ORIGINAL AREA - 580

Tax Year	Tax Rate	Net Taxable Values Base Year 1999	Current Value	Current Increment	Incremental Levy
2003	0.0065500	35,310	653,510	618,200	4,049.21
2004	0.0065000	35,310	7,194,640	7,159,330	46,535.65
2005	0.0064750	35,310	13,725,803	13,690,493	88,645.94
2006	0.0064500	35,310	20,348,706	20,313,396	131,021.40
2007	0.0064500	18,870	25,075,863	25,056,993	161,617.60
2008	0.0063900	18,870	31,969,171	31,950,301	204,162.42
2009	0.0063900	18,870	35,078,595	35,059,725	224,031.64
2010	0.0063875	18,870	37,253,358	37,234,488	237,835.29
2011	0.0063875	18,870	39,876,255	39,857,385	254,589.05
2012	0.0063875	18,870	40,493,912	40,475,042	258,534.33
2013	0.0063875	18,870	39,891,807	39,872,937	254,688.39
2014	0.0063108	18,870	43,468,844	43,449,974	274,204.10
2015	0.0060112	18,870	45,235,024	45,216,154	271,803.34
2016	0.0058642	18,870	48,987,910	48,969,040	287,164.24
2017	0.0058421	18,870	48,911,467	48,892,597	285,635.44
2018	0.0058831	18,870	48,719,864	48,700,994	286,512.82
2019	0.0056792	18,870	51,194,933	51,176,063	290,639.10
2020	0.0056184	18,870	52,024,457	52,005,587	292,188.19
2021	0.0055083	18,870	53,405,380	53,386,510	294,068.91
2022	0.0053364	18,870	61,752,019	61,733,149	329,432.78
2023	0.0051919	18,870	69,660,269	69,641,399	361,571.18
2024	0.0051919	18,870	70,781,448	70,762,578	367,392.23
2025	0.0051919	18,870	71,733,480	71,714,610	372,335.08

February 2026

prepared by: Equi-Tax Inc.
281.4454866

TAX INCREMENT CALCULATION WORKSHEET

DEVELOPER: CLASSIC CONTRACTORS OF HOUSTON

LAKE HOUSTON - ORIGINAL AREA - 580

Tax Year	Tax Rate	Net Taxable Values Base Year 1999	Current Value	Current Increment	Incremental Levy
2003	0.0065500	178,500	1,277,400	1,098,900	7,197.80
2004	0.0065000	178,500	8,217,980	8,039,480	52,256.62
2005	0.0064750	178,500	9,675,270	9,496,770	61,491.59
2006	0.0064500	178,500	10,249,642	10,071,142	64,958.86
2007	0.0064500	178,500	13,998,949	13,820,449	89,141.90
2008	0.0063900	178,500	11,836,573	11,658,073	74,495.09
2009	0.0063900	178,500	10,210,896	10,032,396	64,107.01
2010	0.0063875	178,500	10,481,091	10,302,591	65,807.80
2011	0.0063875	178,500	9,653,287	9,474,787	60,520.20
2012	0.0063875	178,500	10,580,278	10,401,778	66,441.36
2013	0.0063875	178,500	15,225,662	15,047,162	96,113.75
2014	0.0063108	178,500	22,144,737	21,966,237	138,624.53
2015	0.0060112	178,500	24,859,370	24,680,870	148,361.65
2016	0.0058642	178,500	24,658,135	24,479,635	143,553.48
2017	0.0058421	178,500	26,670,101	26,491,601	154,766.58
2018	0.0058831	178,500	32,022,004	31,843,504	187,338.52
2019	0.0056792	178,500	33,466,132	33,287,632	189,047.12
2020	0.0056184	178,500	36,427,436	36,248,936	203,661.02
2021	0.0055083	178,500	37,277,714	37,099,214	204,353.60
2022	0.0053364	178,500	44,920,407	44,741,907	238,760.71
2023	0.0051919	178,500	50,434,967	50,256,467	260,926.55
2024	0.0051919	178,500	50,603,305	50,424,805	261,800.55
2025	0.0051919	178,500	49,953,062	49,774,562	258,424.55

TAX INCREMENT CALCULATION WORKSHEET

DEVELOPER: FRIENDSWOOD ROYAL BROOK

LAKE HOUSTON - ANNEXED AREA - 858

Tax Year	Tax Rate	Net Taxable Values Base Year 2014	Current Value	Current Increment	Incremental Levy
2015	0.0060112	26,244	1,767,771	1,741,527	10,468.67
2016	0.0058642	26,244	5,308,539	5,282,295	30,976.43
2017	0.0058421	26,244	11,069,437	11,043,193	64,515.44
2018	0.0058831	26,244	15,570,769	15,544,525	91,450.00
2019	0.0056792	26,244	58,121,865	58,095,621	329,936.65
2020	0.0056184	26,244	73,360,508	73,334,264	412,021.23
2021	0.0055083	26,244	91,774,261	91,748,017	505,375.60
2022	0.0053364	26,244	135,427,972	135,401,728	722,557.78
2023	0.0051919	26,244	204,991,074	204,964,830	1,064,156.90
2024	0.0051919	26,244	224,362,438	224,336,194	1,164,731.09
2025	0.0051919	26,244	229,466,112	229,439,868	1,191,228.85

LAKE HOUSTON - ORIGINAL AREA - 585

Tax Year	Tax Rate	Net Taxable Values Base Year 2014	Current Value	Current Increment	Incremental Levy
2019	0.0056792	0	33,266,157	33,266,157	188,925.16
2020	0.0056184	0	32,742,168	32,742,168	183,958.60
2021	0.0055083	0	33,886,001	33,886,001	186,654.26
2022	0.0053364	0	36,587,591	36,587,591	195,246.02
2023	0.0051919	0	43,613,780	43,613,780	226,438.38
2024	0.0051919	0	42,527,783	42,527,783	220,800.00
2025	0.0051919	0	43,317,573	43,317,573	224,900.51

TAX INCREMENT CALCULATION WORKSHEET

DEVELOPER: HOLLEY

LAKE HOUSTON - ORIGINAL AREA - 585

Tax Year	Tax Rate	Net Taxable Values Base Year 1997	Current Value	Current Increment	Incremental Levy
2003	0.0065500	1,857,199	6,040,910	4,183,711	39,567.96
2004	0.0065000	1,857,199	5,993,900	4,136,701	38,960.35
2005	0.0064750	1,857,199	6,599,723	4,742,524	42,733.21
2006	0.0064500	1,857,199	6,746,026	4,888,827	43,511.87
2007	0.0064500	1,857,199	6,038,166	4,180,967	38,946.17
2008	0.0063900	1,857,199	4,892,042	3,034,843	31,260.15
2009	0.0063900	1,857,199	5,405,066	3,547,867	34,538.37
2010	0.0063875	1,857,199	4,590,911	2,733,712	29,324.44
2011	0.0063875	1,857,199	4,510,319	2,653,120	28,809.66
2012	0.0063875	1,857,199	4,387,120	2,529,921	28,022.73
2013	0.0063875	1,857,199	4,506,906	2,649,707	28,787.86
2014	0.0063108	1,857,199	4,537,823	2,680,624	28,637.29
2015	0.0060112	1,857,199	5,610,721	3,753,522	33,727.17
2016	0.0058642	1,857,199	5,485,047	3,627,848	32,165.41
2017	0.0058421	1,857,199	5,402,193	3,544,994	31,560.15
2018	0.0058831	1,857,199	5,612,899	3,755,700	33,021.25
2019	0.0056792	1,857,199	6,327,457	4,470,258	25,387.49
2020	0.0056184	1,857,199	7,337,941	5,480,742	30,793.00
2021	0.0055083	1,857,199	6,543,597	4,686,398	25,814.09
2022	0.0053364	1,857,199	7,173,499	5,316,300	28,369.90
2023	0.0051919	1,857,199	6,933,318	5,076,119	26,354.70
2024	0.0051919	1,857,199	9,071,050	7,213,851	37,453.59
2025	0.0051919	1,857,199	10,810,931	8,953,732	46,486.88

February 2026

prepared by: Equi-Tax Inc.
281.4484866

TAX INCREMENT CALCULATION WORKSHEET

DEVELOPER: MERITAGE - RIVERCHASE SEC 1 & SEC 2

LAKE HOUSTON - ORIGINAL AREA - 585

Tax Year	Tax Rate	Net Taxable Values Base Year 1997	Current Value	Current Increment	Incremental Levy
2011	0.0063875	36,201	44,000	7,799	49.82
2012	0.0063875	36,201	44,000	7,799	49.82
2013	0.0063875	36,201	44,000	7,799	49.82
2014	0.0063108	36,201	83,853	47,652	300.72
2015	0.0060112	36,201	26,136	(10,065)	0
2016	0.0058642	36,201	26,136	(10,065)	0
2017	0.0058421	36,201	26,136	(10,065)	0
2018	0.0058831	36,201	26,136	(10,065)	0

***** 041-047-000-0144 : 10 acres in floodway *****

LAKE HOUSTON - ANNEXED AREA - 580

Tax Year	Tax Rate	Net Taxable Values Base Year 1999	Current Value	Current Increment	Incremental Levy
2007	0.0064500	16,440	6,425,116	6,408,676	41,335.96
2008	0.0063900	16,440	15,592,706	15,576,266	99,532.34
2009	0.0063900	16,440	22,669,780	22,653,340	144,754.84
2010	0.0063875	16,440	24,920,596	24,904,156	159,075.30
2011	0.0063875	16,440	28,554,458	28,538,018	182,286.59
2012	0.0063875	16,440	29,625,765	29,609,325	189,129.56
2013	0.0063875	16,440	39,166,732	39,150,292	250,072.49
2014	0.0063108	16,440	48,072,186	48,055,746	303,270.20
2015	0.0060112	16,440	53,105,540	53,089,100	319,129.20
2016	0.0058642	16,440	58,704,046	58,687,606	344,155.86
2017	0.0058421	16,440	55,852,968	55,836,528	326,202.58
2018	0.0058831	16,440	55,023,352	55,006,912	323,611.16
2019	0.0056792	16,440	58,312,218	58,295,778	331,073.38
2020	0.0056184	16,440	56,957,108	56,940,668	319,915.45
2021	0.0055083	16,440	60,498,983	60,482,543	333,155.99
2022	0.0053364	16,440	64,822,220	64,805,780	345,829.56
2023	0.0051919	16,440	70,959,833	70,943,393	368,331.00
2024	0.0051919	16,440	74,764,247	74,747,807	388,083.14
2025	0.0051919	16,440	82,099,017	82,082,577	426,164.53

TAX INCREMENT CALCULATION WORKSHEET

DEVELOPER: MAINSTREET KINGWOOD

LAKE HOUSTON - ANNEXED AREA - 858

Tax Year	Tax Rate	Net Taxable Values Base Year 2014	Current Value	Current Increment	Incremental Levy
2015	0.0060112	13,500,000	5,784,902	0	0
2016	0.0058642	13,500,000	6,786,458	0	0
2017	0.0058421	13,500,000	7,662,590	0	0
2018	0.0058831	13,500,000	35,242,890	21,742,890	127,915.60
2019	0.0056792	13,500,000	46,334,998	32,834,998	186,476.52
2020	0.0056184	13,500,000	65,663,713	52,163,713	293,076.61
2021	0.0055083	13,500,000	63,563,936	50,063,936	275,767.18
2022	0.0053364	13,500,000	68,414,100	54,914,100	293,043.60
2023	0.0051919	13,500,000	80,388,965	66,888,965	347,280.82
2024	0.0051919	13,500,000	82,699,953	69,199,953	359,279.24
2025	0.0051919	13,500,000	86,387,935	72,887,935	378,426.87

TAX INCREMENT CALCULATION WORKSHEET

DEVELOPER: RIVERPOINT VILLAGE

LAKE HOUSTON - ORIGINAL AREA - 580

Tax Year	Tax Rate	Net Taxable Values Base Year 1999	Current Value	Current Increment	Incremental Levy
2015	0.0060112	34,420	5,216,070	5,181,650	31,147.93
2016	0.0058642	34,420	11,482,229	11,447,809	67,132.24
2017	0.0058421	34,420	13,162,009	13,127,589	76,692.69
2018	0.0058831	34,420	12,886,311	12,851,891	75,608.96
2019	0.0056792	34,420	14,047,402	14,012,982	79,582.53
2020	0.0056184	34,420	13,541,512	13,507,092	75,888.25
2021	0.0055083	34,420	13,387,880	13,353,460	73,554.86
2022	0.0053364	34,420	14,225,997	14,191,577	75,731.93
2023	0.0051919	34,420	15,782,448	15,748,028	81,762.19
2024	0.0051919	34,420	15,716,078	15,681,658	81,417.60
2025	0.0051919	34,420	15,976,584	15,942,164	82,770.12

TAX INCREMENT CALCULATION WORKSHEET

DEVELOPER: FOUR STAR BARRINGTON

LAKE HOUSTON - ORIGINAL AREA - 580

Tax Year	Tax Rate	Net Taxable Values Base Year 1999	Current Value	Current Increment	Incremental Levy
2015	0.0060112	989,252	84,102,203	83,112,951	499,608.57
2016	0.0058642	989,252	92,723,920	91,734,668	537,950.44
2017	0.0058421	989,252	98,588,528	97,599,276	570,184.73
2018	0.0058831	989,252	76,566,007	75,576,755	444,625.61
2019	0.0056792	989,252	86,088,343	85,099,091	483,294.76
2020	0.0056184	989,252	84,189,921	83,200,669	467,454.64
2021	0.0055083	989,252	87,637,491	86,648,239	477,284.49
2022	0.0053364	989,252	86,457,799	85,468,547	456,094.35
2023	0.0051919	989,252	99,260,461	98,271,209	510,214.29
2024	0.0051919	989,252	106,236,308	105,247,056	546,432.19
2025	0.0051919	989,252	116,843,423	115,854,171	601,503.27

TAX INCREMENT CALCULATION WORKSHEET

DEVELOPER: STRATUS KINGWOOD

LAKE HOUSTON - ANNEXED AREA - MCAD

Tax Year	Tax Rate	Net Taxable Values Base Year 2014	Current Value	Current Increment	Incremental Levy
2019	0.0056792	3,418,967	7,318,040	3,899,073	22,143.62
2020	0.0056184	3,418,967	30,190,410	26,771,443	150,412.68
2021	0.0055083	3,418,967	54,666,240	51,247,273	282,285.35
2022	0.0053364	3,418,967	34,536,810	31,117,843	166,057.26
2023	0.0051919	3,418,967	86,737,570	83,318,603	432,581.85
2024	0.0051919	3,418,967	86,085,352	82,666,385	429,195.60
2025	0.0051919	3,418,967	88,804,179	85,385,212	443,311.48

Developer	Tax Year	Net Taxable Values Base Year 2014	Current Value	Current Increment	Incremental Levy
STRATUS KINGWOOD	2019	2,263,983	5,292,890	3,028,907	17,201.77
SWBC KINGWOOD LP	2019	1,154,984	2,025,150	870,166	4,941.85
STRATUS KINGWOOD	2020	2,263,983	16,999,080	14,735,097	82,787.67
SWBC KINGWOOD LP	2020	1,154,984	13,191,330	12,036,346	67,625.01
STRATUS KINGWOOD	2021	2,263,983	24,385,380	22,121,397	121,851.29
SWBC KINGWOOD LP	2021	1,154,984	30,280,860	29,125,876	160,434.06
STRATUS KINGWOOD	2022	2,263,983	34,536,810	32,272,827	172,220.71
SWBC KINGWOOD LP	2022	1,154,984	45,626,280	44,471,296	237,316.62
STRATUS KINGWOOD	2023	2,263,983	34,237,570	31,973,587	166,003.67
SWBC KINGWOOD LP	2023	1,154,984	52,500,000	51,345,016	266,578.19
STRATUS KINGWOOD	2024	2,263,983	36,085,352	33,821,369	175,597.17
SWBC KINGWOOD LP	2024	1,154,984	50,000,000	48,845,016	253,598.44
STRATUS KINGWOOD	2025	2,263,983	37,804,179	35,540,196	184,521.14
SWBC KINGWOOD LP	2025	1,154,984	51,000,000	49,845,016	258,790.34

TIRZ 10

2025 Certified Value Increment Report

based on HCAD and MCAD Values as of September 2025

		2025 CERTIFIED VALUE	2025 CERTIFIED TAXABLE VALUE	BASE YEAR	2025 INCREMENT	2024 TAX RATES /$100	ESTIMATED GROSS TAX INCREMENT LEVY	LEVY WITH COLLECTION RATE @ 97%
Original Area	**1997**	915,784,396						
JUR 585	City		616,319,132	7,721,300	608,597,832	0.519190	3,159,779.08	3,064,985.71
JUR 962	Humble *		674,467,480	7,723,030	666,744,450	0.000000	0.00	0.00
Annexed Area	**1999**	485,695,053						
JUR 580	City		340,727,820	1,237,780	339,490,040	0.519190	1,762,598.34	1,709,720.39
JUR 952	Humble *		344,550,456	1,237,780	343,312,676	0.000000	0.00	0.00
Annexed Area	**2011**	13,025,455						
JUR 926	City		13,025,455	4,328,059	8,697,396	0.519190	45,156.01	43,801.33
Annexed Area	**2011**	896,480,034						
JUR RCH	City		740,890,188	159,080,140	581,810,048	0.519190	3,020,699.59	2,930,078.60
Annexed Area	**2014**	410,755,327						
JUR 858	City		319,624,150	16,234,876	303,389,274	0.519190	1,575,166.77	1,527,911.77
Annexed Area	**2020**	0						
JUR 099	City		0	0	0	0.519190	0.00	0.00
	Total	2,721,740,265						
	City		2,030,586,745	188,602,155	1,841,984,590	0.519190	9,563,399.79	9,276,497.80

* Humble ISD requires a 100% return for Educational Facilities

Harris County does not participate in the TIRZ

Base Year for JUR 099, an Annexed Area, is $0.

2018 Annexation in Montgomery County has a base value and taxable value of $0

TAB

SIX

McCall Gibson Swedlund Barfoot Ellis PLLC

Certified Public Accountants

Chris Swedlund
Noel W. Barfoot
Joseph Ellis
Ashlee Martin

Mike M. McCall
(retired)
Debbie Gibson
(retired)

September 24, 2026

Board of Directors
Lake Houston Redevelopment Authority
City of Houston, Texas

We have audited the financial statements of the governmental activities and each major Lake Houston Redevelopment Authority (the "Authority") for the year ended June 30, 2026. Professional standards require that we provide you with information about our responsibilities under generally accepted auditing standards, as well as certain information related to the planned scope and timing of our audit. We have communicated such information in our engagement letter to you dated May 14, 2026. Professional standards also require that we communicate to you the following information related to our audit. For the purposes of this letter, the term "management" refers to the Board of Directors and/or Authority consultants.

Significant Audit Findings

Qualitative Aspects of Accounting Practices

Management is responsible for the selection and use of appropriate accounting policies. Significant accounting policies used by the Authority, including new accounting policies, if any, that have been adopted and implemented during the current fiscal year, are discussed in Note 2. We noted no transactions entered into by the Authority during the year for which there is a lack of authoritative guidance or consensus. All significant transactions have been recognized in the financial statements in the proper period. The financial statement disclosures are neutral, consistent, and clear.

Accounting estimates are an integral part of the financial statements and are based on management's knowledge and experience about past and current events and assumptions about future events. Certain accounting estimates are particularly sensitive because of their significance to the financial statements and because of the possibility that future events affecting them may differ significantly from those expected. If applicable, we evaluated the key factors and assumptions used to develop these estimates in determining that they are reasonable in relation to the financial statements taken as a whole.

Difficulties Encountered in Performing the Audit

We encountered no significant difficulties in dealing with management in performing and completing our audit.

Corrected and Uncorrected Misstatements

Professional standards require us to accumulate all known and likely misstatements identified during the audit, other than those that are clearly trivial, and communicate them to the appropriate level of management. The Authority's bookkeeper and Board of Directors will be provided with any such adjustments.

Management Representations

We have requested certain representations from management that are included in the management representation letter dated September 24, 2026.

DRAFT SUBJECT TO CHANGE

Houston | Austin | Dallas
13100 Wortham Center Drive, Suite 235, Houston, Texas 77065-5610 713-462-0341

Disagreements with Management

For purposes of this letter, a disagreement with management is a financial accounting, reporting, or auditing matter, whether or not resolved to our satisfaction, that could be significant to the financial statements or the auditor's report. We are pleased to report that no such disagreements arose during the course of our audit.

Management Consultations with Other Independent Accountants

In some cases, management may decide to consult with other accountants about auditing and accounting matters, similar to obtaining a "second opinion" on certain situations. If a consultation involves application of an accounting principle to the Authority's financial statements or a determination of the type of auditor's opinion that may be expressed on those statements, our professional standards require the consulting accountant to check with us to determine that the consultant has all the relevant facts. To our knowledge, there were no such consultations with other accountants.

Other Audit Findings or Issues

We generally discuss a variety of matters, including the application of accounting principles and auditing standards, with management each year prior to retention as the Authority's auditors. However, these discussions occurred in the normal course of our professional relationship and our responses were not a condition to our retention.

Other Matters

We were engaged to perform non-attest services for the Authority in relation to the preparation of the financial statements and related notes in conformity with accounting principles generally accepted in the United States of America. These services were performed based on information provided by you. We performed these services in accordance with applicable professional standards. The non-attest services we performed are limited to those specifically defined and did not result in assuming management responsibilities.

We applied certain limited procedures to the Management's Discussion and Analysis and the budgetary comparison schedule for all combined funds, which are required supplementary information ("RSI") that supplements the basic financial statements. Our procedures consisted of inquiries of management regarding the methods of preparing the information and comparing the information for consistency with management's responses to our inquiries, the basic financial statements, and other knowledge we obtained during our audit of the basic financial statements. We did not audit the RSI and do not express an opinion or provide any assurance on the RSI.

We were engaged to report on supplementary information required by the City of Houston and the other supplementary information, which accompany the financial statements but are not RSI. With respect to this supplementary information, we made certain inquiries of management and evaluated the form, content, and methods of preparing the information to determine that the information complies with accounting principles generally accepted in the United States of America, the method of preparing it has not changed from the prior period, and the information is appropriate and complete in relation to our audit of the financial statements. We compared and reconciled the supplementary information to the underlying accounting records used to prepare the financial statements or to the financial statements themselves.

Restriction on Use

This information is intended solely for the use of the Board of Directors of the Authority and is not intended to be, and should not be, used by anyone other than the specified party.

Sincerely,

McCall Gibson Swedlund Barfoot Ellis PLLC
Certified Public Accountants
Houston, Texas

DRAFT SUBJECT TO CHANGE

LAKE HOUSTON REDEVELOPMENT AUTHORITY

CITY OF HOUSTON, TEXAS

ANNUAL FINANCIAL REPORT

JUNE 30, 2026

DRAFT SUBJECT TO CHANGE

McCALL GIBSON SWEDLUND BARFOOT ELLIS PLLC
Certified Public Accountants

TABLE OF CONTENTS

	PAGE
INDEPENDENT AUDITOR'S REPORT	1-3
MANAGEMENT'S DISCUSSION AND ANALYSIS	4-8
BASIC FINANCIAL STATEMENTS	
STATEMENT OF NET POSITION AND GOVERNMENTAL FUNDS BALANCE SHEET	9-10
RECONCILIATION OF THE GOVERNMENTAL FUNDS BALANCE SHEET TO THE STATEMENT OF NET POSITION	11
STATEMENT OF ACTIVITIES AND GOVERNMENTAL FUNDS STATEMENT OF REVENUES, EXPENDITURES AND CHANGES IN FUND BALANCES	12-13
RECONCILIATION OF THE GOVERNMENTAL FUNDS STATEMENT OF REVENUES, EXPENDITURES AND CHANGES IN FUND BALANCES TO THE STATEMENT OF ACTIVITIES	14
NOTES TO THE FINANCIAL STATEMENTS	15-27
REQUIRED SUPPLEMENTARY INFORMATION	
BUDGETARY COMPARISON SCHEDULE - ALL COMBINED GOVERNMENTAL FUNDS	27
NOTES TO BUDGETARY COMPARISON SCHEDULE – ALL COMBINED GOVERNMENTAL FUNDS	28
SUPPLEMENTARY INFORMATION REQUIRED BY CITY OF HOUSTON	
OPERATING EXPENSES	30
CAPITAL EXPENDITURES	31
PROJECT PLAN RECONCILIATION	32
OTHER SUPPLEMENTARY INFORMATION	
BOARD OF DIRECTORS AND CONSULTANTS	34

DRAFT SUBJECT TO CHANGE

McCall Gibson Swedlund Barfoot Ellis PLLC

Certified Public Accountants

Chris Swedlund
Noel W. Barfoot
Joseph Ellis
Ashlee Martin

Mike M. McCall
(retired)
Debbie Gibson
(retired)

INDEPENDENT AUDITOR'S REPORT

Board of Directors
Lake Houston Redevelopment Authority
City of Houston, Texas

Opinions

We have audited the accompanying financial statements of the governmental activities and each major fund of Lake Houston Redevelopment Authority (the "Authority"), ***a component unit of the City of Houston, Texas***, as of and for the year ended June 30, 2026, and the related notes to the financial statements, which collectively comprise the Authority's basic financial statements as listed in the table of contents.

In our opinion, the financial statements referred to above present fairly, in all material respects, the respective financial position of the governmental activities and each major fund of the Authority as of June 30, 2026 and the respective changes in financial position for the year then ended in accordance with accounting principles generally accepted in the United States of America.

Basis for Opinion

We conducted our audit in accordance with auditing standards generally accepted in the United States of America. Our responsibilities under those standards are further described in the Auditor's Responsibilities for the Audit of the Financial Statements section of our report. We are required to be independent of the Authority and to meet our other ethical responsibilities in accordance with the relevant ethical requirements relating to our audit. We believe that the audit evidence we have obtained is sufficient and appropriate to provide a basis for our audit opinion.

Responsibilities of Management for the Financial Statements

Management is responsible for the preparation and fair presentation of the financial statements in accordance with accounting principles generally accepted in the United States of America, and for the design, implementation, and maintenance of internal control relevant to the preparation and fair presentation of financial statements that are free from material misstatement, whether due to fraud or error.

In preparing the financial statements, management is required to evaluate whether there are conditions or events, considered in the aggregate, that raise substantial doubt about the Authority's ability to continue as a going concern for twelve months beyond the financial statement date, including any currently known information that may raise substantial doubt shortly thereafter.

DRAFT SUBJECT TO CHANGE

Auditor's Responsibilities for the Audit of the Financial Statements

Our objectives are to obtain reasonable assurance about whether the financial statements as a whole are free from material misstatement, whether due to fraud or error, and to issue an auditor's report that includes our opinion. Reasonable assurance is a high level of assurance but is not absolute assurance and therefore is not a guarantee that an audit conducted in accordance with generally accepted auditing standards will always detect a material misstatement when it exists. The risk of not detecting a material misstatement resulting from fraud is higher than for one resulting from error, as fraud may involve collusion, forgery, intentional omissions, misrepresentations, or the override of internal control. Misstatements, including omissions, are considered material if there is a substantial likelihood that, individually or in the aggregate, they would influence the judgment made by a reasonable user based on the financial statements.

In performing an audit in accordance with generally accepted auditing standards, we:

- Exercise professional judgment and maintain professional skepticism throughout the audit.
- Identify and assess the risks of material misstatement of the financial statements, whether due to fraud or error, and design and perform audit procedures responsive to those risks. Such procedures include examining, on a test basis, evidence regarding the amounts and disclosures in the financial statements.
- Obtain an understanding of internal control relevant to the audit in order to design audit procedures that are appropriate in the circumstances, but not for the purpose of expressing an opinion on the effectiveness of the Authority's internal control. Accordingly, no such opinion is expressed.
- Evaluate the appropriateness of accounting policies used and the reasonableness of significant accounting estimates made by management, as well as evaluate the overall presentation of the financial statements.
- Conclude whether, in our judgment, there are conditions or events, considered in the aggregate, that raise substantial doubt about the Authority's ability to continue as a going concern for a reasonable period of time.

We are required to communicate with those charged with governance regarding, among other matters, the planned scope and timing of the audit, significant audit findings, and certain internal control related matters that we identified during the audit.

Required Supplementary Information

Accounting principles generally accepted in the United States of America require that the Management's Discussion and Analysis and the Budgetary Comparison Schedule – All Combined Governmental Funds be presented to supplement the basic financial statements. Such information is the responsibility of management and, although not a part of the basic financial statements, is required by the Governmental Accounting Standards Board, who considers it to be an essential part of financial reporting for placing the basic financial statements in an appropriate operational, economic, or historical context. We have applied certain limited procedures to the required supplementary information in accordance with auditing standards generally accepted in the United States of America, which consisted of inquiries of management about the methods of preparing the information and comparing the information for consistency with management's responses to our inquiries, the basic financial statements, and other knowledge we obtained during our audit of the basic financial statements. We do not express an opinion or provide any assurance on the information because the limited procedures do not provide us with sufficient evidence to express an opinion or provide any assurance.

DRAFT SUBJECT TO CHANGE

Board of Directors
Lake Houston Redevelopment Authority

Supplementary Information

Our audit was conducted for the purpose of forming opinions on the financial statements that collectively comprise the Authority's basic financial statements. The supplementary information required by the City of Houston, Texas and other supplementary information is presented for purposes of additional analysis and is not a required part of the basic financial statements. Such information is the responsibility of management and was derived from and relates directly to the underlying accounting and other records used to prepare the basic financial statements. This information has been subjected to the auditing procedures applied in the audit of the basic financial statements and certain additional procedures, including comparing and reconciling such information directly to the underlying accounting and other records used to prepare the basic financial statements or to the basic financial statements themselves, and other additional procedures in accordance with auditing standards generally accepted in the United States of America. In our opinion, the information is fairly stated, in all material respects, in relation to the basic financial statements as a whole.

McCall Gibson Swedlund Barfoot Ellis PLLC
Certified Public Accountants
Houston, Texas

September 24, 2026

DRAFT SUBJECT TO CHANGE

LAKE HOUSTON REDEVELOPMENT AUTHORITY
MANAGEMENT'S DISCUSSION AND ANALYSIS
FOR THE YEAR ENDED JUNE 30, 2026

Management's discussion and analysis of Lake Houston Redevelopment Authority's (the "Authority") financial performance provides an overview of the Authority's financial activities during the year ended June 30, 2026. Please read it in conjunction with the Authority's financial statements. This discussion and analysis includes comparative data with a brief explanation for significant changes between fiscal years. Since the Management's Discussion and Analysis is designed to focus on current activities, resulting changes and currently known facts, please read in conjunction with the Authority's financial statements and footnotes.

OVERVIEW OF THE FINANCIAL STATEMENTS

FINANCIAL HIGHLIGHTS

- The Authority was formed December 31, 2013 to aid, assist and act on behalf of the City in the performance of the City's obligation with respect to Reinvestment Zone No. 10, City of Houston, Texas (the "Zone").

- The Authority's liabilities exceeded its assets by $50,371,287 (net position) for the year ended June 30, 2026. This compares to the previous period ending June 30, 2025, when the Authority's liabilities exceeded its assets by $36,129,059.

- The total net position deficit of $50,371,287 is partly due to the fact that the Authority has assumed the liabilities of the Zone and recorded a potential amount due to multiple developers of $25,970,538 for the facilities the Developers constructed and conveyed to the City of Houston. The Authority entered into a loan agreement during the current fiscal year and recorded loan proceeds of $1,000,000. The Authority anticipates that with continued development in the area, tax increment revenues will be sufficient to cover operating costs, note payments and to reimburse the Developers. The Authority's obligations to the Developers are contingent upon the availability of tax increment for such purpose as described in Note 8.

- The Authority's governmental funds reported a total ending fund balance of $22,896,175 as of June 30, 2026. This compares to the prior year fund balance of $41,152,491, showing a decrease of $18,256,316 during the current fiscal year. Of the fund balances, $17,552,721 is unassigned and $5,343,454 is restricted for future debt service.

USING THIS ANNUAL REPORT

This report consists of a series of financial statements. The basic financial statements include: (1) combined fund financial statements and government-wide financial statements and (2) notes to the financial statements. The combined fund financial statements and government-wide financial statements combine both: (1) the Statement of Net Position and Governmental Funds Balance Sheet and (2) the Statement of Activities and Governmental Funds Statement of Revenue, Expenditures, and Changes in Fund Balances. This report also includes other supplementary information in addition to the basic financial statements.

DRAFT SUBJECT TO CHANGE

GOVERNMENT-WIDE FINANCIAL STATEMENTS

The Authority's annual report includes two financial statements combining the government-wide financial statements and the fund financial statements. The government-wide portion of these statements provides both long-term and short-term information about the Authority's overall status. Financial reporting at this level uses a perspective similar to that found in the private sector with its basis in full accrual accounting and elimination or reclassification of internal activities.

The first of the government-wide statements is the Statement of Net Position. The Statement of Net Position is the Authority-wide statement of its financial position presenting information that includes all of the Authority's assets and liabilities, with the difference reported as net position. Over time, increases or decreases in net position may serve as a useful indicator of whether the financial position of the Authority as a whole is improving or deteriorating. Evaluation of the overall financial health of the Authority would extend to other non-financial factors.

The government-wide portion of the Statement of Activities reports how the Authority's net position changed during the current year. All current revenues and expenses are included using the accrual basis of accounting.

FUND FINANCIAL STATEMENTS

The combined statements also include fund financial statements. A fund is a grouping of related accounts that is used to maintain control over resources that have been segregated for specific activities or objectives. The Authority has three governmental fund types. The General Fund is the operating fund of the Authority and accounts for resources not accounted for in another fund, tax increment revenues, costs and general expenditures. The Debt Service Fund accounts for financial resources restricted, committed or assigned for servicing debt. The Capital Projects Fund accounts for financial resources restricted, committed or assigned for acquisition or construction of facilities and related costs

Governmental funds are reported in each of the financial statements. The focus in the fund statements provides a distinctive view of the Authority's governmental funds. These statements report short-term fiscal accountability focusing on the use of spendable resources and balances of spendable resources available at the end of the year. They are useful in evaluating annual financing requirements of the Authority and the commitment of spendable resources for the near-term.

Since the government-wide focus includes the long-term view, comparisons between these two perspectives may provide insight into the long-term impact of short-term financing decisions. The adjustments columns, the Reconciliation of the Governmental Funds Balance Sheet to the Statement of Net Position and the Reconciliation of the Governmental Funds Statement of Revenues, Expenditures and Changes in Fund Balances to the Statement of Activities explain the differences between the two presentations and assist in understanding the differences between these two perspectives.

DRAFT SUBJECT TO CHANGE

NOTES TO THE FINANCIAL STATEMENTS

The accompanying notes to the financial statements provide information essential to a full understanding of the government-wide and fund financial statements.

OTHER INFORMATION

In addition to the financial statements and the accompanying notes, this report also presents certain required supplementary information ("RSI"). A budgetary comparison schedule is included as RSI for all combined governmental funds.

FINANCIAL SUMMARY AND DETAILED ANALYSIS

GOVERNMENT-WIDE FINANCIAL ANALYSIS

The Statement of Net Position includes all assets and liabilities using the accrual basis of accounting, which is similar to the accounting used by most private-sector institutions. Net position may serve over time as a useful indicator of the Authority's financial position. In the case of the Authority, liabilities exceeded assets by $50,371,287 as of June 30, 2026.

The following table provides a summary of the changes in the Statement of Net Position as of June 30, 2026, and June 30, 2025:

	Summary of the Changes in the Statement of Net Position		
	2026	2025	Variance Positive (Negative)
Current and Other Assets	$ 26,629,148	$ 43,100,129	$ (16,470,981)
Total Assets	$ 26,629,148	$ 43,100,129	(16,470,981)
Current Liabilities	$ 4,225,398	$ 2,203,392	$ (2,022,006)
Long-Term Liabilities	72,775,037	77,025,796	4,250,759
Total Liabilities	$ 77,000,435	$ 79,229,188	$ 2,228,753
Net Position:			
Restricted	$ 4,851,029	$ 2,588,293	$ 2,262,736
Unrestricted	(55,222,316)	(38,717,352)	(16,504,964)
Total Net Position	$ (50,371,287)	$ (36,129,059)	$ (14,242,228)

For a more detailed analysis of assets and liabilities, see the notes to the financial statements.

DRAFT SUBJECT TO CHANGE

STATEMENT OF ACTIVITIES

The following table provides a comparative analysis of the Authority's operations for the years ending June 30, 2026 and June 30, 2025. The Authority's net position decreased by $14,242,228. Revenues, of which are made up of 96% is made up of tax increment revenues, increased by $5,144,375 compared to last year. This 21% increase is due to the increase in tax increment revenue. Expenditures this fiscal year were $500,476 more than last fiscal year, a 1.1% increase, which is primarily due to an increase in amounts paid to Humble Independent School District.

	Summary of the Changes in the Statement of Activities		
	2026	2025	Variance Positive (Negative)
Revenues:			
Tax Increment Revenue	$ 28,675,990	$ 22,592,031	$ 6,083,959
Interest Revenue	1,132,171	2,070,478	(938,307)
Miscellaneous Revenue		1,277	(1,277)
Total Revenues	$ 29,808,161	$ 24,663,786	$ 5,144,375
Expenses:			
Expenses for Services	$ 651,260	$ 630,367	$ (20,893)
Expenses for Debt Service	2,545,175	2,416,034	(129,141)
Humble ISD Reimbursement	19,934,376	14,341,430	(5,592,946)
Capital Improvements	20,919,578	26,162,082	5,242,504
Total Expenses	$ 44,050,389	$ 43,549,913	$ (500,476)
Change in Net Position	$ (14,242,228)	$ (18,886,127)	$ 4,643,899
Net Position, Beginning of Year	(36,129,059)	(17,242,932)	(18,886,127)
Net Position, End of Year	$ (50,371,287)	$ (36,129,059)	$ (14,242,228)

FINANCIAL ANALYSIS OF THE AUTHORITY'S GOVERNMENTAL FUND

The Authority's combined fund balances as of June 30, 2026 were $22,896,175, a decrease of $18,256,316 from the prior year. The General Fund fund balance decreased by $20,077,152, primarily due to current year administrative and capital costs, as well as transfers to other funds, exceeding increment revenues and investment revenues. The Debt Service Fund fund balance increased by $2,499,407, primarily due to investment revenues and a transfer from the General Fund exceeding bond principal and interest expenditures. The Capital Projects Fund fund balance decreased by $678,571, primarily due to significant capital costs paid in the current year, which exceeded a transfer in from the General Fund.

DRAFT SUBJECT TO CHANGE

BUDGETARY HIGHLIGHTS

The board of the Authority adopted, in accordance with the Tri-Party Agreement, a budget for the current fiscal year. Actual revenues were $7,717,376 more than budgeted revenues, expenditures were $5,058,225 less than budgeted, and the Authority received $19,000,000 less in loan proceeds than budgeted, resulting in a $6,224,399 negative variance. See the budget to actual comparison for more information.

SIGNIFICANT CAPITAL ASSET AND LONG-TERM ACTIVITY

CAPITAL ASSETS

The Authority has no investment in capital assets. All facilities are conveyed to the City at completion.

LONG-TERM DEBT ACTIVITY

The Authority issued a note in June 2020 for $10,500,000 and drew an additional $11,500,000 in a prior year. In the current fiscal year, the Authority issued a note for $1,000,000. In a prior year, the Authority issued Series 2021 Tax Increment Contract and Revenue Bonds in the amount of $44,040,000 and used a portion of the proceeds to repay in advance the Bank Note. As of June 30, 2026, the bond balance is $41,805,000. The Series 2021 bonds carry a municipal bond rating of "BBB-" issued by Standard and Poor's. The above ratings reflect changes, if any, through June 30, 2026. The Authority has recorded an amount due to the Developers of $25,970,538.

CURRENTLY KNOW FACTS, DECISIONS OR CONDITIONS

The adopted budget for fiscal year 2027 projects a decrease in all combined funds fund balance of $18,784,651. Compared to the fiscal year 2026 results, revenues are expected to increase by approximately $5,476,185 and expenditures are expected to increase by approximately $1,638,188 (primarily due to increased amounts anticipated to be made to Humble Independent School District).

CONTACTING THE AUTHORITY'S MANAGEMENT

This financial report is designed to provide a general overview of the Authority's finances. Questions concerning any of the information provided in this report or requests for additional information should be addressed to Lake Houston Redevelopment Authority, c/o TIFWorks, LLC, P. O. Box 10330, Houston, TX 77206.

DRAFT SUBJECT TO CHANGE

LAKE HOUSTON REDEVELOPMENT AUTHORITY
STATEMENT OF NET POSITION AND GOVERNMENTAL FUNDS BALANCE SHEET
JUNE 30, 2026

	General Fund	Debt Service Fund
ASSETS		
Cash	$ 21,283,312	$
Investments	2,382	5,343,454
TOTAL ASSETS	$ 21,285,694	$ 5,343,454
LIABILITIES		
Accounts Payable	$ 3,732,973	$
Accrued Interest Payable		
Note Payable		
Long-Term Liabilities:		
Due Within One Year		
Due After One Year		
Due to Developers		
TOTAL LIABILITIES	$ 3,732,973	$ - 0 -
FUND BALANCES		
Restricted for Debt Service	$	$ 5,343,454
Unassigned	17,552,721	
TOTAL FUND BALANCES	$ 17,552,721	$ 5,343,454
TOTAL LIABILITIES AND FUND BALANCES	$ 21,285,694	$ 5,343,454
NET POSITION		
Restricted for Debt Service		
Unrestricted		
TOTAL NET POSITION		

DRAFT SUBJECT TO CHANGE

Total	Adjustments	Statement of Net Position
$ 21,283,312	$	$ 21,283,312
5,345,836		5,345,836
$ 26,629,148	$ - 0 -	$ 26,629,148
$ 3,732,973	$	$ 3,732,973
	492,425	492,425
	935,000	935,000
	1,205,000	1,205,000
	44,664,499	44,664,499
	25,970,538	25,970,538
$ 3,732,973	$ 73,267,462	$ 77,000,435
$ 5,343,454	$ (5,343,454)	$
17,552,721	(17,552,721)	
$ 22,896,175	$ (22,896,175)	$ - 0 -
$ 26,629,148		
	$ 4,851,029	$ 4,851,029
	(55,222,316)	(55,222,316)
	$ (50,371,287)	$ (50,371,287)

DRAFT SUBJECT TO CHANGE

LAKE HOUSTON REDEVELOPMENT AUTHORITY
RECONCILIATION OF THE GOVERNMENTAL FUNDS BALANCE SHEET TO THE STATEMENT OF NET POSITION
JUNE 30, 2026

Total Fund Balances - Governmental Funds		$ 22,896,175
Amounts reported for governmental activities in the Statement of Net Position are		
Certain liabilities are not due and payable in the current period and, therefore, are		
Due to Developer	$ (25,970,538)	
Accrued Interest Payable	(492,425)	
Due Within One Year	(1,205,000)	
Due After One Year	(45,599,499)	(73,267,462)
Total Net Position - Governmental Activities		$ (50,371,287)

DRAFT SUBJECT TO CHANGE

THIS PAGE INTENTIONALLY LEFT BLANK

LAKE HOUSTON REDEVELOPMENT AUTHORITY

STATEMENT OF ACTIVITIES AND GOVERNMENTAL FUNDS STATEMENT OF REVENUES, EXPENDITURES AND CHANGES IN FUND BALANCES FOR THE YEAR ENDED JUNE 30, 2026

	General Fund	Debt Service Fund
REVENUES		
Tax Increment Revenue (Net of Administrative Fee of $460,085)	$ 28,675,990	$
Interest Revenues	976,178	137,490.00
TOTAL REVENUES	$ 29,652,168	$ 137,490
EXPENDITURES/EXPENSES		
Service Operations:		
Professional Services	$ 433,484	$
Humble ISD Reimbursement	19,934,376	
Insurance	6,266	
Municipal Services	205,530	
Other Administrative Costs	5,980	-
Capital Costs	19,062,218	
Debt Service:		
Principal - Bond		1,145,000
Interest Expense -Bond		1,505,900
Principal - Note	65,000	
Interest Expense -Note	13,341	
Interest Expense - Developers		
Reimbursements - Developers	4,830,022	
TOTAL EXPENDITURES/EXPENSES	$ 44,556,217	$ 2,650,900
EXCESS (DEFICIENCY) OF REVENUES OVER EXPENDITURES/EXPENSES	$ (14,904,049)	$ (2,513,410)
OTHER FINANCING SOURCES (USES)		
Transfers In(Out)	$ (6,173,103)	$ 5,012,817
Bank Note Proceeds	1,000,000	
TOTAL OTHER FINANCING SOURCES (USES)	$ (5,173,103)	$ 5,012,817
NET CHANGE IN FUND BALANCES	$ (20,077,152)	$ 2,499,407
CHANGE IN NET POSITION		
FUND BALANCES/NET POSITON - JULY 1, 2025	37,629,873	2,844,047
FUND BALANCES/NET POSITON - JUNE 30, 2026	$ 17,552,721	$ 5,343,454

DRAFT SUBJECT TO CHANGE

Capital Projects Fund	Total	Adjustments	Statement of Activities
$	$ 28,675,990	$	$ 28,675,990
18,503	1,132,171		1,132,171
$ 18,503	$ 29,808,161	$ - 0 -	$ 29,808,161
$	$ 433,484	$	$ 433,484
	19,934,376		19,934,376
	6,266		6,266
	205,530		205,530
	5,980		5,980
1,857,360	20,919,578		20,919,578
	1,145,000	(1,145,000)	
	1,505,900	43,072	1,548,972
	65,000	(65,000)	
	13,341		13,341
		982,862	982,862
	4,830,022	(4,830,022)	
$ 1,857,360	$ 49,064,477	$ (5,014,088)	$ 44,050,389
$ (1,838,857)	$ (19,256,316)	$ 5,014,088	$ (14,242,228)
$ 1,160,286	$	$	$ -
	1,000,000	(1,000,000)	
$ 1,160,286	$ 1,000,000	$ (1,000,000)	$ - 0 -
$ (678,571)	$ (18,256,316)	$ 18,256,316	
		(14,242,228)	(14,242,228)
678,571	41,152,491	(77,281,550)	(36,129,059)
$ -	$ 22,896,175	$ (73,267,462)	$ (50,371,287)

DRAFT SUBJECT TO CHANGE

LAKE HOUSTON REDEVELOPMENT AUTHORITY
RECONCILIATION OF THE GOVERNMENTAL FUNDS STATEMENT OF REVENUES, EXPENDITURES AND CHANGES IN FUND BALANCES TO THE STATEMENT OF ACTIVITIES
FOR THE YEAR ENDED JUNE 30, 2026

Net Change in Fund Balances - Governmental Funds	$ (18,256,316)
Amounts reported for governmental activities in the Statement of Activities are different because:	
Governmental funds report principal payments as expenditures. However, in the Statement of Net Position, principal payments are reported as decreases in long-term liabilities.	1,210,000
Governmental funds report interest expenditures on long-term debt as expenditures in the year paid. However, in the Statement of Net Position, interest is accrued on long-term debt through fiscal year-end.	(43,072)
Governmental funds report interest expenditures for developer reimbursements as expenditures in the year paid. However, in the Statement of Net Position, interest is accrued for developer reimbursements through fiscal year-end.	(982,862)
Governmental funds report developer reimbursements as expenditures. Developer reimbursements decrease long-term liabilities in the Statement of Net Position.	4,830,022
Governmental funds report bank loan proceeds as other financing sources. However, in the Statement of Net Position, note proceeds are reported as increases in long-term liabilities.	(1,000,000)
Change in Net Position - Governmental Activities	$ (14,242,228)

DRAFT SUBJECT TO CHANGE

LAKE HOUSTON REDEVELOPMENT AUTHORITY
NOTES TO THE FINANCIAL STATEMENTS
JUNE 30, 2026

NOTE 1. DESCRIPTION OF ORGANIZATION

Lake Houston Redevelopment Authority (the "Authority") is a nonprofit local government corporation, incorporated December 30, 2013 under the laws of the State of Texas, and operating under Chapter 431, Texas Transportation Code. On December 4, 2013, the City of Houston (the "City") adopted Resolution No. 2013-62, which authorized the Authority to aid, assist and act on behalf of the City in the performance of the City's obligation with respect to Lake Houston Reinvestment Zone Number Ten, City of Houston, Texas (the "Zone").

By Ordinance No. 97-1589 adopted December 17, 1997, the Zone was created pursuant to Chapter 311 of the Texas Tax Code to promote development in the area and for tax increment financing purposes. The original Zone was 1,351 acres. The Zone was enlarged to 1,783 acres by adding an annexed area and amending the project plan in 1999. In 2011, 975 acres were annexed and the plan was amended. In April 2014, 496.38 acres were annexed, and the plan was amended. In December 2020, 349.29 acres were annexed and the plan was amended. Zone operations are scheduled to terminate on December 31, 2048.

The City deposits ad valorem taxes into the tax increment fund for use by the Zone based on the appraised value of real property. A project plan and reinvestment zone financing plan is prepared by the Board and submitted to the City Council for approval.

The Board of Directors consists of seven members for staggered two-year terms. The Mayor appoints Board members subject to City Council approval.

NOTE 2. SIGNIFICANT ACCOUNTING POLICIES

The accompanying basic financial statements have been prepared in accordance with accounting principles generally accepted in the United States of America as promulgated by the Governmental Accounting Standards Board (the "GASB").

The GASB has established the criteria for determining whether or not a given entity is a component unit. The criteria are: (1) is the potential component unit a legally separate entity, (2) does the primary government appoint a voting majority of the potential component unit's board, (3) is the primary government able to impose its will on the potential component unit, (4) is there a financial benefit or burden relationship. The Authority was created as an instrumentality of the City. The Authority does meet the criteria for inclusion as a component unit of the City. Copies of the financial statements for the City may be obtained from the City Secretary's office.

Financial Statement Presentation

These financial statements have been prepared in accordance with GASB Codification of Governmental Accounting and Financial Reporting Standards Part II, Financial Reporting ("GASB Codification").

DRAFT SUBJECT TO CHANGE

NOTE 2. SIGNIFICANT ACCOUNTING POLICIES (Continued)

Financial Statement Presentation (Continued)

The GASB Codification sets forth standards for external financial reporting for all state and local government entities, which include a requirement for a Statement of Net Position and a Statement of Activities. It requires the classification of net position into three components: Net Investment in Capital Assets; Restricted; and Unrestricted. These classifications are defined as follows:

- Net Investment in Capital Assets – This component of net position consists of capital assets, including restricted capital assets, net of accumulated depreciation and reduced by the outstanding balances of any bonds, mortgages, notes, or other borrowings that are attributable to the acquisition, construction, or improvements of those assets.

- Restricted Net Position – This component of net position consists of constraints placed on the use of assets through external constraints imposed by creditors (such as through debt covenants), grantors, contributors, or laws or regulation of other governments or constraints imposed by law through constitutional provisions or enabling legislation.

- Unrestricted Net Position – This component of net position consists of assets that do not meet the definition of Restricted or Net Investment in Capital Assets.

When both restricted and unrestricted resources are available for use, generally it is the Authority's policy to use restricted resources first.

Government-Wide Financial Statements

The Statement of Net Position and the Statement of Activities display information about the Authority as a whole. The Authority's Statement of Net Position and Statement of Activities are combined with the governmental fund financial statements. The Authority is viewed as a special purpose government and has the option of combining these financial statements.

The Statement of Net Position is reported by adjusting the general fund to report on the full accrual basis, economic resource basis, which recognizes all long-term assets and receivables as well as long-term debt and obligations.

The Statement of Activities is reported by adjusting the general fund to report only items related to current year revenues and expenditures. Items such as capital outlay are allocated over their estimated useful lives as depreciation expense. Internal activities between governmental funds, if any, are eliminated by adjustment to obtain net total revenue and expense in the government-wide Statement of Activities.

DRAFT SUBJECT TO CHANGE

NOTE 2. SIGNIFICANT ACCOUNTING POLICIES (Continued)

Fund Financial Statements

As discussed above, the Authority's fund financial statements are combined with the government-wide financial statements. The fund financial statements include a Balance Sheet and Statement of Revenues, Expenditures and Changes in Fund Balances.

Governmental Funds

The Authority has three governmental funds and considers each to be a major fund.

General Fund. – To account for resources not required to be accounted for in another fund, tax increments revenues, costs and general expenditures.

Debt Service Fund – To account for financial resources restricted, committed or assigned for servicing debt.

Capital Projects Fund – To account for financial resources restricted, committed or assigned for acquisition or construction of facilities and related costs.

Basis of Accounting

The Authority uses the modified accrual basis of accounting for governmental fund types. The modified accrual basis of accounting recognizes revenues when both "measurable and available." Measurable means the amount can be determined. Available means collectable within the current period or soon enough thereafter to pay current liabilities. The Authority considers revenues reported in the governmental funds to be available if they are collectable within sixty (60) days after year-end. Also, under the modified accrual basis of accounting, expenditures are recorded when the related fund liability is incurred, except for principal and interest on long-term debt, which are recognized as expenditures when payment is due.

Capital Assets

Capital assets are transferred to the City upon completion.

Budgeting

In compliance with the Tri-Party Agreement, the Authority's board members adopted an unappropriated budget for the General Fund.

DRAFT SUBJECT TO CHANGE

NOTE 2. SIGNIFICANT ACCOUNTING POLICIES (Continued)

Measurement Focus

Measurement focus is a term used to describe which transactions are recognized within the various financial statements. In the government-wide Statement of Net Position and Statement of Activities, the governmental activities are reported using the economic resources measurement focus. The accounting objectives of this measurement focus are the determination of operating income, changes in net position, financial position, and cash flows. All assets and liabilities associated with the activities are reported, regardless of the timing of related cash flows. Fund equity is classified as net position. Governmental fund types are accounted for on a spending or financial flow measurement focus. Accordingly, only current assets and current liabilities are included on the balance sheet, and the reported fund balances provide an indication of available spendable or appropriable resources. Operating statements of governmental fund types report increases and decreases in available spendable resources. Fund balances in governmental funds are classified using the following hierarchy:

Nonspendable - amounts that cannot be spent either because they are in nonspendable form or because they are legally or contractually required to be maintained intact. The Authority does not have any nonspendable fund balances.

Restricted - amounts that can be spent only for specific purposes because of constitutional provisions or enabling legislation or because of constraints that are externally required.

Committed - amounts that can be used only for specific purposes determined by a formal action of the Board of Directors. The Board is the highest level of decision-making authority for the Authority. Commitments may be established, modified, or rescinded only through ordinances or resolutions approved by the Board. The Authority does not have any committed fund balances.

Assigned - amounts that do not meet the criteria to be classified as restricted or committed but that are intended to be used for specific purposes. The Authority has not adopted a formal policy regarding the assignment of fund balances. The Authority does not have any assigned fund balances.

Unassigned - all other spendable amounts in the General Fund.

When expenditures are incurred for which restricted, committed, assigned, or unassigned fund balances are available, the Authority considers amounts to have been spent first out of restricted funds, then committed funds, then assigned funds, and finally unassigned funds.

Accounting Estimates

The preparation of financial statements in conformity with accounting principles generally accepted in the United States of America requires management to make estimates and assumptions that affect the reported amount of assets and liabilities and disclosure of contingent assets and liabilities at the date of the financial statements and the reported amounts of revenues and expenditures during the reporting period. Actual results could differ from those estimates.

DRAFT SUBJECT TO CHANGE

NOTE 3. DEPOSITS AND INVESTMENTS

Deposits

Custodial credit risk is the risk that, in the event of the failure of a depository financial institution, a government will not be able to recover deposits or will not be able to recover collateral securities that are in the possession of an outside party. The Authority's deposit policy for custodial credit risk requires compliance with the provisions of Texas statutes.

Federal Deposit Insurance Corporation or its successor, be continuously secured by a valid pledge to the Authority of securities eligible under the laws of Texas to secure the funds of the Authority, having an aggregate market value, including accrued interest, at all times equal to the uninsured cash balance in the fund to which such securities are pledged. At June 30, 2026, none of the Authority's bank balances were exposed to custodial credit risk.

The carrying values of the deposits are included in the Governmental Funds Balance Sheet and the Statement of Net Position at June 30, 2026, as listed below:

TOTAL CASH DEPOSITS	$21,283,312

Investments

Under Texas statute, the Authority is required to invest its funds under written investment policies that primarily emphasize safety of principal and liquidity and that address investment diversification, yield, maturity, and the quality and capability of investment management, and all Authority funds must be invested in accordance with the following investment objectives: understanding the suitability of the investment to the Authority's financial requirements, first; preservation and safety of principal, second; liquidity, third; marketability of the investments if the need arises to liquidate the investment before maturity, fourth; diversification of the investment portfolio, fifth; and yield as sixth. Authority's investments must be made "with judgment and care, under prevailing circumstances, that a person of prudence, discretion, and intelligence would exercise in the management of the person's own affairs, not for speculation, but for investment, considering the probable safety of capital and the probable income to be derived." No person may invest Authority funds without express written authority from the Board of Directors.

The Board of Directors has adopted a written investment policy regarding the investments of its funds as defined in the Public Funds Investment Act of 1997 (Chapter 2256, Texas Government Code). Such investment includes (1) obligations of the United States or its agencies; (2) direct obligations of the State of Texas or its agencies; (3) other obligations, the principal and interest of which are unconditionally guaranteed or insured by or backed by the full faith and credit of the State of Texas or the United States or their respective agencies; (4) certificates of deposit, and (5) commercial paper that complies with the Public Funds Investment Act.

DRAFT SUBJECT TO CHANGE

NOTE 3. DEPOSITS AND INVESTMENTS (Continued)

Investments (Continued)

The Authority invests in Texas CLASS, an external investment pool that is not SEC-registered. The State Comptroller of Public Accounts of the State of Texas has oversight of the pool. Public Trust Advisors, LLC. is the Program Administrator. Texas CLASS meets the criteria established in GASB Statement No. 79 and measures all of its portfolio assets at amortized cost. As a result, the Authority also measures its investments in Texas CLASS at amortized cost for financial reporting purposes. There are no limitations or restrictions on withdrawals from Texas CLASS.

The Authority invests in Goldman Sachs Financial Square Government Fund-Institutions Share (FGTXX). The fund normally invests at least 99.5% of the fund's total assets in cash, U.S. Government securities and/or repurchase agreements that are fully collateralized. The fund invests in compliance with industry-standard regulatory requirements for money market funds for the quality, maturity, liquidity and diversification of investments. The fund seeks to maintain a net asset value (NAV) of $1.00 per share. NAV is calculated daily. The fund's assets are managed by Goldman Sachs Liquidity Solutions Team.

As of June 30, 2026, the Authority had the following investments:

Fund and Investment Type	Fair Value	Maturities in Less Than 1 Year
GENERAL FUND		
Texas CLASS	$ 2,382	$ 2,382
DEBT SERVICE FUND		
FGTXX - Money Market Fund	5,343,454	5,343,454
TOTAL INVESTMENTS	$ 5,345,836	$ 5,345,836

Credit risk is the risk that the issuer or other counterparty to an investment will not fulfill its obligations. As of June 30, 2026, the Authority's investment in Texas CLASS, an external investment pool, FGTXX were rated AAAm by Standard & Poor's. Interest rate risk is the risk that changes in interest rates will adversely affect the fair value of an investment. The Authority considers the investment in Texas CLASS, and FGTXX to have a maturity of less than one year due to the fact the share position can usually be redeemed each day at the discretion of the Authority, unless there has been a significant change in value.

DRAFT SUBJECT TO CHANGE

NOTE 4. AGREEMENT FOR FINANCING INFRASTRUCTURE IMPROVEMENTS

The City of Houston and Reinvestment Zone Number Ten, City of Houston, Texas entered into the Agreement on June 17, 2009, pursuant to Ordinance No. 1999-0387 and amended by ordinance 1999-0854 and 2008-0337. The Agreement states in detail the scope of services to be provided.

The Authority was created in the 2014 fiscal year, and is acting on behalf of the City in connection with the Zone. The services include services with respect to the Project Plan and Reinvestment Zone Financing Plan (the "Plan"), including implementation and updating, and services with respect to the tax rolls pertaining to the Zone and the Authority, including analysis and coordination with taxing units. Upon appropriation of the proceeds of the Certificates of Obligation ("CO's") into the Zone's tax increment fund, the Zone shall (1) commence and cause to be completed, the design and construction of the Public Works projects approved.

Pursuant to the agreement, the Zone agreed to repay the City any principal of and interest on the CO's until all principal of and interest on the CO's have been repaid or the CO's have been legally defeased. As of June 30, 2026, no amounts are due to the City in relation to any CO's.

On April 14, 2011, a third amended project plan and Reinvestment Zone Financing plan was executed to include annexed areas. On April 2, 2014, a fourth amended project plan and Reinvestment Zone Financing plan was executed to include annexed areas. On May 10, 2018, a fifth amended project plan and Reinvestment Zone Financing plan was approved by the Zone. On December 10, 2020, a sixth amended project plan and Reinvestment Zone Financing plan was approved by the Zone.

NOTE 5. TAX INCREMENTS

The City of Houston, Texas and the Humble Independent School District (the "Participants") have agreed to deposit their tax increments into the Tax Increment Fund established by the City (See Notes 6 and 7) in the City treasury. The amount of a Participant's tax increment for a year is the amount of property taxes levied and collected by the Participant for that year on the Captured Appraised Value of real property taxable by the Participant and located in the Zone. The Captured Appraised Value of real property taxable by a Participant for a year is the total appraised value of all real property taxable by the Participant and located in the Zone for that year less the Tax Increment Base, which is the total appraised value of all real property taxable by the Participant and located in the Zone on January 1 of the year in which the Zone was designated as such under Chapter 311, Texas Tax Code, the Tax Increment Financing Act (the "TIF Act"). In the event property is annexed into the Zone by ordinance of the City, the Tax Increment Base for annexed property is the value of all real property taxable by a Participant and located in the annexed area on January 1 of the year of annexation. No Participant is required to deposit tax increments derived from property annexed into the Zone unless the Participant has agreed to do so.

DRAFT SUBJECT TO CHANGE

NOTE 5. TAX INCREMENTS (Continued)

Each Participant is required to collect taxes on property located with the Zone in the same manner as other taxes are collected. The Participant is required to pay into the tax increment fund the collected tax increments by no later than the 90th day after the delinquency date for the Participant's property taxes.

NOTE 6. CITY OF HOUSTON TAX INCREMENTS

Pursuant to City Ordinance No. 97-1589, the City and the Zone have established the Tax Increment Fund, a separate fund in the City Treasury into which tax increments have been and will be deposited. During the current fiscal year, tax increments of $9,201,699 were collected by the City of Houston, of which $460,085 was withheld to cover administrative costs.

NOTE 7. HUMBLE INDEPENDENT SCHOOL DISTRICT TAX INCREMENT

The Humble Independent School District ("HISD") has agreed, pursuant to an Interlocal Agreement with the City and Zone approved by the City on March 13, 2000, to pay into the Tax Increment Fund all tax increments produced at HISD's then current rate. In accordance with the agreement, all current tax increments collected are returned to HISD to be used for educational facilities project costs within the Zone or the City. During the fiscal year ended, tax increments of $19,934,376 were collected by HISD.

NOTE 8. DUE TO DEVELOPERS

The Zone has entered into various Development Agreements with Developers with the Zone. The agreements state that the Zone will reimburse the Developers for project costs in the amount of the actual costs of the public improvements to the extent that the Developer's project generates tax increment revenues. Interest on advanced costs accrues at the rate stated in the financing agreement. The calculated amount due to the Developers at June 30, 2026, is $25,970,538.

Current activity related to the amount due the Developers is as follows:

Due to Developers - July 1, 2025	$ 29,817,699
Add: Current year interest expense	982,861
Less: Current year payment	4,830,022
Due to Developers - June 30, 2026	$ 25,970,538

DRAFT SUBJECT TO CHANGE

NOTE 8. DUE TO DEVELOPERS (Continued)

Amounts Due to Developers and their Assignees as of June 30, 2026:

Developer Contract	Due at July 1, 2025	Current Year Interest	Amount Paid	Current Year Additions	Due at June 30, 2026
Holley-Guniganti	$ 982,452	$ 39,036	$	$	$ 1,021,488
Classic Contractors	2,151,409	143,428	204,894		2,089,943
Kingwood Partners	5,896,398	450,352	480,713		5,866,037
Skymark (Amvest)	1,231,442	93,423	343,864		981,001
Meritage (Amvest)	1,525,214	119,784	362,734		1,282,264
Riverpoint (Amvest)	440,000	37,921	62,351		415,570
Friendswood - Royal Brook	13,031,071	11,879	2,699,307		10,343,643
Lovett (Main St.)	2,401,481	87,038	296,107		2,192,412
Stratus Kingwood Place, LP	2,158,232		380,052		1,778,180
TOTAL	$ 29,817,699	$ 982,861	$ 4,830,022	$ -	$ 25,970,538

The amount shown as Due to Developers is not a payable debt of the Authority unless tax increment generated with respect to a particular Developer's tract is sufficient to pay the accrued amount. If the tract does not generate sufficient tax increment prior to the expiration of the Zone, unpaid amounts will not be due to the applicable Developer.

NOTE 9. RISK MANAGEMENT

The Authority is exposed to various risks of loss related to torts; theft of, damage to and destruction of assets; errors and omissions; and natural disasters. The Authority participates in the Texas Municipal League's Intergovernmental Risk Pool ("TML") to provide general liability, errors and omission and automobile liability. The Authority, along with other participating entities, contributes annual amounts determined by TML's management. As claims arise they are submitted and paid by TML. The Authority has not had any significant reductions in insurance coverage and no settlements.

DRAFT SUBJECT TO CHANGE

NOTE 10. LONG-TERM DEBT

	Series 2021
Amount Outstanding – June 30, 2026	$ 41,805,000
Interest Rates	2.50% - 5.00%
Maturity Date	September 1, 2026/2047
Interest Payment Dates	September 1/ March 1
Callable Dates	September 1, 2031*

* Or on any date thereafter, at par plus unpaid accrued interest to the date of redemption, in whole or in part, at the option of the Authority. Series 2021 term bonds due September 1, 2044, and September 1, 2047 are subject to mandatory redemption by random selection beginning September 1, 2042, and September 1, 2045, respectively.

The following is a summary of transactions regarding bonds payable for the year ended June 30, 2026:

	July 1, 2025	Additions	Retirements	June 30, 2026
Long-Term Debt Payable	$ 42,950,000	$	$ 1,145,000	$ 41,805,000
Unamortized Premiums	4,258,097		193,598	4,064,499
Total Long-Term Liabilities	$ 47,208,097	$ -0-	$ 1,338,598	$ 45,869,499

Amount Due Within One Year	$ 1,205,000
Amount Due After One Year	44,664,499
Total Long-Term Liabilities	$ 45,869,499

DRAFT SUBJECT TO CHANGE

NOTE 10. LONG-TERM DEBT (Continued)

As of June 30, 2026, the debt service requirements on the loans outstanding were as follows:

Fiscal Year	Principal	Interest	Total
2027	$ 1,205,000	$ 1,447,150	$ 2,652,150
2028	1,265,000	1,385,400	2,650,400
2029	1,330,000	1,320,525	2,650,525
2030	1,400,000	1,252,275	2,652,275
2031	1,470,000	1,180,525	2,650,525
2032-2036	8,385,000	4,862,750	13,247,750
2037-2041	10,015,000	3,234,725	13,249,725
2042-2046	11,590,000	1,656,237	13,246,237
2047-2048	5,145,000	155,475	5,300,475
Total	$ 41,805,000	$ 16,495,062	$ 58,300,062

NOTE 11. BANK LOAN

On September 25, 2025, the Authority entered into a loan agreement with Frost Bank up to the total amount of $20,000,000 with interest on the outstanding principal from the date advanced until paid at the rate set out below. Interest payments are due each March 25, June 25, September 25 and December 25, commencing December 25, 2025 through September 28, 2028. Interest on the outstanding and unpaid principal balance of this note shall be computed at a per annum rate equal to (1) 85.9% of the Benchmark (initially 1-month term SOFR), plus (2) the applicable margin (for any date and any Benchmark, 1.58% per annum), with said interest rate to be adjusted monthly on the 25th day of each month. Proceeds of the loan will be used to finance public improvements, pay amounts due to developer/builder agreements, and pay cost associated with issuance of the loan.

DRAFT SUBJECT TO CHANGE

LAKE HOUSTON REDEVELOPMENT AUTHORITY

REQUIRED SUPPLEMENTARY INFORMATION

JUNE 30, 2026

DRAFT SUBJECT TO CHANGE

LAKE HOUSTON REDEVELOPMENT AUTHORITY
BUDGETARY COMPARISON SCHEUDLE – ALL COMBINED GOVERNMENTAL FUNDS FOR THE YEAR ENDED JUNE 30, 2026

	All Combined Governmental Funds		
	Budgeted Amounts Original and Final	Actual Amounts Budgetary Basis	Variance with Final Budget- Over (Under) Actual Amounts
BUDGETARY REVENUES			
Tax Increment Revenue	$ 20,908,164	$ 28,675,990	$ 7,767,826
Interest Revenues	1,182,621	1,132,171	(50,450)
TOTAL BUDGETARY REVENUES	$ 22,090,785	$ 29,808,161	$ 7,717,376
BUDGETARY EXPENDITURES			
Administration and Overhead	$ 451,500	$ 445,730	$ (5,770)
Capital Costs	34,308,669	20,919,578	13,389,091
Developer Reimbursement	3,072,101	4,830,022	(1,757,921)
Municipal Services	205,530	205,530	
ISD Reimbursement	12,507,592	19,934,376	(7,426,784)
System Debt Service	3,588,850	2,729,241	859,609
TOTAL BUDGETARY EXPENDITURES	$ 54,134,242	$ 49,064,477	$ 5,058,225
BUDGETARY EXCESS (DEFICIENCY) OF REVENUES OVER EXPENDITURES	$ (32,043,457)	$ (19,256,316)	$ 12,775,601
BUDGETARY OTHER FINANCING SOURCES (USES)			
Proceeds from Bank Loan	$ 20,000,000	$ 1,000,000	$ (19,000,000)
NET CHANGE IN FUND BALANCES	$ (12,043,457)	$ (18,256,316)	$ (6,224,399)
BUDGETARY FUND BALANCES - JULY 1, 2025	41,152,491	41,152,491	
BUDGETARY FUND BALANCES - JUNE 30, 2026	$ 29,109,034	$ 22,896,175	$ (6,224,399)

DRAFT SUBJECT TO CHANGE

LAKE HOUSTON REDEVELOPMENT AUTHORITY
NOTES TO THE BUDGETARY COMPARISON SCHEUDLE – ALL COMBINED GOVERNMENTAL FUNDS FOR THE YEAR ENDED JUNE 30, 2026

The unappropriated budget is adopted annually for the General Fund, Debt Service Fund and Capital Projects Fund by the Authority's Board of Directors. The budget is prepared using the same method of accounting as for financial reporting, the modified accrual basis of accounting which is consistent with generally accepted accounting principles. The original budget for the current year was adopted on June 11, 2026, and was not amended during the current fiscal year.

For the fiscal year ended June 30, 2026, actual revenues were $7,717,376 more than budget primarily due to higher than anticipated tax increment revenue received from the County. Actual expenditures were $5,058,225 less than budgeted primarily due to the timing of planned capital expenses. Planned capital expenses not expensed will be carried over to the next fiscal year. The Authority received $19,000,000 less in bank loans than budgeted. Overall, the Authority finished the year $6,224,399 less than budgeted.

DRAFT SUBJECT TO CHANGE

LAKE HOUSTON REDEVELOPMENT AUTHORITY

SUPPLEMENTARY INFORMATION

REQUIRED BY CITY OF HOUSTON

JUNE 30, 2026

DRAFT SUBJECT TO CHANGE

LAKE HOUSTON REDEVELOPMENT AUTHORITY
OPERATING EXPENSES
AS OF JUNE 30, 2026

Category	Vendor	Budget	Actual Expenditure	Variance Positive (Negative)
ADMINISTRATION AND OVERHEAD				
Administration Consultant	TIFWorks, LLC	$ 190,000	$ 213,268	$ (23,268)
Accounting	Municipal Accounts & Consulting LP	60,000	62,189	(2,189)
Auditor	McCall Gibson Swedlund Barfoot Ellis PLLC and Municipal Accounts and Consulting, L.P.	20,000	19,000	1,000
Insurance	TML Insurance	6,500	6,266	234
Tax Consultant	Equitax Inc.	15,000	14,486	514
Other Consultant	Publice Finance Partners LLC		2,500	(2,500)
Office Expense	Texas Capital Bank, Municipal Accounts & Consulting LP, TIFWorks, LLC, Hunton Andrews Kurth and Squidz Ink Design	10,000	5,980	4,020
SUBTOTAL		$ 301,500	$ 323,689	$ (22,189)
PROGRAM AND PROJECT CONSULTANTS				
Legal	Hunton Andrews Kurth	$ 100,000	$ 106,069	$ (6,069)
Engineering Consultants	HNTB Corporation and McKim Creed	50,000	15,972	34,028
Construction Audit	McCall Gibson Swedlund Barfoot Ellis PLLC	-	2,500	(2,500)
SUBTOTAL		$ 150,000	$ 124,541	$ 25,459
TOTAL MANAGEMENT CONSULTING SERVICES		$ 451,500	$ 448,230	$ 3,270

DRAFT SUBJECT TO CHANGE

See accompanying independent auditor's report.

LAKE HOUSTON REDEVELOPMENT AUTHORITY
CAPITAL EXPENDITURES
FOR THE YEAR ENDED JUNE 30, 2026

Category	Budget	Actual Expenditure	Variance Positive (Negative)
Project T-1013 Northpark Drive Overpass Project	$ 25,158,023	$ 19,938,429	$ 5,219,594
Project T-1014A Northpark Drive Reconstruction – Montgomery County	2,524,572	536,626	1,987,946
Project T-1014B Northpark Drive Reconstruction – Harris County	2,048,574	432,173	1,616,401
Project T-1015 Northpark Regional Detention Basin	$ 4,487,500	$ 12,350	$ 4,475,150
Project T-1099 Concrete Panel and Sidewalk Replacement Program	90,000		90,000
Total	**$ 34,308,669**	**$ 20,919,578**	**$ 13,389,091**

DRAFT SUBJECT TO CHANGE

See accompanying independent auditor's report.

LAKE HOUSTON REDEVELOPMENT AUTHORITY
PROJECT PLAN RECONCILIATION
AS OF JUNE 30, 2026

	Estimated Total Costs	Total Cumulative Expenditures	Variance
CAPITAL PROJECTS:			
Public Utilities	$ 125,000,000	$ 69,603,138	$ 55,396,862
Street Reconstruction	225,000,000	87,517,821	137,482,179
Drainage & Detention	304,409,140		304,409,140
Parks and Recreation Facilities	20,000,000		20,000,000
Cultural and Public Facilities	25,000,000	7,710,269	17,289,731
Economic Development	25,000,000		25,000,000
Wastewater Treatment	8,330,000		8,330,000
Total Capital Projects	$ 732,739,140	$ 164,831,228	$ 567,907,912
Creation Costs	260,000	260,000	-
Management Costs	3,000,000	7,206,094	(4,206,094)
Education Facilities	299,583,654	234,695,405	64,888,249
Total Project Plan	$ 1,035,582,794	$ 406,992,727	$ 628,590,067

DRAFT SUBJECT TO CHANGE

See accompanying independent auditor's report.

LAKE HOUSTON REDEVELOPMENT AUTHORITY

OTHER SUPPLEMENTARY INFORMATION

JUNE 30, 2026

DRAFT SUBJECT TO CHANGE

LAKE HOUSTON REDEVELOPMENT AUTHORITY
BOARD OF DIRECTORS AND CONSULTANTS
JUNE 30, 2026

Authority Mailing Address - Lake Houston Redevelopment Authority
c/o TIFWorks, LLC
P. O. Box 10330
Houston, TX 77206

Authority Telephone Number - (832) 978-5910

Board Members	Position
Kimberly Brusatori	1
Casey Christman – Secretary	2
Philip Ivy – Vice Chair	3
Tom Broad – Chairman	4
Aimee Bertrand	5
Dr. Martin Basaldua	6
Billy Beattie – Treasurer	7

Administrator

TIFWorks, LLC
P. O. Box 10330
Houston, TX 77206

DRAFT SUBJECT TO CHANGE

TAB

SEVEN

Orrick's Public Finance and Tax Increment Financing Capabilities

Prepared for:

Lake Houston Redevelopment Authority

September 3, 2026

Clay Holland
Partner
Orrick, Herrington & Sutcliffe LLP
609 Main Street, 40th Floor
Houston, TX 77002-3106
T: (713) 658-6799
E: clayton.holland@orrick.com

September 14, 2026

Orrick, Herrington & Sutcliffe LLP
609 Main Street, 40th Floor
Houston, TX 77002-31061
(713) 658-6400
www.orrick.com

Tom Broad, Chair
Lake Houston Redevelopment Authority
600 Travis, Suite 4200
Houston, Texas 77002

Re: Orrick's Public Finance and Tax Increment Financing Capabilities

Dear Tom,

Having recently joined Orrick, Herrington & Sutcliffe LLP ("Orrick"), I am pleased to share information about the firm's public finance practice with you. I have greatly valued our working relationship over the years and look forward to continuing to serve Lake Houston Redevelopment Authority ("LHRA") in my new role. In response to your request for more information regarding Orrick's capabilities, particularly in tax increment financings ("TIF"), I am delighted to provide this overview, which I believe demonstrates why Orrick is exceptionally well-positioned to serve LHRA's needs.

Orrick has one of the largest and most highly regarded public finance practices in the country. In 2025, Orrick was ranked No. 1 nationally as both bond counsel and disclosure counsel, measured by total dollar volume. Our public finance team brings extensive experience across every major financing structure, including TIF, PILOT, special assessment, and community facilities district financings. Enclosed you will find detailed information about Orrick's capabilities, including our firm's specific experience with TIFs across the nation and in Texas.

I have had the privilege of serving as bond counsel in connection with each of LHRA's prior loan and bond financings. Through that work, I have developed a detailed understanding of LHRA's financing structures and legal and operational requirements and have gained valuable institutional knowledge. This familiarity with LHRA, combined with Orrick's unique depth and breadth of experience in the field of public finance, makes Orrick distinctly well positioned to represent LHRA as bond counsel.

I welcome the opportunity to discuss Orrick's qualifications and how we can best support LHRA's financing objectives. Please do not hesitate to reach out with any questions or if you require additional information.

Sincerely,

Clay Holland
Partner, Public Finance
Orrick, Herrington & Sutcliffe LLP
(713) 658-6799
clayton.holland@orrick.com

Introduction to Orrick

Orrick was founded in 1863 and is today among the nation's leading law firms, with over 1,300 attorneys in 27 offices. A broad spectrum of governmental entities, leading companies, financial institutions, funds, and other diverse entities trust Orrick for legal strategies that drive business success, from financing and corporate transactions to dispute resolution, intellectual property protection, and navigating the complex regulatory and enforcement landscape.

With **over 80 attorneys practicing public finance nationwide**, we draw on a diverse, talented and experienced pool of legal resources as needed to assist our clients with new or unique issues in their implementation of innovative financing solutions that help them to effectively and efficiently discharge their governmental purposes.

Nation's Leading Public Finance Practice

Orrick is the leading public finance firm in the country, with **more than 100 years of experience rendering bond opinions for governmental issuers**. Over the last century, we have built a distinguished public finance practice, which is ranked Band 1 by *Chambers USA* for public finance. We regularly serve as bond or other counsel on transactions in 44 states, covering every type of municipal debt financing for both public and private borrowers, whether tax-exempt or taxable. We are consistently ranked the No. 1 bond counsel and No. 1 disclosure counsel firm based on total volume of financings.

Bond Counsel Experience. For more than 35 years, Orrick has been the leading bond counsel firm in the country in total volume of financings. In 2025, we were again ranked No. 1 as bond counsel in the country by *LSEG*, with our team serving as bond counsel on **415 transactions** aggregating more than **$65.97 billion** principal amount of bonds (representing a **national market share of 11.6%**).

From January-June 2026, we served as bond counsel on **358 transactions** aggregating more than **$35.6 billion** nationally. **In Texas**, for the same period, we served on **16 transactions** aggregating more than **$1.1 billion**.

Our attorneys are well versed in every type of public finance transaction regularly undertaken by Texas entities, as well as other types of public finance transactions and structures that LHRA might want to consider at some point, including:

- Senior/subordinate bonds
- Multi-modal structures
- Taxable bonds
- Tax increment financings
- Private placements
- Zero coupon
- Commercial paper
- Credit-enhanced financings
- Equity strip lease financings
- Variable-rate bonds
- Index-based put bond structures
- Electronic sales
- Certificate of participation financings
- Capital appreciation and convertible capital appreciation bonds
- Forward refunding transactions
- Inverse floating rate structures
- And many others

We also handle and lead complex public/private partnership ("P3") transactions and the refinancing and restructuring of debt that requires specialized knowledge of both state and federal tax law. While we have the experience and expertise to handle and lead the most complex public finance transactions, we strive to provide our clients with simple solutions that effectively and efficiently meet their financing needs.

We take great pride in our consistent ranking as the top bond counsel firm in the country as a measure of the confidence and support that our clients have in our ability to satisfy their public finance needs. We are

dedicated to serving governmental issuers and borrowers as their bond counsel and fostering long-term, trusted attorney-client relationships to finance essential infrastructure, which is critical to sustained economic growth, development, and activity.

Disclosure Counsel Experience. For more than 25 years, Orrick has been the leading disclosure counsel firm in the country in total volume of financings. In 2025, we were again ranked No. 1 as disclosure counsel in the country by *LSEG*, with our team serving as disclosure counsel on **73 transactions** aggregating more than **$29.34 billion** (representing a **national market share of 14.5%**).

From January-June 2026, we served as disclosure counsel on **35 transactions** aggregating more than **$18.9 billion** nationally. **In Texas** for the same period we served on **13 transactions** aggregating more than **$1.8 billion**.

We serve as disclosure counsel to a broad spectrum of governmental issuers. In regulatory and commercial environments that increasingly emphasize the importance of accurate and thoughtful disclosure of complex concepts, legal risks, and the rights and obligations of parties, we believe that our experience as disclosure counsel provides substantial value to our clients. Municipal securities disclosure is the subject of increasing scrutiny by the SEC and the Municipal Securities Rulemaking Board (the "MSRB"). As evidenced by the amendments to Rule 15c2-12 (adding event reporting items (15) and (16) relating to financial obligations), applicable securities laws continue to evolve and become more complex. In response to investigations, prosecutions, enforcement actions, and audits against municipal market participants, Orrick public finance, financial regulatory and securities litigation attorneys work together representing issuers and other market participants before the SEC, FINRA and other regulatory agencies for transactions on which other law firms served as bond counsel and/or disclosure counsel.

We have diverse expertise in federal and state securities laws relating to the sale of and disclosure regarding virtually all types of securities in the primary and secondary markets. We are experts in working with issuers in the preparation and review of accurate and complete disclosure, including narrative descriptions of financing structures, legal considerations, risk factors, and governance and other operational considerations. As a leading firm both in volume and complexity of issues, and as top-ranked bond counsel and disclosure counsel, we routinely address a wide range of disclosure issues in public finance. Because of our experience dealing with disclosure issues, Orrick is well-positioned to advise LHRA on increasingly complex disclosure considerations, such as the SEC's expanded focus on the municipal market and challenging primary and secondary disclosure issues and other regulatory matters relating to the issuance of public securities and the administration of governmental financing programs. Orrick attorneys periodically prepare "green books" on topics of interest to municipal market participants, including a pamphlet on disclosure-related matters titled Disclosure Obligations of Issuers of Municipal Securities. Hard copies are available upon request.

Orrick's Texas Public Finance Practice. Our Texas public finance group consists of 17 highly experienced attorneys based in Houston and Austin, including five who served as Assistant Attorneys General in the Public Finance Division of the Texas Attorney General's Office and one who served as an attorney-advisor for the IRS Office of the Chief Counsel in the tax-exempt bond division.

Our Texas attorneys represent numerous political subdivisions (including cities, counties, water utility and other conservation and reclamation dstricts, school districts, junior college districts, hospital districts, and public facility corporations) and state agencies. **In 2025 alone, we served as counsel on over 200 transactions for Texas issuers, totaling over $13.5 billion in par amount**. Please see **Exhibit 1** for a list of Orrick's public finance work in Texas for the past three years.

Experience with Texas State Agencies. Attorneys on the Texas Orrick team have represented and worked closely with many Texas state agencies, including:

- Texas Water Development Board
- Texas Transportation Commission/Texas Department of Transportation
- Texas Comptroller of Public Accounts
- Texas Public Finance Authority
- Texas Department of Housing and Community Affairs
- Texas State Affordable Housing Corporation
- Texas Veterans' Land Board
- Board of Regents, University of Texas System
- Board of Regents of the Texas A&M University System
- Board of Regents, University of Houston System

We also represent and work with cities, counties, school districts, junior college districts, hospital districts, conservation and reclamation districts, other special districts, and instrumentalities, including local government corporations, and public facility corporations.

Tax Counsel Experience. Orrick's Public Finance Tax Group is involved in every aspect of the Firm's public finance practice and is nationally recognized for its expertise in federal tax issues related to public finance. The group of 13 full-time Section 103 tax attorneys includes one partner who was the U.S. Department of Treasury's principal attorney-advisor on municipal bond matters; a past chair of the National Association of Bond Lawyers ("NABL"); a past President of NABL; two past chairs of the American Bar Association's Committee on Tax-Exempt Finance; and two former chairs of the General Tax Committee of NABL. These tax attorneys convene weekly to confer on important issues and developments in the federal tax aspects of municipal bonds. Our reputation as leaders in public finance tax law affords the group ready access to U.S. Congressional, IRS and Treasury Department staff for commentary on pending legislation, legislative history, regulations, rulings and announcements relating to public finance, as well as timely information about the shifting focus and concerns of federal bodies and what they mean to communicate with actions they have taken.

The great diversity of our Public Finance practice, together with its emphasis on sophisticated tax-driven transactions, gives us unmatched strength and breadth in analyzing public finance tax matters as well as innovating solutions to tax-related problems. Orrick attorneys have obtained numerous IRS private-letter rulings on the exemption from federal income tax of both interest on bonds and income of quasi-public entities and nonprofit corporations that issue or borrow the proceeds of bonds. Several of these rulings have established important substantive principles on which a number of financing techniques and devices are based.

Strategic Support. Our public finance practice is further enhanced by the unique services provided by the BLX Group LLC ("BLX"), a wholly owned subsidiary of Orrick. BLX professionals offer a wide range of pre- and post-issuance advisory services to issuers and obligated persons of municipal offerings from strategically located offices across the country. Their services include arbitrage rebate consulting and post-issuance tax compliance, continuing disclosure, strategies for investment of bond proceeds, tools for managing swaps and acquiring structured products, financial advisory services, and program administrative services. Each of BLX's service areas has been carefully developed to address the unique and expanding needs of our public sector clients. BLX is also the largest and most widely experienced provider of post-issuance compliance and regulatory services (e.g., arbitrage compliance services, continuing disclosure services, etc.) in the nation. Its team has successfully completed over 106,000 client projects, currently over 3,400 distinct client reports analyses annually, and has in place the resources to address clients' current and future needs without interruption or strain.

Orrick's Experience with Tax Increment Financings

Orrick has deep experience advising on tax increment financings (TIFs), representing both issuers and underwriters in a wide variety of TIF-backed transactions across the country, including in Texas. Over the past 10 years, our attorneys have served on **56 TIF transactions** totaling **over $1.39 billion** par amount, including **22 Texas transactions** that totaled **over $402 million** in par amount (please see **Exhibit 2**).

Our TIF experience encompasses the full lifecycle of these financing mechanisms, including the preparation and review of indentures, development agreements, construction and funding agreements, TIRZ project and finance plans, TIRZ agreements, and continuing disclosure requirements. Orrick attorneys have also served as bond counsel to municipalities on several P3 transactions using payment in lieu of taxes (PILOT), special assessments, and community facilities district financings.

In Texas specifically, Orrick recently served as underwriter's counsel in connection with the City of Temple's Reinvestment Zone Number One Tax Increment Revenue Bonds, Series 2026 ($123,395,000), City of Temple Reinvestment Zone Number One Tax Increment Revenue Refunding Bonds, Series 2025 ($18,820,000) and the City of Kyle's Tax Increment Revenue Bonds Series 2023 ($8,265,000).

Prior to joining Orrick, Clay served as bond counsel to LHRA in connection with each of LHRA's prior tax-exempt loans and bond financing (Tax Increment Contract Revenue Bonds, Series 2021). In addition, Clay has served as bond counsel in connection with bond and loan transactions for the Southwest Houston Redevelopment Authority (TIRZ #20) and City Park Redevelopment Authority (TIRZ #12). Clay also assisted with general counsel representation of LHRA, the Southwest Houston Redevelopment Authority, City Park Redevelopment Authority, Harris County Redevelopment Authority (TIRZ #24), and Fort Bend-Houston Redevelopment Authority (TIRZ #25).

Clayton Holland

Partner
Public Finance
T +1 713 658 6799
E clayton.holland@orrick.com

Clayton ("Clay") Holland is a public finance partner in our Houston office, with extensive experience advising issuers, underwriters, banks, and nonprofit borrowers across a broad range of municipal finance transactions.

Clay has experience serving as bond counsel, underwriter's counsel and bank counsel in tax-exempt financings for cities, counties, school districts, charter schools, junior college districts, special utility districts and nonprofit corporations. He advises clients on various financing structures and techniques, including general obligation financings, utility revenue financings, lease revenue financings, industrial revenue bonds, conduit financings, special assessment financings and tax credit bonds.

Clay also advises governmental clients on general public law matters, including elections, open government and economic development. Before entering private practice, he served as an Assistant Attorney General in the Public Finance Division of the Office of the Attorney General of the State of Texas.

Clay is an active member of the National Association of Bond Lawyers and the Houston Bar Association. He has been recognized by *Chambers USA* (Band 2, Public Finance) and named to *The Best Lawyers in America* for Public Finance Law (2024–2025).

Practice Areas

- Public Finance
- Banking & Finance
- Nonprofit Organizations
- Charter School Finance
- School Finance
- Legislative/Regulatory Participation

Honors

- Best Lawyers: Public Finance Law, *The Best Lawyers in America* (2024-2026)
- Band 2: Public Finance, *Chambers USA* 2025

Education

- University of Virginia School of Law, J.D., 2006, Articles Development Editor, *Journal of Law and Politics*
- The University of Texas at Austin, M.A., Government, 2008
- The University of Texas at El Paso, B.A., Political Science, 2002, *summa cum laude*

Memberships

- National Association of Bond Lawyers
- Houston Bar Association

Engagements

- Bond counsel to redevelopment authorities issuing tax increment contract revenue bonds
- Bond counsel for over $5 billion of school district bonds
- Bond counsel for school districts and charter schools in the issuance and remarketing of variable rate soft put bonds
- Bond counsel for a school district in the issuance of lease revenue bonds by school district public facility corporation
- Bond counsel for over $3 billion of charter school bonds, including bonds guaranteed by the Permanent School Fund
- Bond counsel on multi-jurisdictional lease revenue financing for a charter school
- Bond counsel for cities obtaining financial assistance through various programs administered by the Texas Water Development Board
- Bond counsel for municipality in the issuance of revenue bonds secured by special assessments within a public improvement district to finance public infrastructure for a mixed-use

development
- Bond counsel for regional water authority in creating subordinate lien revenue financing system
- Bond counsel for sports and community venue project district in connection with refinancing professional stadiums and arenas
- Bond counsel for industrial revenue bonds for solid waste disposal facilities
- Counsel to underwriters in connection with issuance of over $1 billion in municipal general obligation pension bonds
- Disclosure counsel for county toll road revenue bonds
- Counsel for financial institutions in connection with direct purchases of tax-exempt bonds and the issuance of letters of credit and other liquidity facilities

** experience includes that prior to joining Orrick*

Admissions

- Texas

Exhibit 1

Orrick's Public Finance Experience in Texas since 2023

EXHIBIT 1: ORRICK'S PUBLIC FINANCE EXPERIENCE IN TEXAS SINCE 2023

Sale Date	Par Amount	Issuer	Issue Description	Orrick's Role	Sales Type
8/26/2026	$123,395,000	City of Temple	Reinvestment Zone Number One Tax Increment Revenue Bonds	Underwriter's Counsel	Negotiated
08/15/2026	$5,355,000	Llano ISD	Unlimited Tax Refunding Bonds Series 2026	Underwriter's Counsel	Negotiated
08/07/2026	$15,200,000	McCamey Co Hospital Dist	General Obligation Refunding Bonds Series 2026	Underwriter's Counsel	Negotiated
08/05/2026	$342,100,000	Texas Transportation Commission	State Highway Fund First Tier Revenue Refunding Bonds Series 2026	Bond Counsel	Negotiated
08/04/2026	$16,071,000	Celina, City of	Special Assessment Revenue Bonds, Series 2026 (North Sky Public Improvement District Improvement Area # 2 Project)	Underwriter's Counsel	Negotiated
08/01/2026	$6,920,000	Deer Park, City of	Certificates of Obligation, Series 2026	Underwriter's Counsel	Negotiated
08/01/2026	$5,745,000	Evant ISD	Unlimited Tax School Building Bonds, Series 2026	Underwriter's Counsel	Negotiated
08/01/2026	$7,500,000	Fort Bend Co MUD #232	Unlimited Tax Utility Bonds Series 2026	Disclosure Counsel	Competitive
08/01/2026	$3,730,000	Hays Co Development District #1	Unlimited Tax Road Bonds Series 2026	Disclosure Counsel	Competitive
08/01/2026	$7,500,000	Lake Dallas ISD	Unlimited Tax Refunding Bonds Series 2026	Underwriter's Counsel	Negotiated
08/01/2026	$3,000,000	Montgomery Co MUD # 139	Unlimited Tax Utility Bonds Series 2026	Disclosure Counsel	Competitive
08/01/2026	$23,830,000	Santa Fe ISD	Unlimited Tax Refunding Bonds Series 2026	Bond Counsel	Negotiated
08/01/2026	$3,240,000	Smithville ISD	Unlimited Tax Refunding Bonds, Series 2026	Bond Counsel	Negotiated
07/22/2026	$18,800,000	Anna, City of	Special Assessment Revenue Bonds, Series 2026 (Liberty Hills Public Improvement District # 2 Improvement Area # 1 Project)	Underwriter's Counsel	Negotiated
07/21/2026	$12,398,000	Royse City, City of	Special Assessment Revenue Bonds, Series 2026 (Waterscape Annex Public Improvement District Project)	Underwriter's Counsel	Negotiated
07/21/2026	$36,215,000	Texas Water Development Board	Water Financial Assistance Bonds, Series 2026	Bond Counsel	Negotiated
07/09/2026	$6,400,000	Montgomery Co	Special Assessment Revenue Bonds Series 2026 (Villages of Greystone Public Improvement District Project)	Bond Counsel	Negotiated
07/01/2026	$5,000,000	Brazoria-Fort Bend Counties MUD #3	Unlimited Tax Road Bonds, Series 2026	Disclosure Counsel	Competitive
07/01/2026	$43,365,000	Forney ISD	Unlimited Tax Refunding Bonds, Series 2026	Underwriter's Counsel	Negotiated
07/01/2026	$5,000,000	Fort Bend Co MUD #188	Unlimited Tax Road Bonds Series 2026	Disclosure Counsel	Competitive
07/01/2026	$1,195,000	Harris Co MUD #575	Unlimited Tax Road Bonds, Series 2026A	Disclosure Counsel	Competitive
07/01/2026	$11,800,000	La Salle MUD #1	Unlimited Tax Road Bonds Series 2026	Disclosure Counsel	Competitive
07/01/2026	$14,965,000	Lubbock, City of	Tax Note, Series 2026	Bond Counsel	Private Placement
07/01/2026	$113,850,000	University of Texas System	Revenue Financing System Bonds, Series 2026C	Co-Underwriter's Counsel	Negotiated
06/30/2026	$4,504,000	Caddo Mills, City of	Special Assessment Revenue Bonds, Series 2026 (Preserve at Brushy Creek Public Improvement Area # 1 Project)	Underwriter's Counsel	Negotiated

EXHIBIT 1: ORRICK'S PUBLIC FINANCE EXPERIENCE IN TEXAS SINCE 2023

Sale Date	Par Amount	Issuer	Issue Description	Orrick's Role	Sales Type
06/24/2026	$14,250,000	Oak Point, City of	Special Assessment Revenue Bonds, Series 2026 (Oak Point 720 Public Improvement District Improvement Area # 2-5 Project)	Underwriter's Counsel	Negotiated
06/23/2026	$783,245,000	Harris Co Hospital Dist	Limited Tax Bonds, Series 2026	Underwriter's Counsel	Negotiated
06/16/2026	$30,795,000	Carrollton, City of	General Obligation Bonds Series 2026	Bond Counsel	Competitive
06/16/2026	$9,700,000	Carrollton, City of	Waterworks and Sewer System Revenue Bonds Series 2026	Bond Counsel	Competitive
06/16/2026	$23,055,000	Round Rock, City of	General Obligation Refunding Bonds Series 2026	Underwriter's Counsel	Negotiated
06/15/2026	$4,865,000	Pilot Point, City of	Combination Tax and Revenue Certificates of Obligation Series 2026	Underwriter's Counsel	Negotiated
06/12/2026	$7,000,000	Celina, City of	Special Assessment Revenue Bonds Series 2026 (Mosaic Public Improvement District Improvement Area # 2B Project)	Underwriter's Counsel	Negotiated
06/11/2026	$17,887,000	Kyle, City of	Special Assessment Revenue Bonds, Series 2026 (6 Creeks Public Improvement District Improvement Area # 6 Project)	Underwriter's Counsel	Negotiated
06/04/2026	$353,400,000	Georgetown, City of	Utility System Revenue Bonds Series 2026	Underwriter's Counsel	Negotiated
06/04/2026	$77,130,000	Temple ISD	Unlimited Tax School Building and Refunding Bonds Series 2026	Underwriter's Counsel	Negotiated
06/04/2026	$7,107,000	Travis County Development Authority	Contract Assessment Revenue Bonds Series 2026 (Turner's Crossing Public Improvement District Improvement Area # 3 Project)	Bond Counsel	Negotiated
06/03/2026	$3,450,000	Liberty Hill, City of	Tax Notes, Series 2026	Bond Counsel	Competitive
06/01/2026	$33,090,000	Baytown, City of	General Obligation Bonds, Series 2026	Underwriter's Counsel	Negotiated
06/01/2026	$2,860,000	Brazoria Co MUD #56	Unlimited Tax Bonds Series 2026	Disclosure Counsel	Competitive
06/01/2026	$61,700,000	Bryan, City of	Combination Tax and Revenue Certificates of Obligation, Series 2026	Bond Counsel	Competitive
06/01/2026	$10,615,000	North San Gabriel MUD #1	Unlimited Tax Bonds Series 2026A	Disclosure Counsel	Competitive
06/01/2026	$3,820,000	Sienna MUD #4	Unlimited Tax Park Bonds Series 2026	Disclosure Counsel	Competitive
06/01/2026	$42,545,000	Tomball ISD	Unlimited Tax Refunding Bonds, Series 2026	Bond Counsel	Negotiated
05/21/2026	$31,570,000	Brushy Creek Regional Utility Authority, Inc.	Contract Revenue Refunding Bonds (Brushy Creek Regional Water Treatment and Distribution Project), Series 2026	Underwriter's Counsel	Negotiated
05/20/2026	$9,000,000	Austin, City of	Special Assessment Revenue Bonds, Series 2026 (Estancia Hill Country Public Improvement District Area #3 Project)	Disclosure Counsel	Negotiated
05/15/2026	$17,855,000	Newark Higher Education Finance Corporation	Education Revenue Bonds (TLC Academy) Series 2026A	Underwriter's Counsel	Negotiated
05/15/2026	$227,875,000	Northside ISD [Bexar]	Unlimited Tax School Building and Refunding Bonds Series 2026	Underwriter's Counsel	Negotiated
05/15/2026	$6,395,000	Rowlett, City of	Special Assessment Revenue Bonds, Series 2026 (Trails at Cottonwood Creek Public	Underwriter's Counsel	Negotiated

Sale Date	Par Amount	Issuer	Issue Description	Orrick's Role	Sales Type
			Improvement District Neighborhood Improvement Areas # 2-3 Project)		
05/14/2026	$3,450,000	Aransas Pass, City of	Special Assessment Revenue Bonds Series 2026 (Aransas Oaks Public Improvement District Improvement Area # 1 Project)	Underwriter's Counsel	Negotiated
05/13/2026	$30,550,000	Buda, City of	General Obligation Refunding Bonds Series 2026	Underwriter's Counsel	Negotiated
05/07/2026	$24,710,000	Killeen, City of	General Obligation Refunding Bonds Series 2026	Underwriter's Counsel	Negotiated
05/07/2026	$797,520,000	Texas Transportation Commission	Highway Improvement General Obligation Refunding Bonds, Series 2026	Disclosure Counsel	Negotiated
05/01/2026	$300,085,000	Austin, City of	Airport System Revenue and Refunding Bonds, Series 2026A (Non-AMT)	Disclosure Counsel	Negotiated
05/01/2026	$43,625,000	Brushy Creek Regional Utility Authority, Inc.	Contract Revenue Refunding Bonds, Series 2026 (Brushy Creek Regional Water Treatment and Distribution Project)	Underwriter's Counsel	Negotiated
05/01/2026	$2,500,000	East Montgomery Co MUD #6	Unlimited Tax Park Bonds Series 2026	Disclosure Counsel	Competitive
05/01/2026	$4,350,000	Hays Co MUD #4	Unlimited Tax Bonds Series 2026	Bond Counsel	Competitive
05/01/2026	$56,160,000	Montgomery Co	Unlimited Tax Road Bonds Series 2026	Bond Counsel / Disclosure Counsel	Negotiated
05/01/2026	$7,880,000	Santo ISD	Unlimited Tax School Building Bonds Series 2026	Underwriter's Counsel	Negotiated
04/21/2026	$540,445,000	Austin, City of	Water and Wastewater System Revenue Refunding and Improvement Bonds Series 2026	Disclosure Counsel	Negotiated
04/15/2026	$25,790,000	Anna ISD	Unlimited Tax Refunding Bonds, Series 2026	Underwriter's Counsel	Negotiated
04/15/2026	$75,540,000	Greenville Electric Utility System	Electric System Revenue Bonds, Series 2026	Underwriter's Counsel	Negotiated
04/15/2026	$8,365,000	Ropes ISD	Unlimited Tax School Building Bonds, Series 2026	Bond Counsel	Negotiated
04/14/2026	$300,000,000	Texas Public Finance Auth	Commercial Paper Program (Texas Facilities Commission Projects), Series 2016A Taxable and Series 2016B Tax-Exempt	Bond Counsel	Private Placement
04/07/2026	$3,000,000	Leander TODD MUD #1	Unlimited Tax Road Bonds Series 2026	Special Tax Counsel	Competitive
04/01/2026	$10,970,000	Cooper ISD	Unlimited Tax School Building Bonds Series 2026	Underwriter's Counsel	Negotiated
04/01/2026	$7,580,000	Harris Co Improvement District #18	Defined Area # 1 Unlimited Tax Road Bonds Series 2026	Disclosure Counsel	Competitive
04/01/2026	$12,633,000	Kyle, City of	Special Assessment Revenue Bonds, Series 2026 (Savannah Ranch Public Improvement District Improvement Area # 1 Project)	Underwriter's Counsel	Negotiated
04/01/2026	$48,585,000	Lubbock, City of	Water and Wastewater System Revenue Improvement and Refunding Bonds, Series 2026	Bond Counsel	Negotiated
04/01/2026	$84,165,000	Texas Woman's University	Revenue Financing System Refunding and Improvement Bonds Series 2026	Underwriter's Counsel	Negotiated
04/01/2026	$388,410,000	University of Texas System	Permanent University Fund Bonds, Series 2026A	Co-Underwriter's Counsel	Negotiated

EXHIBIT 1: ORRICK'S PUBLIC FINANCE EXPERIENCE IN TEXAS SINCE 2023

Sale Date	Par Amount	Issuer	Issue Description	Orrick's Role	Sales Type
03/31/2026	$5,448,000	Celina, City of	Special Assessment Revenue Bonds, Series 2026 (Cross Creek Meadows Public Improvement District Improvement Area # 2 Project)	Underwriter's Counsel	Negotiated
03/31/2026	$2,729,000	Celina, City of	Special Assessment Revenue Bonds, Series 2026 (Cross Creek Meadows Public Improvement District Improvement Area # 1 Project)	Underwriter's Counsel	Negotiated
03/26/2026	$32,750,000	Katy Development Auth	Metro Contract Revenue Bonds Series 2026	Underwriter's Counsel	Negotiated
03/26/2026	$15,957,000	Lockhart, City of	Special Assessment Revenue Bonds, Series 2026 (Seawillow Public Improvement District Improvement Area # 1)	Underwriter's Counsel	Negotiated
03/26/2026	$9,983,000	Lockhart, City of	Special Assessment Revenue Bonds, Series 2026 (Seawillow Public Improvement District Major Improvement Area)	Underwriter's Counsel	Negotiated
03/24/2026	$17,145,000	Belton ISD	Unlimited Tax School Building and Refunding Bonds Series 2026	Underwriter's Counsel	Negotiated
03/15/2026	$28,175,000	Navasota ISD	Unlimited Tax School Buildings Bonds, Series 2026	Underwriter's Counsel	Negotiated
03/15/2026	$40,670,000	Pflugerville, City of	Combination Tax and Limited Revenue Certificates of Obligation, Series 2026C	Underwriter's Counsel	Negotiated
03/12/2026	$33,516,000	Anna, City of	Special Assessment Revenue Bonds Series 2026 (Sherley Farms Public Improvement District Improvement Area # 1 Project)	Underwriter's Counsel	Negotiated
03/10/2026	$1,500,000	Mustang Ridge, City of	Tax Note, Series 2026	Bond Counsel	Private Placement
03/05/2026	$6,850,000	Liberty, City of	Special Assessment Revenue Bonds Series 2026 (Liberty Ranch Public Improvement District)	Underwriter's Counsel	Negotiated
03/01/2026	$45,655,000	Cleburne ISD	Unlimited Tax Refunding Bonds, Series 2026	Underwriter's Counsel	Negotiated
03/01/2026	$18,775,000	Grandview ISD	Unlimited Tax School Building Bonds, Series 2026	Underwriter's Counsel	Negotiated
03/01/2026	$24,050,000	Groves, City of	Certificates of Obligation Series 2026	Underwriter's Counsel	Negotiated
03/01/2026	$531,570,000	Lamar CISD	Unlimited Tax Schoolhouse Bonds Series 2026	Co-Underwriter's Counsel	Negotiated
03/01/2026	$9,650,000	Montgomery Co MUD #199	Unlimited Tax Road Bonds Series 2026	Disclosure Counsel	Competitive
03/01/2026	$10,000,000	Montgomery Co WC&ID #1	Unlimited Tax Bonds Series 2026	Disclosure Counsel	Competitive
02/18/2026	$24,850,000	Liberty Hill, City of	Wastewater Treatment Facility Revenue Bonds, Series 2026	Bond Counsel	Competitive
02/17/2026	$94,615,000	Hays Co	Combination Tax and Revenue Certificates of Obligation, Series 2026	Bond Counsel	Negotiated
02/01/2026	$672,425,000	City Public Service of San Antonio	Variable Rate Junior Lien Revenue Refunding Bonds, Series 2026A	Co-Underwriter's Counsel	Negotiated
02/01/2026	$424,525,000	Conroe ISD	Unlimited Tax School Building Bonds, Series 2026	Bond Counsel	Negotiated
02/01/2026	$11,999,994	Diboll ISD	Unlimited Tax School Building Bonds, Series 2026	Bond Counsel	Competitive
02/01/2026	$19,635,000	Liberty Hill ISD	Unlimited Tax School Building Bonds Series 2026	Underwriter's Counsel	Negotiated

EXHIBIT 1: ORRICK'S PUBLIC FINANCE EXPERIENCE IN TEXAS SINCE 2023

Sale Date	Par Amount	Issuer	Issue Description	Orrick's Role	Sales Type
02/01/2026	$11,015,000	Victoria, City of	Certificates of Obligation, Series 2026	Underwriter's Counsel	Negotiated
01/21/2026	$7,000,000	Williamson Co MUD #25	Unlimited Tax Bonds, Series 2026	Disclosure Counsel	Competitive
01/15/2026	$15,825,000	Round Rock MUD #1	Unlimited Tax Utility Bonds, Series 2026	Disclosure Counsel	Competitive
01/01/2026	$21,500,000	Collin Co MUD #1	Unlimited Tax Road Bonds, Series 2026	Bond Counsel	Competitive
01/01/2026	$4,160,000	Harris Co WC&ID #110	Unlimited Tax Bonds, Series 2026	Disclosure Counsel	Competitive
01/01/2026	$184,320,000	Humble ISD	Unlimited Tax School Building and Refunding Bonds Series 2026A (PSF)	Bond Counsel	Negotiated
12/23/2025	$500,000,000	Texas Department of Transportation	Revenue Revolving Notes Series A (2025)	Bond Counsel	Private Placement
12/18/2025	$16,845,000	Brooks Development Authority	Senior Lien Revenue Refunding Bonds, Series 2025A	Underwriter's Counsel	Negotiated
12/18/2025	$29,860,000	Cedar Park, City of	Combination Tax and Revenue Certificates of Obligation, Series 2025	Underwriter's Counsel	Negotiated
12/18/2025	$42,665,000	Cedar Park, City of	Utility System Revenue and Refunding Bonds, Series 2025	Underwriter's Counsel	Negotiated
12/18/2025	$12,251,000	Hays Co	Special Assessment Revenue Refunding Bonds Series 2025 (La Cima Public Improvement District Major Improvement Project)	Bond Counsel	Negotiated
12/18/2025	$23,740,000	Lavon, City of	Special Assessment Revenue Bonds Series 2025 (Elevon Public Improvement District Improvement Area # 3-5 Project)	Underwriter's Counsel	Negotiated
12/18/2025	$13,225,000	Lavon, City of	Special Assessment Revenue Bonds Series 2025 (Elevon Public Improvement District Zone 2 Remainder Area Project)	Underwriter's Counsel	Negotiated
12/18/2025	$12,000,000	Williamson Co MUD #26	Unlimited Tax Bonds, Series 2025	Disclosure Counsel	Competitive
12/16/2025	$105,115,000	Central Texas Regional Mobility Authority	Senior Lien Revenue Refunding Bonds, Series 2025A	Underwriter's Counsel	Negotiated
12/15/2025	$25,105,000	Goose Creek CISD	Unlimited Tax Refunding Bonds, Series 2026A	Underwriter's Counsel	Negotiated
12/10/2025	$204,000,000	North Harris Co Regional Water Auth	Senior Lien Revenue Bonds, Series 2025	Bond Counsel	Private Placement
12/04/2025	$175,000,000	Tarrant Co Cultural Education Fac Finance Corp	Revenue Bonds (Ascension Senior Credit Group) Series 2025E-1 (Weekly Mode)	Bond Counsel	Negotiated
12/03/2025	$417,645,000	Austin, City of	Electric Utility System Revenue Refunding Bonds, Series 2025	Disclosure Counsel	Negotiated
12/03/2025	$150,000,000	College of the Mainland	Limited Tax Revolving Note Program (2025)	Bond Counsel	Private Placement
12/01/2025	$11,370,000	Brazoria Co MUD #55	Unlimited Tax Bonds, Series 2025A	Disclosure Counsel	Competitive
12/01/2025	$5,600,000	Brazoria Co MUD #57	Unlimited Tax Road Bonds, Series 2025	Disclosure Counsel	Competitive
12/01/2025	$38,815,000	Brooks Development Authority	Special Facilities Hotel Revenue Refunding Bonds, Series 2025	Underwriter's Counsel	Negotiated
12/01/2025	$77,670,000	Burleson ISD	Unlimited Tax Refunding Bonds, Series 2025	Underwriter's Counsel	Negotiated

EXHIBIT 1: ORRICK'S PUBLIC FINANCE EXPERIENCE IN TEXAS SINCE 2023

Sale Date	Par Amount	Issuer	Issue Description	Orrick's Role	Sales Type
12/01/2025	$42,780,000	Clifton Higher Education Finance Corporation	Education Revenue and Refunding Bonds (Aristoi Classical Academy, Inc.) Series 2025A	Underwriter's Counsel	Negotiated
12/01/2025	$5,000,000	Conroe Municipal Management District #1	Unlimited Tax Road Bonds Series 2025	Disclosure Counsel	Competitive
12/01/2025	$13,980,000	Driftwood Conservation District	Unlimited Tax Utility Bonds Series 2025	Disclosure Counsel	Competitive
12/01/2025	$3,000,000	Harris Co MUD #477	Unlimited Tax Road Bonds, Series 2025	Disclosure Counsel	Competitive
12/01/2025	$3,000,000	Harris Co MUD #478	Contract Revenue Road Bonds, Series 2025B	Disclosure Counsel	Competitive
12/01/2025	$4,495,000	Hays Co	Special Assessment Revenue Bonds Series 2025 (La Cima Public Improvement District Neighborhood Improvement Area # 3 Project)	Bond Counsel	Negotiated
12/01/2025	$3,630,000	Horizon Regional MUD	Unlimited Tax Bonds, Series 2025	Disclosure Counsel	Competitive
12/01/2025	$9,635,000	Kendall Co WC&ID #3A	Unlimited Tax Road Bonds, Series 2025	Disclosure Counsel	Competitive
12/01/2025	$2,750,000	Lamar Improvement District	Unlimited Tax Navigation Improvement Bonds, Series 2025	Disclosure Counsel	Competitive
12/01/2025	$3,000,000	North Hays Co MUD #2	Unlimited Tax Bonds, Series 2025	Disclosure Counsel	Competitive
12/01/2025	$3,300,000	Porter MUD-Hendricks Defined Area	Unlimited Tax Bonds, Series 2025	Disclosure Counsel	Competitive
12/01/2025	$3,965,000	Seabrook, City of	General Obligation Bonds, Series 2025	Bond Counsel	Competitive
12/01/2025	$222,680,000	Texas A&M University System	Revenue Financing System Bonds Series 2025A	Bond Counsel / Disclosure Counsel	Negotiated
12/01/2025	$248,855,000	Travis Co Healthcare District	Certificates of Obligation, Series 2025 (Limited Tax)	Bond Counsel	Negotiated
12/01/2025	$5,419,000	Travis County Development Authority	Contract Assessment Revenue Bonds, Series 2025 (Wildhorse Ranch Public Improvement District Improvement Area # 2 Project)	Bond Counsel	Negotiated
12/01/2025	$10,680,000	West University Place, City of	Certificates of Obligation, Series 2025	Bond Counsel	Negotiated
12/01/2025	$3,655,000	Westwood Shores MUD	Unlimited Tax Bonds, Series 2025	Disclosure Counsel	Competitive
11/25/2025	$19,134,000	Dayton, City of	Special Assessment Revenue Bonds, Series 2025 (Dayton Public Improvement District No. 5 Improvement Area # 1 Project)	Underwriter's Counsel	Negotiated
11/25/2025	$5,000,000	Galveston Co MUD #73	Unlimited Tax Road Bonds Series 2025	Disclosure Counsel	Competitive
11/18/2025	$7,021,000	Dripping Springs, City of	Special Assessment Revenue Bonds, Series 2025 (Heritage Public Improvement District Improvement Area # 3A and Improvement Area # 3B Project)	Underwriter's Counsel	Negotiated
11/18/2025	$13,686,000	Ennis, City of	Special Assessment Revenue Bonds, Series 2025 (Prairieview Public Improvement District Improvement Area # 1-2 Project)	Underwriter's Counsel	Negotiated
11/15/2025	$47,805,000	Alvin College	Maintenance Tax and Refunding Notes, Series 2025	Bond Counsel	Negotiated
11/15/2025	$8,090,000	Angleton, City of	Combination Tax and Revenue Certificates of Obligation, Series 2025	Underwriter's Counsel	Negotiated

EXHIBIT 1: ORRICK'S PUBLIC FINANCE EXPERIENCE IN TEXAS SINCE 2023

Sale Date	Par Amount	Issuer	Issue Description	Orrick's Role	Sales Type
11/15/2025	$36,225,000	Bryan, City of	Electric System Revenue Bonds, Series 2025	Bond Counsel	Negotiated
11/15/2025	$18,675,000	Bryan, City of	Rural Electric System Revenue Bonds, Series 2025	Bond Counsel	Negotiated
11/12/2025	$3,750,000	Harris Co MUD #578	Unlimited Tax Road Bonds Series 2025	Disclosure Counsel	Competitive
11/06/2025	$6,770,000	Justin, City of	Special Assessment Revenue Bonds, Series 2025 (Timberbrook Public Improvement District No. 2 Improvement Area # 2 Project)	Underwriter's Counsel	Negotiated
11/06/2025	$1,705,865,000	Texas Transportation Commission	General Obligation Mobility Fund and Refunding Bonds, Series 2025	Disclosure Counsel	Negotiated
11/01/2025	$3,750,000	Belmont FWSD #2	Unlimited Tax Road Bonds, Series 2025	Disclosure Counsel	Competitive
11/01/2025	$5,000,000	Crosby MUD	Defined Area 1 Unlimited Tax Bonds, Series 2025	Special Tax Counsel	Competitive
11/01/2025	$10,810,000	Crosswinds MUD	Unlimited Tax Utility Bonds Series 2025	Disclosure Counsel	Competitive
11/01/2025	$1,840,000	Fort Bend Co Municipal Management District No. 1	Unlimited Tax Park Bonds, Series 2025	Disclosure Counsel	Competitive
11/01/2025	$194,725,000	Frisco ISD	Unlimited Tax Refunding Bonds, Series 2025B	Underwriter's Counsel	Negotiated
11/01/2025	$7,300,000	McKinney MUD #1	Unlimited Tax Road Bonds, Series 2025	Disclosure Counsel	Competitive
11/01/2025	$21,920,000	McKinney MUD #2	Unlimited Tax Bonds, Series 2025	Disclosure Counsel	Competitive
11/01/2025	$2,745,000	Montgomery Co MUD #148	Unlimited Tax Road Bonds, Series 2025	Disclosure Counsel	Competitive
11/01/2025	$2,012,000	Paris, City of	Special Assessment Revenue Bonds, Series 2025 (Forestbrook Public Improvement District No. 1 Improvement Area # 1 Project)	Underwriter's Counsel	Negotiated
11/01/2025	$146,355,000	Pearland ISD	Unlimited Tax School Building and Refunding Bonds, Series 2025	Underwriter's Counsel	Negotiated
11/01/2025	$22,500,000	Travis Co MUD #19	Unlimited Tax Bonds, Series 2025	Disclosure Counsel	Competitive
11/01/2025	$7,880,000	Trophy Club, Town of	Combination Tax and Revenue Certificates of Obligation, Series 2025	Underwriter's Counsel	Negotiated
11/01/2025	$15,585,000	Williamson Co MUD #29	Unlimited Tax Bonds, Series 2025	Disclosure Counsel	Competitive
10/15/2025	$6,777,995	Caddo Mills ISD	Unlimited Tax Refunding Bonds, Series 2025	Underwriter's Counsel	Negotiated
10/10/2025	$1,834,215,000	Texas Water Development Board	State Water Implementation Revenue Fund for Texas Revenue Bonds, Series 2025 (Master Trust)	Underwriter's Counsel	Negotiated
10/09/2025	$10,247,000	Elmendorf, City of	Special Assessment Revenue Bonds Series 2025 (Hickory Ridge Public Improvement District Improvement Area No. 2 Project)	Underwriter's Counsel	Negotiated
10/02/2025	$377,765,000	Austin, City of	Public Improvement and Refunding Bonds, Series 2025	Disclosure Counsel	Negotiated
10/01/2025	$89,455,000	Clifton Higher Education Finance Corporation	Education Revenue Bonds (YES Prep Public Schools Incorporated) Series 2025	Underwriter's Counsel	Negotiated
10/01/2025	$14,430,000	Fort Bend Co MUD #134F	Unlimited Tax Bonds, Series 2025	Disclosure Counsel	Competitive
10/01/2025	$4,935,000	Fort Bend Co MUD #215	Unlimited Tax Park Bonds Series 2025	Disclosure Counsel	Competitive

EXHIBIT 1: ORRICK'S PUBLIC FINANCE EXPERIENCE IN TEXAS SINCE 2023

Sale Date	Par Amount	Issuer	Issue Description	Orrick's Role	Sales Type
10/01/2025	$3,925,000	Galveston Co MUD #66	Unlimited Tax Bonds, Series 2025	Special Tax Counsel	Competitive
10/01/2025	$13,005,000	Gulf Coast Authority	Bayport Area System Revenue Refunding Bonds, Series 2025	Underwriter's Counsel	Negotiated
10/01/2025	$12,165,000	Harris-Waller Counties MUD #3	Unlimited Tax Park Bonds Series 2025A	Disclosure Counsel	Competitive
10/01/2025	$6,880,000	Kendall Co WC&ID #2A	Unlimited Tax Bonds, Series 2025	Disclosure Counsel	Competitive
10/01/2025	$8,645,000	Kendall Co WC&ID #2B	Unlimited Tax Bonds, Series 2025	Disclosure Counsel	Competitive
10/01/2025	$2,989,984	Mansfield ISD	Unlimited Tax Refunding Bonds, Series 2025	Underwriter's Counsel	Negotiated
10/01/2025	$3,050,000	Meadowhill Regional MUD	Waterworks and Sewer System Combination Unlimited Tax and Revenue Bonds, Series 2025	Disclosure Counsel	Competitive
10/01/2025	$17,000,000	Sienna MUD #5	Contract Revenue Bonds, Series 2025	Disclosure Counsel	Competitive
10/01/2025	$14,850,000	Sienna MUD #6	Unlimited Tax Bonds, Series 2025	Disclosure Counsel	Competitive
10/01/2025	$1,950,000	Sienna MUD #7	Unlimited Tax Bonds Series 2025	Disclosure Counsel	Competitive
10/01/2025	$1,250,000	Texas National MUD	Unlimited Tax Bonds, Series 2025	Disclosure Counsel	Competitive
10/01/2025	$16,295,000	Williamson Co MUD #23	Unlimited Tax Road Bonds, Series 2025	Disclosure Counsel	Competitive
09/30/2025	$124,880,000	Leander, City of	Combination Tax and Revenue Certificates of Obligation, Series 2025	Underwriter's Counsel	Negotiated
09/25/2025	$6,381,000	Justin, City of	Special Assessment Revenue Bonds, Series 2025 (Timberbrook Public Improvement District No. 1 Improvement Area # 3 Project)	Underwriter's Counsel	Negotiated
09/23/2025	$3,525,000	Avery Centre Road District #1	Unlimited Tax Road Bonds, Series 2025	Underwriter's Counsel	Negotiated
09/23/2025	$9,165,000	Mansfield, City of	Special Assessment Revenue Bonds, Series 2025 (Staybolt Public Improvement District Improvement Area # 1 Project)	Underwriter's Counsel	Negotiated
09/23/2025	$1,860,000	Somerset Hills Road District #3	Unlimited Tax Road Bonds, Series 2025	Underwriter's Counsel	Negotiated
09/23/2025	$2,510,000	Somerset Hills Road District #4	Unlimited Tax Road Bonds, Series 2025	Underwriter's Counsel	Negotiated
09/17/2025	$105,100,000	Parker Co JCD	Consolidated Fund Revenue Bonds, Series 2025	Underwriter's Counsel	Negotiated
09/15/2025	$40,905,000	Midland ISD	Unlimited Tax Refunding Bonds, Taxable Series 2025	Bond Counsel	Negotiated
09/10/2025	$64,280,000	Greater Texoma Utility Auth	Contract Revenue Bonds, Series 2025 (City of Sherman Project)	Underwriter's Counsel	Negotiated
09/01/2025	$174,645,000	Arlington Higher Education Finance Corporation	Education Revenue and Refunding Bonds (Basis Texas Charter Schools, Incorporated) Series 2025	Underwriter's Counsel	Negotiated
09/01/2025	$5,000,000	Austin Co MUD #1	Unlimited Tax Road Bonds, Series 2025	Disclosure Counsel	Competitive
09/01/2025	$2,069,982	Corsicana ISD	Unlimited Tax Refunding Bonds, Series 2025	Underwriter's Counsel	Negotiated
09/01/2025	$4,000,000	East Montgomery Co MUD #14	Unlimited Tax Bonds, Series 2025	Disclosure Counsel	Competitive
09/01/2025	$21,560,000	Fort Bend Co MUD #134D	Unlimited Tax Bonds, Series 2025	Disclosure Counsel	Competitive

EXHIBIT 1: ORRICK'S PUBLIC FINANCE EXPERIENCE IN TEXAS SINCE 2023

Sale Date	Par Amount	Issuer	Issue Description	Orrick's Role	Sales Type
09/01/2025	$8,195,000	Fort Bend Co MUD #182	Unlimited Tax Bonds, Series 2025	Disclosure Counsel	Competitive
09/01/2025	$5,200,000	Fort Bend Co MUD #246	Unlimited Tax Utility Bonds, Series 2025	Disclosure Counsel	Competitive
09/01/2025	$22,675,000	Fulshear MUD #3A	Unlimited Tax Bonds, Series 2025	Disclosure Counsel	Competitive
09/01/2025	$27,880,000	Hidalgo Co DD #1	Unlimited Tax Improvement Bonds, Taxable Series 2025	Co-Bond Counsel	Negotiated
09/01/2025	$1,130,000	Lake Alen Henry Water District	Revenue Note, Taxable Series 2025	Bond Counsel	Private Placement
09/01/2025	$1,100,000	Midlothian Municipal Management District #3	Limited Tax Road Bonds, Series 2025	Disclosure Counsel	Competitive
09/01/2025	$20,500,000	North Parkway Municipal Management District No.1	Single Family Defined Area No. 1 Unlimited Tax Road Bonds, Series 2025	Disclosure Counsel	Competitive
08/21/2025	$31,500,000	Hays CISD	Tax and Revenue Anticipation Note Series 2025	Bond Counsel	Private Placement
08/19/2025	$16,950,000	Bee Cave, City of	Combination Tax and Revenue Certificates of Obligation, Series 2025	Bond Counsel	Competitive
08/19/2025	$32,105,000	Blanco ISD	Unlimited Tax School Building Bonds Series 2025	Underwriter's Counsel	Negotiated
08/15/2025	$9,999,935	Allen ISD	Unlimited Tax Refunding Bonds, Taxable Series 2025	Underwriter's Counsel	Negotiated
08/15/2025	$24,570,000	Callisburg ISD	Unlimited Tax School Building Bonds, Series 2025	Underwriter's Counsel	Negotiated
08/15/2025	$74,345,000	Community ISD	Unlimited Tax School Building and Refunding Bonds, Series 2025	Underwriter's Counsel	Negotiated
08/15/2025	$1,465,000	Coupland ISD	Unlimited Tax School Building Bonds, Series 2025	Underwriter's Counsel	Negotiated
08/15/2025	$69,960,000	Fairfield ISD	Unlimited Tax School Building Bonds, Series 2025	Bond Counsel	Negotiated
08/15/2025	$48,230,000	Farmersville ISD	Unlimited Tax School Building Bonds, Series 2025	Bond Counsel	Negotiated
08/15/2025	$56,590,000	Iraan-Sheffield Collegiate ISD	Unlimited Tax School Building Bonds, Series 2025	Underwriter's Counsel	Negotiated
08/15/2025	$45,200,000	Kyle, City of	General Obligation Bonds, Series 2025	Underwriter's Counsel	Negotiated
08/15/2025	$5,820,000	Mart ISD	Unlimited Tax School Building Bonds, Series 2025	Underwriter's Counsel	Negotiated
08/15/2025	$14,010,000	Perryton ISD	Unlimited Tax School Building Bonds, Series 2025	Bond Counsel	Negotiated
08/15/2025	$4,005,000	Rivercrest ISD	Unlimited Tax School Building Bonds, Series 2025	Underwriter's Counsel	Negotiated
08/15/2025	$41,855,000	Somerville ISD	Unlimited Tax School Building Bonds, Series 2025	Bond Counsel	Negotiated
08/15/2025	$4,195,000	Spearman ISD	Unlimited Tax School Building Bonds, Series 2025	Bond Counsel	Negotiated
08/15/2025	$19,405,000	Sterling City ISD	Unlimited Tax School Building Bonds, Series 2025	Underwriter's Counsel	Negotiated
08/15/2025	$5,675,000	Thorndale ISD	Unlimited Tax School Building Bonds, Series 2025	Underwriter's Counsel	Negotiated

EXHIBIT 1: ORRICK'S PUBLIC FINANCE EXPERIENCE IN TEXAS SINCE 2023

Sale Date	Par Amount	Issuer	Issue Description	Orrick's Role	Sales Type
08/15/2025	$3,000,000	Van, City of	General Obligation Bonds, Series 2025	Underwriter's Counsel	Negotiated
08/15/2025	$58,530,000	Wink-Loving ISD	Unlimited Tax School Building Bonds, Series 2025	Underwriter's Counsel	Negotiated
08/13/2025	$29,099,000	Lavon, City of	Special Assessment Revenue Bonds, Series 2025 (Trails of Lavon Public Improvement District Projects)	Underwriter's Counsel	Negotiated
08/07/2025	$90,820,000	Lockhart ISD	Unlimited Tax School Building Bonds, Series 2025	Underwriter's Counsel	Negotiated
08/05/2025	$5,017,000	Royse City, City of	Special Assessment Revenue Bonds, Series 2025 (Clearview Ranch Public Improvement District North Zone Improvement Area # 1 Project)	Underwriter's Counsel	Negotiated
08/01/2025	$86,120,000	Bastrop ISD	Unlimited Tax School Building Bonds, Series 2025	Bond Counsel	Negotiated
08/01/2025	$29,345,000	Blue Ridge ISD	Unlimited Tax School Building Bonds, Series 2025	Underwriter's Counsel	Negotiated
08/01/2025	$4,500,000	East Montgomery Co MUD #5	Unlimited Tax Bonds, Series 2025	Disclosure Counsel	Competitive
08/01/2025	$8,450,000	East Montgomery Co MUD #5	Unlimited Tax Contract Revenue Bonds, Series 2025	Disclosure Counsel	Competitive
08/01/2025	$25,000,000	Fort Bend Co MUD #222	Unlimited Tax Road Bonds, Series 2025	Disclosure Counsel	Competitive
08/01/2025	$8,105,000	Jersey Village, City of	General Obligation Bonds, Series 2025	Bond Counsel	Negotiated
08/01/2025	$63,930,000	Navarro ISD	Fixed and Variable Rate Unlimited Tax School Building Bonds, Series 2025	Underwriter's Counsel	Negotiated
08/01/2025	$171,060,000	Red Oak ISD	Unlimited Tax School Building Bonds, Series 2025	Underwriter's Counsel	Negotiated
08/01/2025	$85,000,000	Royse City ISD	Unlimited Tax School Building Bonds, Series 2025	Bond Counsel	Negotiated
08/01/2025	$218,850,000	Sherman ISD	Unlimited Tax School Building Bonds, Series 2025	Underwriter's Counsel	Negotiated
08/01/2025	$317,340,000	Spring Branch ISD	Unlimited Tax School Building and Refunding Bonds, Series 2025	Underwriter's Counsel	Negotiated
08/01/2025	$3,390,000	Tomball, City of	Special Assessment Revenue Bonds, Series 2025 (Wood Leaf Reserve Public Improvement District Improvement Area # 3 Project)	Underwriter's Counsel	Negotiated
07/31/2025	$298,100,000	Texas Public Finance Auth	General Obligation Refunding Bonds, Taxable Series 2025	Underwriter's Counsel	Negotiated
07/23/2025	$9,690,000	Wharton, City of	Special Assessment Revenue Bonds, Series 2025 (Wharton Public Improvement District # 2 Phase # 1 Project and Phase # 2 Project)	Underwriter's Counsel	Negotiated
07/15/2025	$16,885,000	Bacliff MUD	Unlimited Tax Bonds, Series 2025	Special Tax Counsel	Competitive
07/15/2025	$232,840,000	Lubbock ISD	Unlimited Tax School Building Bonds, Series 2025	Underwriter's Counsel	Negotiated
07/15/2025	$49,350,000	Lubbock-Cooper ISD	Unlimited Tax School Building Bonds, Series 2025	Underwriter's Counsel	Negotiated

EXHIBIT 1: ORRICK'S PUBLIC FINANCE EXPERIENCE IN TEXAS SINCE 2023

Sale Date	Par Amount	Issuer	Issue Description	Orrick's Role	Sales Type
07/15/2025	$151,035,000	Marble Falls ISD	Unlimited Tax School Building Bonds, Series 2025	Bond Counsel	Negotiated
07/15/2025	$95,430,000	Stanton ISD	Unlimited Tax School Building Bonds, Series 2025	Underwriter's Counsel	Negotiated
07/10/2025	$74,395,000	Kerrville Public Utility Board Public Facility Corporation	Power Supply Revenue Bonds, Series 2025A	Underwriter's Counsel	Negotiated
07/10/2025	$95,850,000	Temple, City of	Utility System Revenue Bonds, Series 2025	Underwriter's Counsel	Negotiated
07/09/2025	$12,768,000	Seagoville, City of	Special Assessment Revenue Bonds, Series 2025 (Stonehaven Public Improvement District Improvement Area # 1 Project and Improvement Area # 2 Project)	Underwriter's Counsel	Negotiated
07/08/2025	$96,700,000	Hutto ISD	Unlimited Tax School Building Bonds Series 2025	Underwriter's Counsel	Negotiated
07/01/2025	$5,910,000	Archer City ISD	Unlimited Tax Refunding Bonds, Series 2025	Underwriter's Counsel	Negotiated
07/01/2025	$4,340,000	Corinthian Point MUD #2	Unlimited Tax Bonds, Series 2025	Disclosure Counsel	Competitive
07/01/2025	$22,410,000	Crane ISD	Unlimited Tax School Building Bonds, Series 2025	Underwriter's Counsel	Negotiated
07/01/2025	$49,855,000	Hidalgo Co	Certificates of Obligation, Series 2025	Co-Bond Counsel	Negotiated
07/01/2025	$5,415,000	Port Isabel, City of	Certificates of Obligation, Series 2025	Underwriter's Counsel	Negotiated
07/01/2025	$41,660,000	San Angelo, City of	General Obligation Bonds, Taxable Series 2025	Underwriter's Counsel	Negotiated
07/01/2025	$51,350,000	Texas Municipal Power Agency	Transmission System Revenue Refunding Bonds, Series 2025	Underwriter's Counsel	Negotiated
06/15/2025	$283,465,000	Lewisville ISD	Unlimited Tax School Building Bonds Series 2025	Underwriter's Counsel	Negotiated
06/11/2025	$1,305,000	Coryell Co	Tax Note, Series 2025	Bond Counsel	Private Placement
06/11/2025	$140,695,000	Williamson Co	Unlimited Tax Road Bonds, Series 2025	Underwriter's Counsel	Negotiated
06/06/2025	$34,030,000	Housing Auth of the City of Beaumont	Residential Development Senior Lien Revenue Bonds, Series 2025A (Cypress Bend and Cypress Bend Village)	Underwriter's Counsel	Negotiated
06/05/2025	$38,515,000	Temple, City of	General Obligation Refunding Bonds, Series 2025	Underwriter's Counsel	Negotiated
06/05/2025	$18,820,000	Temple, City of	Reinvestment Zone Number One Tax Increment Revenue Refunding Bonds, Series 2025	Underwriter's Counsel	Negotiated
06/01/2025	$25,935,000	Arlington Higher Education Finance Corporation	Education Revenue and Refunding Bonds (A+ Charter Schools Incorporated) Series 2025A	Underwriter's Counsel	Negotiated
06/01/2025	$12,320,000	Brazoria Co MUD #22	Unlimited Tax Park Bonds, Series 2025	Disclosure Counsel	Competitive
06/01/2025	$427,595,000	Clifton Higher Education Finance Corporation	Education Revenue and Refunding Bonds (International Leadership of Texas, Incorporated) Series 2025A	Disclosure Counsel	Negotiated
06/01/2025	$7,600,000	Fort Bend Co MUD #25	Unlimited Tax Bonds, Series 2025	Special Tax Counsel	Competitive
06/01/2025	$3,200,000	Pine Forest MUD	Unlimited Tax Bonds Series 2025	Disclosure Counsel	Competitive

EXHIBIT 1: ORRICK'S PUBLIC FINANCE EXPERIENCE IN TEXAS SINCE 2023

Sale Date	Par Amount	Issuer	Issue Description	Orrick's Role	Sales Type
06/01/2025	$50,000,000	Splendora ISD	Unlimited Tax School Building Bonds, Series 2025	Bond Counsel	Negotiated
05/29/2025	$10,486,000	Boyd, City of	Special Assessment Revenue Bonds, Series 2025 (City of Boyd, Texas Public Improvement District No. 1 Improvement Area # 2 Project and Improvement Area # 3 Project)	Underwriter's Counsel	Negotiated
05/28/2025	$61,310,000	Richardson, City of	General Obligation Bonds, Series 2025	Underwriter's Counsel	Negotiated
05/22/2025	$11,030,000	Taylor Co	Certificates of Obligation, Series 2025	Underwriter's Counsel	Negotiated
05/21/2025	$6,181,000	Balch Springs, City of	Special Assessment Revenue Bonds, Series 2025 (City of Balch Springs Public Improvement District No. 1 Project)	Underwriter's Counsel	Negotiated
05/21/2025	$5,956,000	Tomball, City of	Special Assessment Revenue Bonds Series 2025 (Winfrey Estates Public Improvement District)	Underwriter's Counsel	Negotiated
05/15/2025	$14,505,000	Brazosport College District	Maintenance Tax Notes, Series 2025	Bond Counsel	Negotiated
05/14/2025	$108,595,000	University of North Texas System	Revenue Financing System Refunding and Improvement Bonds, Taxable Series 2025B	Underwriter's Counsel	Negotiated
05/06/2025	$14,580,112	Texas Community Housing and Economic Development Corporation	Residential Development Junior Lien Revenue Bonds Series 2025B (Agape Helotes) (Capital Appreciation Bonds)	Underwriter's Counsel	Negotiated
05/01/2025	$5,300,000	East Montgomery Co MUD #7	Unlimited Tax Road Bonds Series 2025	Disclosure Counsel	Competitive
05/01/2025	$3,810,000	Fort Bend Co MUD #134E	Unlimited Tax Bonds Series 2025	Disclosure Counsel	Competitive
05/01/2025	$6,189,000	Mustang Ridge, City of	Special Assessment Revenue Bonds Series 2025 (Durango Public Improvement District Improvement Area # 2 Project)	Bond Counsel	Negotiated
05/01/2025	$10,000,000	Penitas, City of	Certificates of Obligation, Series 2025	Underwriter's Counsel	Negotiated
05/01/2025	$128,650,000	Waco, City of	Combination Tax and Revenue Certificates of Obligation Series 2025	Underwriter's Counsel	Negotiated
04/16/2025	$183,810,000	Texas Water Development Board	State Revolving Fund Revenue Bonds New Series 2025	Underwriter's Counsel	Negotiated
04/15/2025	$10,000,000	Crosby MUD	Unlimited Tax Bonds, Series 2025	Special Tax Counsel	Competitive
04/15/2025	$13,435,000	Dripping Springs, City of	Combination Tax and Limited Revenue Certificates of Obligation Series 2025	Underwriter's Counsel	Negotiated
04/01/2025	$19,155,000	Crockett Co Cons CSD	Unlimited Tax School Building Bonds Series 2025	Underwriter's Counsel	Negotiated
04/01/2025	$5,440,000	Sienna MUD #10	Unlimited Tax Bonds Series 2025	Disclosure Counsel	Competitive
04/01/2025	$16,030,000	Sienna Parks & Levee Improvement District	Unlimited Tax Park Bonds Series 2025	Disclosure Counsel	Competitive
03/15/2025	$9,300,000	Collin Co WC&ID #3	Unlimited Tax Utility Bonds Series 2025	Disclosure Counsel	Competitive
03/15/2025	$379,080,000	Texas A&M University System	Permanent University Fund Bonds Series 2025A	Underwriter's Counsel	Negotiated
03/06/2025	$15,142,000	Decatur, City of	Special Assessment Revenue Bonds Series 2025 (Paloma Trails Public Improvement District Improvement Area # 1 Project)	Underwriter's Counsel	Negotiated

EXHIBIT 1: ORRICK'S PUBLIC FINANCE EXPERIENCE IN TEXAS SINCE 2023

Sale Date	Par Amount	Issuer	Issue Description	Orrick's Role	Sales Type
03/06/2025	$4,409,000	Decatur, City of	Special Assessment Revenue Bonds Series 2025 (Paloma Trails Public Improvement District Major Improvement Area Project)	Underwriter's Counsel	Negotiated
03/05/2025	$2,308,000	Tomball, City of	Special Assessment Revenue Bonds Series 2025 (Raburn Reserve Public Improvement District Improvement Area # 3)	Underwriter's Counsel	Negotiated
03/01/2025	$45,910,000	Angleton ISD	Unlimited Tax School Building Bonds Series 2025	Bond Counsel	Competitive
03/01/2025	$19,910,000	Sealy, City of	Combination Tax and Revenue Certificates of Obligation Series 2025	Bond Counsel	Negotiated
03/01/2025	$304,335,000	Texas Tech University System	Revenue Finance System Refunding and Improvement Bonds Series 2025A	Underwriter's Counsel	Negotiated
02/27/2025	$33,926,000	Celina, City of	Special Assessment Revenue Refunding and Improvement Bonds Series 2025 (The Lakes at Mustang Ranch Public Improvement District Major Improvement Area and Phases # 2-7 Project)	Underwriter's Counsel	Negotiated
02/27/2025	$10,800,000	Celina, City of	Special Assessment Revenue Bonds Series 2025 (The Lakes at Mustang Ranch Public Improvement District Phases # 8-9 Project)	Underwriter's Counsel	Negotiated
02/27/2025	$5,771,000	Kyle, City of	Special Assessment Revenue Bonds Series 2025 (6 Creeks Public Improvement District Improvement Area # 3B Project)	Underwriter's Counsel	Negotiated
02/27/2025	$4,183,000	Kyle, City of	Special Assessment Revenue Bonds Series 2025 (6 Creeks Public Improvement District Improvement Area # 5 Project)	Underwriter's Counsel	Negotiated
02/26/2025	$35,000,000	Harrisburg Redevelopment Authority	Tax Increment Contract Revenue Bonds Series 2025	Disclosure Counsel	Negotiated
02/19/2025	$14,035,000	Bell Co WC&ID #1	San Sewer System Revenue Bonds Series 2025	Underwriter's Counsel	Negotiated
02/18/2025	$16,710,000	Midland, City of	General Obligation Refunding Bonds Series 2025	Underwriter's Counsel	Negotiated
02/15/2025	$13,425,000	Ira ISD	Unlimited Tax School Building Bonds Series 2025	Bond Counsel	Negotiated
02/15/2025	$7,010,000	Slaton, City of	Combination Tax and Surplus Revenue Certificates of Obligation Series 2025B	Underwriter's Counsel	Negotiated
02/01/2025	$1,230,000	Hawkins, City of	Combination Tax and Surplus Revenue Certificates of Obligation Series 2025	Bond Counsel	Private Placement
01/16/2025	$10,460,000	Travis County Development Authority	Contract Assessment Revenue Bonds Series 2025 (Turner's Crossing Public Improvement District Improvement Area # 1 Commercial Lot 1998 and Improvement Area # 2 Project)	Bond Counsel	Negotiated
01/15/2025	$12,165,000	Montgomery Co	Special Assessment Revenue Bonds Series 2025 (Crockett Meadows Public Improvement District Improvement Area # 1 Project)	Bond Counsel	Negotiated
01/15/2025	$7,166,000	Montgomery Co	Special Assessment Revenue Bonds Series 2025 (Meadow Park Public Improvement District Improvement Area # 1 Project)	Bond Counsel	Negotiated
01/15/2025	$18,275,000	Pflugerville Community Development Corporation	Sales Tax Revenue Bonds Taxable Series 2025	Underwriter's Counsel	Negotiated

EXHIBIT 1: ORRICK'S PUBLIC FINANCE EXPERIENCE IN TEXAS SINCE 2023

Sale Date	Par Amount	Issuer	Issue Description	Orrick's Role	Sales Type
01/15/2025	$12,000,000	Red Oak Economic Development Corporation	Sales Tax Revenue Bonds Taxable Series 2025	Underwriter's Counsel	Negotiated
01/01/2025	$36,330,000	Bryan, City of	Waterworks and Sewer System Revenue Bonds Series 2025	Bond Counsel	Competitive
01/01/2025	$2,500,000	Montgomery Co FWSD #6	Unlimited Tax Bonds Series 2025	Disclosure Counsel	Competitive
12/19/2024	$35,620,000	Harris Co	Hotel Occupancy Tax Senior Lien Revenue Bonds Taxable Series 2024	Co-Underwriter's Counsel	Negotiated
12/19/2024	$10,105,000	Travis County Development Authority	Contract Assessment Revenue Bonds Series 2024 (Longview 1971 Public Improvement District Improvement Area #1 Project)	Bond Counsel	Negotiated
12/18/2024	$11,990,000	Austin, City of	Special Assessment Revenue Bonds Series 2024 (Whisper Valley Public Improvement District Improvement Area #3)	Underwriter's Counsel	Negotiated
12/15/2024	$10,295,000	Fort Stockton ISD	Maintenance Tax Notes Series 2024	Underwriter's Counsel	Negotiated
12/11/2024	$8,000,000	Iowa Colony Development Authority	Tax Increment Contract Revenue Bonds Series 2024	Special Tax Counsel	Negotiated
12/10/2024	$6,336,000	Celina, City of	Special Assessment Revenue Bonds Series 2024 (Mosaic Public Improvement District Phase # 1B Project)	Underwriter's Counsel	Negotiated
12/01/2024	$8,105,000	Denton Co LID #1	Unlimited Tax Bonds Series 2024	Disclosure Counsel	Competitive
12/01/2024	$317,555,000	Ector Co	Certificates of Obligation Series 2024	Underwriter's Counsel	Negotiated
12/01/2024	$3,635,000	Lancaster MUD #1	Unlimited Tax Bonds Series 2024	Disclosure Counsel	Competitive
12/01/2024	$8,850,000	Montgomery Co MUD #121	Unlimited Tax Park Bonds Series 2024	Disclosure Counsel	Competitive
12/01/2024	$1,050,000	Onion Creek Metro Park District	Unlimited Tax Park Bonds Series 2024	Disclosure Counsel	Competitive
12/01/2024	$2,250,000	West Bastrop Village MUD	Unlimited Tax Road Bonds Series 2024	Disclosure Counsel	Competitive
11/26/2024	$6,540,000	Bastrop Co	Special Assessment Revenue Bonds Series 2024 (Double Eagle Ranch Public Improvement District Improvement Area #2 Project)	Underwriter's Counsel	Negotiated
11/20/2024	$241,115,000	Harris Co-Houston Sports Auth	Senior Lien Revenue Refunding Bonds Series 2024A	Special Tax Counsel	Negotiated
11/15/2024	$9,975,000	Cleburne 4B Economic Development Corp	Sales Tax Revenue Bonds Series 2024	Underwriter's Counsel	Negotiated
11/13/2024	$7,911,000	Lavon, City of	Special Assessment Revenue Bonds Series 2024 (Elevon Public Improvement District Improvement Area # 1 Project)	Underwriter's Counsel	Negotiated
11/13/2024	$11,833,000	Lavon, City of	Special Assessment Revenue Bonds Series 2024 (Elevon Public Improvement District Improvement Area # 2A-2B Project)	Underwriter's Counsel	Negotiated
10/31/2024	$22,624,000	Corpus Christi, City of	Special Assessment Revenue Bonds Series 2024 (Whitecap Public Improvement District # 1 Improvement Area # 1 Project)	Underwriter's Counsel	Negotiated

EXHIBIT 1: ORRICK'S PUBLIC FINANCE EXPERIENCE IN TEXAS SINCE 2023

Sale Date	Par Amount	Issuer	Issue Description	Orrick's Role	Sales Type
10/30/2024	$5,463,000	Kyle, City of	Special Assessment Revenue Bonds Series 2024 (Plum Creek North Public Improvement District Improvement Area # 2 Project)	Underwriter's Counsel	Negotiated
10/29/2024	$5,965,000	Celina, City of	Special Assessment Revenue Bonds Series 2024 (North Sky Public Improvement District Improvement Area # 1B Project)	Underwriter's Counsel	Negotiated
10/22/2024	$18,460,000	Galveston, City of	Combination Tax and Revenue Certificates of Obligation Series 2024	Underwriter's Counsel	Negotiated
10/17/2024	$11,549,000	Oak Point, City of	Special Assessment Revenue Bonds Series 2024 (Chaparral Park Public Improvement District Improvement Area # 1 Project)	Underwriter's Counsel	Negotiated
10/16/2024	$6,873,000	Dripping Springs, City of	Special Assessment Revenue Bonds Series 2024 (Heritage Public Improvement District Improvement Area # 2 Project)	Underwriter's Counsel	Negotiated
10/01/2024	$5,790,000	Arlington Higher Education Finance Corporation	Education Revenue Bonds (The Academy of Accelerated Learning, Incorporated) Series 2024A	Co-Bond Counsel / Disclosure Counsel / Special Tax Counsel	Negotiated
10/01/2024	$25,495,000	Arlington Higher Education Finance Corporation	Education Revenue Bonds (Leadership Prep School) Series 2024	Underwriter's Counsel	Negotiated
10/01/2024	$6,740,000	Cypress Creek UD	Unlimited Tax Bonds Series 2024	Disclosure Counsel	Competitive
10/01/2024	$2,150,000	Far Hills UD	Waterworks and Sewer System Combination Unlimited Tax and Revenue Bonds Series 2024	Disclosure Counsel	Competitive
10/01/2024	$27,540,000	Irion Co ISD	Unlimited Tax School Building Bonds Series 2024	Bond Counsel	Negotiated
10/01/2024	$8,143,000	Medina Co	Special Assessment Revenue Bonds Series 2024 (Talley Ho Public Improvement District Improvement Area # 1 Project)	Underwriter's Counsel	Negotiated
09/24/2024	$3,785,000	Royse City, City of	Special Assessment Revenue Bonds Series 2024 (Clearview Ranch Public Improvement District South Zone Improvement Area # 1 Project)	Underwriter's Counsel	Negotiated
09/19/2024	$5,000,000	Stafford MSD	Maintenance Tax Notes Series 2024	Bond Counsel	Private Placement
09/17/2024	$100,000,000	Austin ISD	Commercial Paper Notes Series ECP	Bond Counsel	Private Placement
09/15/2024	$11,790,000	Como-Pickton CISD	Unlimited Tax School Building Bonds Series 2024A	Underwriter's Counsel	Negotiated
09/15/2024	$2,300,000	Development Corporation of Penitas, Inc.	Sales Tax Revenue Bonds Taxable Series 2024	Underwriter's Counsel	Negotiated
09/15/2024	$2,910,000	Gause ISD	Unlimited Tax School Building Bonds Series 2024	Underwriter's Counsel	Negotiated
09/15/2024	$3,865,000	McDade ISD	Unlimited Tax School Building Bonds Series 2024	Bond Counsel	Competitive
09/15/2024	$2,380,000	Penitas Economic Development Corporation	Sales Tax Revenue and Refunding Bonds Taxable Series 2024	Underwriter's Counsel	Negotiated
09/15/2024	$7,905,000	Red Oak IDC, City of	Sales Tax Revenue Bonds Taxable Series 2024	Underwriter's Counsel	Negotiated
09/15/2024	$24,700,000	Sabine Pass ISD	Unlimited Tax School Building Bonds Series 2024	Underwriter's Counsel	Negotiated
09/05/2024	$6,600,000	Kendall Co MUD #1	Unlimited Tax Utility System Bonds Series 2024	Bond Counsel / Disclosure Counsel	Competitive

EXHIBIT 1: ORRICK'S PUBLIC FINANCE EXPERIENCE IN TEXAS SINCE 2023

Sale Date	Par Amount	Issuer	Issue Description	Orrick's Role	Sales Type
09/01/2024	$11,230,000	Bronte ISD	Unlimited Tax School Building Bonds Series 2024	Underwriter's Counsel	Negotiated
09/01/2024	$19,140,000	Clifton Higher Education Finance Corporation	Education Revenue Bonds (Valor Education) Series 2024A	Underwriter's Counsel	Negotiated
09/01/2024	$7,825,000	Colorado ISD	Unlimited Tax School Building Bonds Series 2024	Bond Counsel	Negotiated
09/01/2024	$4,315,000	Fort Bend Co MUD #200	Unlimited Tax Road Bonds Series 2024	Disclosure Counsel	Competitive
09/01/2024	$4,830,000	Harris Co MUD #465	Unlimited Tax Bonds Series 2024	Disclosure Counsel	Competitive
09/01/2024	$14,375,000	Highway 380 Municipal Management District #1	Unlimited Tax Road Bonds Series 2024	Disclosure Counsel	Competitive
09/01/2024	$1,645,000	Horizon Regional MUD	Unlimited Tax Bonds Series 2024	Disclosure Counsel	Competitive
09/01/2024	$6,760,000	Mercedes, City of	Combination Tax and Limited Pledge Revenue Certificates of Obligation Series 2024	Underwriter's Counsel	Negotiated
09/01/2024	$15,095,000	Nixon-Smiley CISD	Unlimited Tax School Building Bonds Series 2024	Underwriter's Counsel	Negotiated
09/01/2024	$41,140,000	Onalaska ISD	Unlimited Tax School Building Bonds Series 2024	Underwriter's Counsel	Negotiated
09/01/2024	$5,915,000	Sulphur Bluff ISD	Unlimited Tax School Building Bonds Series 2024	Underwriter's Counsel	Negotiated
08/21/2024	$282,685,000	Georgetown ISD	Unlimited Tax School Building Bonds Series 2024	Underwriter's Counsel	Negotiated
08/21/2024	$10,149,000	Oak Point, City of	Special Assessment Revenue Bonds Series 2024 (Oak Point 720 Public Improvement District Improvement Area # 1 Project)	Underwriter's Counsel	Negotiated
08/15/2024	$370,710,000	Northwest ISD	Unlimited Tax School Building Bonds Series 2024A	Underwriter's Counsel	Negotiated
08/15/2024	$81,980,000	Rockwall ISD	Unlimited Tax School Building Bonds Series 2024	Underwriter's Counsel	Negotiated
08/08/2024	$72,550,000	Tarrant Co Cultural Education Fac Finance Corp	Revenue Refunding Bonds (Trinity Terrace Project) Series 2024	Bond Counsel	Negotiated
08/06/2024	$3,062,000	Royse City, City of	Special Assessment Revenue Bonds Series 2024 (Liberty Crossing Public Improvement District Improvement Area # 2 Project)	Underwriter's Counsel	Negotiated
08/01/2024	$5,620,000	Belmont FWSD #1	Unlimited Tax Road Bonds Series 2024	Disclosure Counsel	Competitive
08/01/2024	$142,515,000	Elgin ISD	Unlimited Tax School Building Bonds Series 2024	Underwriter's Counsel	Negotiated
08/01/2024	$51,895,000	Elysian Fields ISD	Unlimited Tax School Building Bonds Series 2024	Underwriter's Counsel	Negotiated
08/01/2024	$5,000,000	Fort Bend Co LID #20	Unlimited Tax Levee Improvement Bonds Series 2024	Disclosure Counsel	Competitive
08/01/2024	$89,680,000	Horizon Regional MUD	Unlimited Tax Bonds Series 2024	Disclosure Counsel	Competitive
08/01/2024	$190,080,000	Longview ISD	Unlimited Tax School Building Bonds Series 2024	Underwriter's Counsel	Negotiated
08/01/2024	$40,160,000	Sweeny ISD	Unlimited Tax School Building Bonds Series 2024	Bond Counsel	Competitive
07/31/2024	$12,806,000	Anna, City of	Special Assessment Revenue Bonds Series 2024 (Meadow Vista Public Improvement District Improvement Area # 1 Project)	Underwriter's Counsel	Negotiated
07/23/2024	$98,600,000	Greater Texas Cultural Education Facilities Finance Corporation	Revenue Bonds (Texas Biomedical Research Institute Project) Series 2024A	Bond Counsel	Negotiated

EXHIBIT 1: ORRICK'S PUBLIC FINANCE EXPERIENCE IN TEXAS SINCE 2023

Sale Date	Par Amount	Issuer	Issue Description	Orrick's Role	Sales Type
07/15/2024	$8,870,000	Lacy Lakeview, City of	General Obligation Improvement Bonds Series 2024	Underwriter's Counsel	Negotiated
07/01/2024	$18,186,000	Fort Worth, City of	Special Assessment Revenue Bonds Series 2024 (Fort Worth Public Improvement District #16 (Walsh Ranch/Quail Valley)Improvement Areas #1-3 Project)	Underwriter's Counsel	Negotiated
07/01/2024	$5,435,000	Harris Co Improvement District #18	Unlimited Tax Park Bonds Series 2024	Disclosure Counsel	Competitive
07/01/2024	$26,635,000	New Caney MUD	Unlimited Tax Bonds Series 2024	Disclosure Counsel	Competitive
07/01/2024	$1,395,000	Rollingwood, City of	General Obligation Bonds Series 2024	Bond Counsel	Competitive
07/01/2024	$2,940,000	Royse City Community Development Corporation	Sales Tax Revenue Bonds Series 2024	Underwriter's Counsel	Negotiated
07/01/2024	$3,008,000	Tomball, City of	Special Assessment Revenue Bonds Series 2024 (Wood Leaf Reserve Public Improvement District Improvement Area # 2 Project)	Underwriter's Counsel	Negotiated
06/20/2024	$164,425,000	Port of Beaumont Navigation Dist	Dock and Wharf Facilities Revenue Bonds Series 2024A (Jefferson Gulf Coast Energy Project)	Bond Counsel	Negotiated
06/20/2024	$4,324,000	Royse City, City of	Special Assessment Revenue Bonds Series 2024 (Creekside Public Improvement District Improvement Area # 2-B Project)	Underwriter's Counsel	Negotiated
06/01/2024	$212,440,000	Arlington Higher Education Finance Corporation	Education Revenue Bonds (Harmony Public Schools) Series 2024	Underwriter's Counsel	Negotiated
06/01/2024	$48,170,000	Gonzales ISD	Unlimited Tax School Building Bonds Series 2024	Bond Counsel	Negotiated
06/01/2024	$2,400,000	Montgomery Co MUD #141	Unlimited Tax Bonds Series 2024	Disclosure Counsel	Competitive
05/29/2024	$6,893,000	Kyle, City of	Special Assessment Revenue Bonds Series 2024 (Limestone Creek Public Improvement District Improvement Area #1B Project)	Underwriter's Counsel	Negotiated
05/23/2024	$105,760,000	Bell Co WC&ID #1	Water System Revenue Bonds Series 2024	Underwriter's Counsel	Negotiated
05/22/2024	$15,000,000	Manor, City of	General Obligation Bonds Taxable Series 2024	Underwriter's Counsel	Negotiated
05/15/2024	$7,075,000	Union Grove ISD	Unlimited Tax Refunding Bonds Series 2024	Underwriter's Counsel	Negotiated
05/09/2024	$7,680,000	Celina, City of	Special Assessment Revenue Bonds Series 2024 (Wells South Public Improvement District Neighborhood Improvement Areas # 6-7 Project)	Underwriter's Counsel	Negotiated
05/07/2024	$9,390,000	Burnet CISD	Unlimited Tax Refunding Bonds Series 2024	Underwriter's Counsel	Negotiated
05/01/2024	$30,000,000	Clifton Higher Education Finance Corporation	Education Revenue Bonds (Inspire Academies) Series 2024	Underwriter's Counsel	Negotiated
05/01/2024	$2,965,000	Fort Bend Co MUD #225	Unlimited Tax Road Bonds Series 2024	Disclosure Counsel	Competitive
05/01/2024	$4,125,000	Medina Co	Special Assessment Revenue Bonds Series 2024 (Haby Farms Public Improvement District Improvement Area # 1 Project)	Underwriter's Counsel	Negotiated
05/01/2024	$4,840,000	Ponder, Town of	Combination Tax and Revenue Certificates of Obligation Series 2024	Underwriter's Counsel	Negotiated

EXHIBIT 1: ORRICK'S PUBLIC FINANCE EXPERIENCE IN TEXAS SINCE 2023

Sale Date	Par Amount	Issuer	Issue Description	Orrick's Role	Sales Type
05/01/2024	$3,270,000	Royse City, City of	Special Assessment Revenue Bonds Series 2024 (Waterscape Public Improvement District Improvement Area # 4 Project)	Underwriter's Counsel	Negotiated
05/01/2024	$62,165,000	San Antonio, City of Education Fac Corp	Higher Education Revenue Refunding and Improvement Bonds (Trinity University Project) Series 2024A	Bond Counsel / Disclosure Counsel	Negotiated
04/18/2024	$5,501,000	Justin, City of	Special Assessment Revenue Bonds Series 2024 (Timberbrook Public Improvement District # 2 Improvement Area # 1 Project)	Underwriter's Counsel	Negotiated
04/17/2024	$7,859,000	Travis County Development Authority	Contract Assessment Revenue Bonds Series 2024 (Bella Fortuna Public Improvement District)	Bond Counsel	Negotiated
04/15/2024	$51,890,000	Bellville ISD	Unlimited Tax School Building Bonds Series 2024	Bond Counsel	Negotiated
04/11/2024	$5,175,000	Dayton, City of	Junior Lien Special Assessment Revenue Bonds Series 2024B (Westpointe Villages Public Improvement District Improvement Area # 2 Project)	Underwriter's Counsel	Negotiated
04/09/2024	$10,000,000	Johnson Ranch MUD	Unlimited Tax Utility System Bonds Series 2024	Bond Counsel / Disclosure Counsel	Competitive
04/01/2024	$1,240,000	Harris Co MUD #404	Unlimited Tax Park Bonds Series 2024	Disclosure Counsel	Competitive
04/01/2024	$2,375,000	North San Gabriel MUD #2	Unlimited Tax Bonds Series 2024	Disclosure Counsel	Competitive
04/01/2024	$42,790,000	Paris, City of	Combination Tax and Surplus Revenue Certificates of Obligation Series 2024	Underwriter's Counsel	Negotiated
04/01/2024	$24,925,000	Pflugerville ISD	Unlimited Tax Refunding Bonds Series 2024	Bond Counsel	Competitive
04/01/2024	$7,620,000	Splendora, City of	Utility System Revenue Bonds Series 2024	Disclosure Counsel	Competitive
03/28/2024	$17,999,000	Seagoville, City of	Special Assessment Revenue Bonds Series 2024 (Santorini Public Improvement District Improvement Area #1 Project)	Underwriter's Counsel	Negotiated
03/28/2024	$15,873,000	Seagoville, City of	Special Assessment Revenue Bonds Series 2024 (Santorini Public Improvement District Major Improvement Area Project)	Underwriter's Counsel	Negotiated
03/20/2024	$65,465,000	Del Valle ISD	Unlimited Tax Refunding Bonds Series 2024	Underwriter's Counsel	Negotiated
03/15/2024	$4,950,000	Burkeville ISD	Unlimited Tax School Building Bonds Series 2024	Underwriter's Counsel	Negotiated
03/15/2024	$14,310,000	Fate, City of	Special Assessment Revenue Bonds Series 2024 (Monterra Public Improvement District Improvement Area # 2 Project)	Underwriter's Counsel	Negotiated
03/15/2024	$15,025,000	Haskell CISD	Unlimited Tax School Building Bonds Series 2024	Underwriter's Counsel	Negotiated
03/01/2024	$15,095,000	Harris Co Department of Education	Maintenance Tax Notes Series 2024	Bond Counsel	Negotiated
03/01/2024	$7,370,000	Hunter's Glen MUD	Waterworks and Sewer System Combination Unlimited Tax and Revenue Bonds Series 2024	Special Tax Counsel	Competitive
03/01/2024	$23,345,000	Jim Ned CISD	Unlimited Tax School Building Bonds Series 2024	Bond Counsel	Competitive
03/01/2024	$155,715,000	Midland Co	Certificates of Obligation Series 2024	Underwriter's Counsel	Negotiated

EXHIBIT 1: ORRICK'S PUBLIC FINANCE EXPERIENCE IN TEXAS SINCE 2023

Sale Date	Par Amount	Issuer	Issue Description	Orrick's Role	Sales Type
03/01/2024	$13,920,000	Midland Co HFDC	Health Care Revenue and Refunding Bonds (Manor Park Incorporated Project) Series 2024	Bond Counsel	Private Placement
02/28/2024	$99,145,000	Alvin ISD	Unlimited Tax Schoolhouse and Refunding Bonds Series 2024	Underwriter's Counsel	Negotiated
02/15/2024	$12,335,000	Dawson ISD [Navarro]	Unlimited Tax School Building Bonds Series 2024	Underwriter's Counsel	Negotiated
02/15/2024	$46,640,000	Rosenberg, City of	General Obligation Bonds Series 2024	Bond Counsel	Negotiated
02/08/2024	$8,492,000	Boyd, City of	Special Assessment Revenue Bonds Series 2024 (City of Boyd, Texas Public Improvement District #1 Improvement Area # 1 Project)	Underwriter's Counsel	Negotiated
02/01/2024	$12,410,000	Big Sandy ISD [Polk]	Unlimited Tax School Building Bonds Series 2024	Underwriter's Counsel	Negotiated
02/01/2024	$32,155,000	Conroe, City of	Certificates of Obligation Series 2024A	Bond Counsel	Negotiated
02/01/2024	$2,980,000	Fort Bend Co MUD #161	Unlimited Tax Park Bonds Series 2024	Disclosure Counsel	Competitive
01/31/2024	$13,190,000	Lago Vista, City of	Special Assessment Revenue Bonds Series 2024 (Tessera on Lake Travis Public Improvement District Improvement Area # 3 Project)	Underwriter's Counsel	Negotiated
01/09/2024	$6,593,000	San Marcos, City of	Special Assessment Revenue Bonds Series 2024 (Trace Public Improvement District)	Underwriter's Counsel	Negotiated
01/01/2024	$6,190,000	Kleinwood MUD	Waterworks and Sewer System Combination Unlimited Tax and Revenue Bonds Series 2024	Disclosure Counsel	Competitive
12/21/2023	$4,940,000	Decatur, City of	Special Assessment Revenue Bonds Series 2023 (Vista Park Public Improvement District No. 1 Improvement Area # 1 Project)	Underwriter's Counsel	Negotiated
12/01/2023	$2,500,000	Bastrop Co WC&ID #2	Revenue Notes Series 2023	Bond Counsel	Private Placement
12/01/2023	$6,950,000	Grandfalls-Royalty ISD	Unlimited Tax Refunding Bonds Series 2023	Underwriter's Counsel	Negotiated
12/01/2023	$5,000,000	Harris Co WC&ID #21	Unlimited Tax Bonds Series 2023	Special Tax Counsel	Competitive
12/01/2023	$62,880,000	Lubbock, City of	Electric Light and Power System Revenue Refunding Bonds Series 2023	Bond Counsel	Negotiated
12/01/2023	$6,374,000	Mustang Ridge, City of	Special Assessment Revenue Bonds Series 2023 (Durango Public Improvement District Improvement Area # 1 Project)	Bond Counsel	Negotiated
12/01/2023	$14,040,000	Porter MUD	Unlimited Tax Bonds Series 2023	Disclosure Counsel	Competitive
11/20/2023	$5,000,000	Plano, City of	Special Assessment Revenue Bonds Series 2023 (Haggard Farm Public Improvement District Improvement Area No. 1 Project)	Underwriter's Counsel	Negotiated
11/20/2023	$16,458,000	Plano, City of	Special Assessment Revenue Bonds Series 2023 (Haggard Farm Public Improvement District Major Improvement Area Project)	Underwriter's Counsel	Negotiated
11/15/2023	$18,625,000	Kerrville, City of Economic Improvement Corporation	Sales Tax Revenue Bonds Series 2023	Underwriter's Counsel	Negotiated
11/01/2023	$1,370,000	Canadian, City of	Combination Tax and Revenue Certificates of Obligation Series 2023	Underwriter's Counsel	Negotiated
11/01/2023	$6,330,000	Harris Co MUD #494	Unlimited Tax Bonds Series 2023	Disclosure Counsel	Competitive

EXHIBIT 1: ORRICK'S PUBLIC FINANCE EXPERIENCE IN TEXAS SINCE 2023

Sale Date	Par Amount	Issuer	Issue Description	Orrick's Role	Sales Type
11/01/2023	$5,400,000	Kyle, City of	Special Assessment Revenue Bonds Series 2023 (Southwest Kyle Public Improvement District No. 1 Improvement Area #2 Project)	Underwriter's Counsel	Negotiated
11/01/2023	$7,150,000	Northwest Harris Co MUD #21	Waterworks and Sewer System Combination Unlimited Tax and Revenue Bonds Series 2023	Disclosure Counsel	Competitive
10/31/2023	$20,343,000	Anna, City of	Special Assessment Revenue Bonds Series 2023 (Anacapri Public Improvement District Impr Area #1 Project)	Underwriter's Counsel	Negotiated
10/26/2023	$4,379,000	Royse City, City of	Special Assessment Revenue Bonds Series 2023 (Liberty Crossing Public Improvement District Improvement Area No. 1 Project)	Underwriter's Counsel	Negotiated
10/10/2023	$7,419,000	Anna, City of	Special Assessment Revenue Bonds Series 2023 (The Woods at Lindsey Place Public Improvement District Improvement Area # 1 Project)	Underwriter's Counsel	Negotiated
09/28/2023	$25,428,000	Princeton, City of	Special Assessment Revenue Bonds Series 2023 (Sicily Public Improvement District Improvement Area No. 1 Project)	Underwriter's Counsel	Negotiated
09/28/2023	$7,185,000	Princeton, City of	Special Assessment Revenue Bonds Series 2023 (Sicily Public Improvement District Major Improvement Area Project)	Underwriter's Counsel	Negotiated
09/20/2023	$2,744,000	Tomball, City of	Special Assessment Revenue Bonds Series 2023 (Raburn Reserve Public Improvement District Improvement Area #2)	Underwriter's Counsel	Negotiated
09/15/2023	$61,655,000	Mount Vernon ISD	Unlimited Tax School Building Bonds Series 2023	Underwriter's Counsel	Negotiated
09/06/2023	$35,985,000	Waxahachie, City of	Combination Tax and Revenue Certificates of Obligation Series 2023	Underwriter's Counsel	Negotiated
09/01/2023	$106,040,000	Arlington Higher Education Finance Corporation	Education Revenue Bonds (Trinity Basin Preparatory, Incorporated) Series 2023	Bond Counsel / Disclosure Counsel	Negotiated
09/01/2023	$3,885,000	Benjamin ISD	Unlimited Tax School Building Bonds Series 2023	Underwriter's Counsel	Negotiated
09/01/2023	$2,935,000	Collin Co MUD CR 412	Unlimited Tax Road Bonds Series 2023	Disclosure Counsel	Competitive
09/01/2023	$4,995,000	Dallas Co MUD #4	Unlimited Tax Road Bonds Series 2023	Disclosure Counsel	Competitive
09/01/2023	$28,490,000	Franklin ISD	Unlimited Tax School Building Bonds Series 2023	Bond Counsel	Competitive
09/01/2023	$74,435,000	Goliad ISD	Unlimited Tax School Building Bonds Series 2023	Underwriter's Counsel	Negotiated
08/31/2023	$393,585,000	Port of Houston Auth	First Lien Revenue Bonds Series 2023 (Non-AMT)	Co-Underwriter's Counsel	Negotiated
08/22/2023	$9,210,000	West Lake Hills, City of	Combination Tax and Revenue Certificates of Obligation Series 2023	Bond Counsel	Competitive
08/15/2023	$24,680,000	Centerville ISD [Leon]	Unlimited Tax School Building Bonds Series 2023	Bond Counsel	Negotiated
08/15/2023	$18,485,000	Godley ISD	Unlimited Tax School Building Bonds Series 2023	Underwriter's Counsel	Negotiated
08/15/2023	$48,540,000	Kennedale ISD	Unlimited Tax School Building Bonds Series 2023	Underwriter's Counsel	Negotiated
08/15/2023	$24,425,000	Quinlan ISD	Unlimited Tax School Building Bonds Series 2023	Underwriter's Counsel	Negotiated

EXHIBIT 1: ORRICK'S PUBLIC FINANCE EXPERIENCE IN TEXAS SINCE 2023

Sale Date	Par Amount	Issuer	Issue Description	Orrick's Role	Sales Type
08/15/2023	$1,310,000	San Leon MUD	Unlimited Tax Bonds Series 2023A	Special Tax Counsel	Private Placement
08/15/2023	$5,415,000	Veribest ISD	Unlimited Tax School Building Bonds Series 2023	Underwriter's Counsel	Negotiated
08/03/2023	$3,495,000	Woodcreek, City of	General Obligation Bonds Series 2023	Bond Counsel	Negotiated
08/01/2023	$28,720,000	Glen Rose ISD	Unlimited Tax School Building Bonds Series 2023	Underwriter's Counsel	Negotiated
08/01/2023	$29,600,000	Jacksboro ISD	Fixed Rate Unlimited Tax School Building Bonds Series 2023	Underwriter's Counsel	Negotiated
08/01/2023	$17,100,000	Magnolia Pointe MUD #1	Unlimited Tax Utility Bonds Series 2023	Disclosure Counsel	Competitive
08/01/2023	$2,920,000	Mineola, City of	Tax Notes Series 2023	Underwriter's Counsel	Negotiated
08/01/2023	$3,770,000	Northwest Harris Co MUD #22	Unlimited Tax Bonds Series 2023	Special Tax Counsel	Private Placement
08/01/2023	$3,479,000	Travis County Development Authority	Contract Assessment Revenue Bonds Series 2023 (WildHorse Ranch Public Improvement District Improvement Area #1 Project)	Bond Counsel	Negotiated
07/26/2023	$10,015,000	Forney, City of	Special Assessment Revenue Bonds Series 2023 (Bellagio Public Impr District No. 1 Phase #1 Project)	Underwriter's Counsel	Negotiated
07/15/2023	$24,760,000	Alvarado, City of	Combination Tax and Revenue Certificates of Obligation Series 2023	Underwriter's Counsel	Negotiated
07/15/2023	$64,605,000	Brock ISD	Unlimited Tax School Building Bonds Series 2023	Underwriter's Counsel	Negotiated
07/11/2023	$5,645,000	Celina, City of	Special Assessment Revenue Bonds Series 2023 (Cross Creek Meadows Public Improvement District Major Improvement Area Project)	Underwriter's Counsel	Negotiated
07/01/2023	$5,800,000	Clyde, City of	General Obligation Refunding Bonds Series 2023A	Underwriter's Counsel	Negotiated
06/29/2023	$7,043,000	Dripping Springs, City of	Special Assessment Revenue Bonds Series 2023 (Heritage Public Improvement District Improvement Area # 1 Project)	Disclosure Counsel	Negotiated
06/20/2023	$3,151,000	Bastrop Co	Special Assessment Revenue Bonds Series 2023 (Double Eagle Ranch Public Improvement District Improvement Area #1 Project)	Underwriter's Counsel	Negotiated
06/15/2023	$3,353,000	Iola, City of	Combination Tax and Revenue Certificates of Obligation Series 2023	Bond Counsel	Private Placement
06/01/2023	$8,265,000	Kyle, City of	Tax Increment Revenue Bonds Series 2023 (Tax Increment Reinvestment Zone Number Two, City of Kyle)	Underwriter's Counsel	Negotiated
06/01/2023	$13,850,000	Newark Higher Education Finance Corporation	Education Revenue Bonds (Orenda Education) Series 2023A	Bond Counsel	Negotiated
06/01/2023	$2,545,000	Sweeny, City of	Ltd Tax Notes Series 2023	Bond Counsel	Private Placement
06/01/2023	$3,700,000	Williamson Co MUD #28	Unlimited Tax Bonds Series 2023	Disclosure Counsel	Competitive
05/15/2023	$19,385,000	Carrollton-Farmers Branch ISD	Unlimited Tax Refunding Bonds Series 2023 (Non-PSF)	Underwriter's Counsel	Negotiated

EXHIBIT 1: ORRICK'S PUBLIC FINANCE EXPERIENCE IN TEXAS SINCE 2023

Sale Date	Par Amount	Issuer	Issue Description	Orrick's Role	Sales Type
05/15/2023	$7,329,000	Fate, City of	Special Assessment Revenue Bonds Series 2023 (Williamsburg Public Improvement District #1 Phase 3B)	Underwriter's Counsel	Negotiated
05/09/2023	$79,010,000	Taylor ISD	Unlimited Tax School Building Bonds Series 2023	Underwriter's Counsel	Negotiated
05/01/2023	$12,330,000	Canadian River Municipal Water Auth	Subordinate Lien Contract Revenue Refunding Bonds Series 2023 (Conjunctive Use Groundwater Supply Project)	Underwriter's Counsel	Negotiated
05/01/2023	$28,710,000	Comal ISD	Unlimited Tax Refunding Bonds Series 2023	Underwriter's Counsel	Negotiated
05/01/2023	$368,710,000	Cypress-Fairbanks ISD	Unlimited Tax School Building Bonds Series 2023	Underwriter's Counsel	Negotiated
05/01/2023	$60,880,000	Galveston ISD	Unlimited Tax School Building Bonds Series 2023	Underwriter's Counsel	Negotiated
05/01/2023	$242,960,000	Katy ISD	Unlimited Tax School Building Bonds Series 2023	Bond Counsel / Disclosure Counsel	Negotiated
05/01/2023	$15,953,000	Kyle, City of	Special Assessment Revenue Bonds Series 2023 (Porter Country Public Improvement District Improvement Area # 1 Project)	Underwriter's Counsel	Negotiated
05/01/2023	$1,020,000	Lexington, City of	Combination Tax and Surplus Revenue Certificates of Obligation Series 2023A	Bond Counsel	Private Placement
04/06/2023	$12,010,000	Celina, City of	Special Assessement Revenue Bonds Series 2023 (Ten Mile Creek Public Improvement District Improvement Area Number 1 Project)	Underwriter's Counsel	Negotiated
04/06/2023	$7,021,000	Celina, City of	Special Assessment Revenue Bonds Series 2023 (Ten Mile Creek Public Improvement District Major Improvement Area Project)	Underwriter's Counsel	Negotiated
04/01/2023	$91,060,000	Celina, City of	Tax and Waterworks and Sewer System (Limited Pledge) Revenue Certificates of Obligation Series 2023	Underwriter's Counsel	Negotiated
04/01/2023	$1,855,000	Harris Co WC&ID #116	Unlimited Tax and Revenue Bonds Series 2023	Disclosure Counsel	Competitive
04/01/2023	$4,939,000	Mesquite, City of	Special Assessment Revenue Bonds Series 2023 (Heartland Town Center Public Improvement District Phase #2 Specific Improvement Project)	Underwriter's Counsel	Negotiated
04/01/2023	$4,695,000	Seagoville, City of	Certificates of Obligation Series 2023	Special Tax Counsel	Competitive
04/01/2023	$78,455,000	Waco ISD	Unlimited Tax School Building Bonds Series 2023	Co-Underwriter's Counsel	Negotiated
03/23/2023	$3,521,750,000	Texas Natural Gas Securitization Finance Corporation	Customer Rate Relief Bonds (Winter Storm Uri) Taxable Series 2023	Underwriter's Counsel	Negotiated
03/21/2023	$104,255,000	Houston ISD	Ltd Tax Refunding Bonds Series 2023A (PSF)	Bond Counsel	Negotiated
03/15/2023	$16,425,000	Gulf Coast Water Authority	Contract Revenue Bonds (Thomas S. Mackey Water Treatment Plant Expansion) Series 2023A (Tax-Exempt)	Underwriter's Counsel	Negotiated
03/09/2023	$3,452,000	Celina, City of	Special Assessment Revenue Bonds Series 2023 (North Sky Public Improvement District Major Improvement Area Project)	Underwriter's Counsel	Negotiated
03/01/2023	$6,975,000	Coolidge ISD	Unlimited Tax School Building Bonds Series 2023	Bond Counsel	Competitive

EXHIBIT 1: ORRICK'S PUBLIC FINANCE EXPERIENCE IN TEXAS SINCE 2023

Sale Date	Par Amount	Issuer	Issue Description	Orrick's Role	Sales Type
03/01/2023	$256,000	Dublin, City of	Ltd Tax Notes Series 2023	Bond Counsel	Private Placement
03/01/2023	$3,590,000	Gulf Coast Water Authority	Contract Revenue Bonds (South Transmission System) Series 2023	Underwriter's Counsel	Negotiated
03/01/2023	$4,320,000	Montgomery Co MUD #113	Unlimited Tax Park Bonds Series 2023	Disclosure Counsel	Competitive
02/15/2023	$17,125,000	Corrigan-Camden ISD	Unlimited Tax School Building Bonds Series 2023	Underwriter's Counsel	Negotiated
02/15/2023	$81,485,000	Sands CISD	Unlimited Tax School Building Bonds Series 2023	Underwriter's Counsel	Negotiated
02/15/2023	$293,460,000	Spring ISD	Unlimited Tax School Building Bonds Series 2023	Co-Underwriter's Counsel	Negotiated
02/15/2023	$39,875,000	Stephenville ISD	Unlimited Tax School Building Bonds Series 2023	Underwriter's Counsel	Negotiated
02/15/2023	$6,235,000	Sugar Land, City of	Combination Tax and Revenue Certificates of Obligation Series 2023	Underwriter's Counsel	Negotiated
02/14/2023	$13,315,000	Lubbock Economic Development Alliance	Sales Tax Revenue Bonds Series 2023A	Bond Counsel	Private Placement
02/09/2023	$11,610,000	Rockwall Co	Unlimited Tax Road Bonds Series 2023	Underwriter's Counsel	Negotiated
02/01/2023	$4,015,000	Kyle, City of	Special Assessment Revenue Bonds Series 2023 (6 Creeks Public Improvement District Improvement Area #2B Project)	Underwriter's Counsel	Negotiated
02/01/2023	$17,563,000	Kyle, City of	Special Assessment Revenue Bonds Series 2023 (6 Creeks Public Improvement District Improvement Area #4 Project)	Underwriter's Counsel	Negotiated
02/01/2023	$11,500,000	Rio Vista ISD	Unlimited Tax School Building Bonds Series 2023	Underwriter's Counsel	Negotiated
02/01/2023	$6,720,000	Tioga, City of	Combination Tax and Revenue Certificates of Obligation Series 2023	Underwriter's Counsel	Negotiated
02/01/2023	$11,615,000	Victoria, City of	Utility System Revenue Bonds Series 2023	Underwriter's Counsel	Negotiated
01/01/2023	$6,548,000	DeSoto, City of	Special Assessment Revenue Bonds Series 2023 (Danieldale Homestead Public Improvement District Improvement Area #1 Project)	Co-Bond Counsel	Negotiated

Exhibit 2

Orrick's TIF Experience since 2016

EXHIBIT 2: ORRICK'S TIF EXPERIENCE SINCE 2016

Sale Date	Par Amount	Issuer	State of Issuer	Issue Description	Series of Issue	Orrick's Role
8/26/2026	$123,395,000	City of Temple	Texas	Reinvestment Zone Number One Tax Increment Revenue Bonds	Series 2026	Underwriter's Counsel
6/26/2025	$23,755,000	California Public Finance Authority	California	Tax Increment Rev Bonds	Series 2025 A	Bond Counsel
6/26/2025	$3,920,000	California Public Finance Authority	California	Tax Increment Rev Bonds	Series 2025 B	Bond Counsel
6/26/2025	$600,000	California Public Finance Authority	California	Tax Increment Rev Bonds	Series 2025 C	Bond Counsel
02/26/2025	$35,000,000	Harrisburg Redevelopment Authority	Pennsylvania	Tax Increment Contract Revenue Bonds	Series 2025	Disclosure Counsel
11/14/2024	$8,000,000	Iowa Colony Development Auth	Texas	Tax Increment Contract Rev Bonds	Series 2024	Special Tax Counsel
9/7/2023	$8,010,000	Iowa Colony Development Auth	Texas	Tax Increment Contract Rev Bonds	Series 2023	Special Tax Counsel
8/29/2023	$7,545,000	Redding Redev Agency	California	Tax Allocation Refunding Bonds	Series 2023	Disclosure Counsel; Bond Counsel
06/01/2023	$8,265,000	Kyle, City of	Texas	Tax Increment Revenue Bonds	Series 2023	Underwriter's Counsel
12/01/2022	$13,735,000	Development Auth. Of Pearland	Texas	Tax Increment Rev Bonds	Series 2022	Co-Bond Counsel
11/01/2022	$3,490,000	Hitchcock, City of	Texas	Tax Increment Bonds	Series 2022	Bond Counsel
9/8/2022	$5,280,000	Iowa Colony Development Auth	Texas	Contract Revenue Bonds	Series 2022	Special Tax Counsel
5/24/2022	$47,415,000	Portland City-Oregon	Oregon	Urban Renewal & Redev Bonds	2022 Series A	Underwriter's Counsel
12/01/2021	$4,255,000	Development Auth. Of Pearland	Texas	Tax Increment Rev Bonds	Series 2021	Co-Bond Counsel
9/9/2021	$6,105,000	Iowa Colony Development Auth	Texas	Tax Increment Contract Rev Bonds	Series 2021	Special Tax Counsel
9/01/2021	$8,575,000	Sienna Mgmt. District	Texas	Unlimited Tax and Tax Increment Contract Rev. Bonds	Series 2021	Disclosure Counsel
6/16/2021	$25,455,000	Temple, City of	Texas	Reinvestment Zone Np. One Tax Increment Rev. Bonds	Series 2021 A	Underwriter's Counsel
6/16/2021	$19,160,000	Temple, City of	Texas	Reinvestment Zone Np. One Tax Increment Rev. Bonds	Series 2021 B	Underwriter's Counsel
9/3/2020	$3,865,000	Iowa Colony Development Auth	Texas	Tax Increment Contract Rev Bonds	Series 2020	Special Tax Counsel
5/28/2020	$9,670,000	Truckee Successor Redev Agcy	California	Tax Allocation Refunding Bonds	Series 2020	Bond Counsel; Disclosure Counsel
2/20/2020	$7,610,000	Lago Mar Development Authority	Texas	Tax Increment Contract Rev Bonds	Series 2020	Underwriter's Counsel
12/3/2019	$4,105,000	Iowa Colony Development Auth	Texas	Tax Increment Contract Rev Bonds	Series 2019	Special Tax Counsel
10/16/2019	$38,657,000	Wisconsin Public Finance Auth	Wisconsin	Tax Increment Fin Grant Rev Bond	Series 2019	Bond Counsel; Issuer Counsel
8/20/2019	$10,600,000	Davis Redevelopment Agency	California	Tax Allocation Ref Bonds	2019 Series A	Underwriter's Counsel
8/20/2019	$12,220,000	Davis Redevelopment Agency	California	Tax Allocation Ref Bonds	2019 Series B	Underwriter's Counsel
12/12/2018	$31,000,000	Uptown Development Authority	Texas	Tax Increment Contract Revenue Bonds	Series 2018	Disclosure Counsel

EXHIBIT 2: ORRICK'S TIF EXPERIENCE SINCE 2016

Sale Date	Par Amount	Issuer	State of Issuer	Issue Description	Series of Issue	Orrick's Role
11/28/2018	$8,480,000	Iowa Colony Development Auth	Texas	Tax Increment Contract Rev Bonds	Series 2018	Special Tax Counsel
11/15/2018	$5,835,000	Development Authority of Pearland	Texas	Tax Increment Contract Revenue Bonds	Series 2018	Co-Bond Counsel
11/14/2018	$31,000,000	Uptown Development Authority	Texas	Tax Increment Contract Rev Bonds	Series 2018	Disclosure Counsel
10/18/2018	$13,605,000	Santa Ana Comm Redev Success Agcy	California	Tax Allocation Refunding Bonds	Series 2018 A	Bond Counsel
10/18/2018	$58,705,000	Santa Ana Comm Redev Success Agcy	California	Tax Allocation Refunding Bonds	Series 2018 B	Bond Counsel
9/20/2018	$23,565,000	Temple City-Texas	Texas	Tax Increment Revenue Bonds	Series 2018 A	Underwriter's Counsel
9/19/2018	$120,920,000	Coronado Successor Comm Dev Agcy	California	Tax Allocation Refunding Bonds	Series 2018 A	Underwriter's Counsel
8/28/2018	$35,385,000	Viridian Municipal Management Dt	Texas	Unltd Tx Utility & Road Imp Bonds	Series 2018	Underwriter's Counsel
3/6/2018	$29,720,000	Commerce Community Dev Comm Successor Agy	California	Tax Allocation Refunding Bonds	Series 2018 A	Bond Counsel
11/14/2017	$23,650,000	Culver City Successor Redev Agcy	California	Tax Allocation Refunding Bonds	Series 2017 B	Bond Counsel
11/14/2017	$74,785,000	Culver City Successor Redev Agcy	California	Tax Allocation Refunding Bonds	Series 2017 A	Bond Counsel
10/5/2017	$14,100,000	Rancho Mirage Successor Redev Agy	California	Tax Allocation Refunding Bonds	Series 2017 A	Bond Counsel
9/21/2017	$21,440,000	San Mateo Successor Redev Agy	California	Tax Allocation Refunding Bonds	2017 Series A	Bond Counsel; Disclosure Counsel
8/23/2017	$38,045,000	Moreno Valley Comm Redev Succ Agy	California	Sub Tax Allocation Ref Bonds	Series 2017	Bond Counsel
12/15/2016	$6,100,000	Lincoln Successor Redev Agcy	California	Tax Allocation Refunding Bonds	Series 2016 A	Bond Counsel; Disclosure Counsel
12/15/2016	$2,150,000	Lincoln Successor Redev Agcy	California	Tax Allocation Refunding Bonds	Series 2016 B	Disclosure Counsel; Bond Counsel
11/30/2016	$24,730,000	Rosemead CDC Successor Agy	California	Sub Tax Allocation Ref Bonds	2016 Series	Disclosure Counsel
10/19/2016	$30,010,000	Stockton Successor Redev Agcy	California	Tax Allocation Refunding Bonds	2016 Series B	Disclosure Counsel; Bond Counsel
10/19/2016	$73,310,000	Stockton Successor Redev Agcy	California	Tax Allocation Refunding Bonds	2016 Series A	Disclosure Counsel; Bond Counsel
9/14/2016	$18,830,000	Folsom Successor Redev Agcy	California	Tax Allocation Refunding Bonds	Series 2016 B	Bond Counsel; Disclosure Counsel
9/14/2016	$34,925,000	Folsom Successor Redev Agcy	California	Tax Allocation Refunding Bonds	Series 2016 A	Disclosure Counsel; Bond Counsel
9/7/2016	$33,095,000	March Jt Powers Successor Redev Agcy	California	Tax Allocation Refunding Bonds	Series 2016 A	Bond Counsel
8/16/2016	$26,533,000	Wisconsin Public Finance Auth	Wisconsin	Tax Increment Fin Grant Rev Bonds	Series 2016	Bond Counsel; Issuer Counsel
6/30/2016	$37,470,000	Indian Wells Successor Redev Agcy	California	Sub Tax Allocation Ref Bonds	Series 2016 A	Disclosure Counsel
3/23/2016	$27,850,000	San Bernardino Successor Redev Agy	California	Tax Allocation Refunding Bonds	Series 2016 A	Bond Counsel
3/23/2016	$16,030,000	San Bernardino Successor Redev Agy	California	Tax Allocation Refunding Bonds	Series 2016 B	Bond Counsel

EXHIBIT 2: ORRICK'S TIF EXPERIENCE SINCE 2016

Sale Date	Par Amount	Issuer	State of Issuer	Issue Description	Series of Issue	Orrick's Role
3/16/2016	$15,745,000	Commerce Community Dev Comm Successor Agy	California	Tax Allocation Refunding Bonds	Series 2016 A	Bond Counsel
3/16/2016	$25,880,000	Commerce Community Dev Comm Successor Agy	California	Tax Allocation Refunding Bonds	Series 2016 B	Bond Counsel
2/24/2016	$36,540,000	Garden Grove Comm Dev Successor Agy	California	Tax Allocation Bonds	Issue of 2016	Underwriter's Counsel

Orrick, Herrington & Sutcliffe LLP
609 Main Street
40th Floor
Houston, TX 77002-3106

+1 713 658 6400
orrick.com

Clay Holland

E clayton.holland@orrick.com
D +1 713 658 6799
F +1 713 658 6401

September 24, 2026

Board of Directors
Lake Houston Redevelopment Authority
c/o Hunton Andrews Kurth LLP
Houston, Texas 77002

Re: Bond Counsel Services

Dear Chairman and Directors:

On behalf of Orrick, Herrington & Sutcliffe LLP ("Orrick"), I would like to express our appreciation for your choice of our firm to serve as bond counsel ("Bond Counsel") to the Lake Houston Redevelopment Authority (the "Authority"), in connection with the Authority's issuance of bonds, notes and other obligations (collectively, the "Bonds"). The purpose of this engagement letter and the attached Standard Terms of Engagement (collectively, the "Agreement") is to confirm the terms and conditions upon which Orrick will provide legal services to the Authority. We believe that a mutual understanding of these terms and conditions at the outset is fundamental to establishing a good working relationship.

Orrick's services as bond counsel to the Authority will consist of the Customary Bond Counsel Services described in the Standard Terms of Engagement attached as Exhibit A.

In consideration of the delivery of our approving opinion as contemplated by the Customary Bond Counsel Services, the Authority shall pay Orrick a fee determined in accordance with the schedule attached as Exhibit B.

This engagement letter and the attached Standard Terms of Engagement represent the entire understanding and agreement between the Authority and Orrick with respect to the subject matter referred to herein. The Authority acknowledges that this engagement letter and the attached Standard Terms of Engagement have been carefully reviewed and their content understood and that the Authority agrees to be bound by all of the terms and conditions and represents that the person signing below has been authorized to close on behalf of the Authority. Furthermore, the Authority acknowledges that Orrick has made no representations or guarantees to the Authority regarding the successful issuance of the Bonds, the tax status of interest on the Bonds or the time necessary to complete the issuance of the Bonds.

Nothing in the Agreement or in any of the documents contemplated hereby, expressed or implied, is intended or shall be construed to give any person other than the Authority and Orrick any legal or equitable right or claim under or in respect of the Agreement or with respect to services contemplated hereby, and the Agreement shall inure to the sole and exclusive benefit of the Authority and Orrick.

The provisions of this engagement letter may only be amended in writing and signed by both parties.

The Agreement will take effect upon execution of this engagement letter, but its effective date will be retroactive to the date Orrick first performed services at the direction of the Authority or its authorized representatives. This engagement letter may be executed in counterparts, and an electronically transmitted signature shall be deemed to be the legal equivalent of an original signature.

If you have any questions, please contact the undersigned. If the foregoing, together with the attached Standard Terms of Engagement, is satisfactory, please sign and return a copy of this letter to me. We look forward to working with you.

ORRICK, HERRINGTON & SUTCLIFFE LLP

By:_____
Clayton Holland, Partner

ACKNOWLEDGED AND AGREED TO:

LAKE HOUSTON REDEVELOPMENT AUTHORITY

By:_____
Chairman

EXHIBIT A

STANDARD TERMS OF ENGAGEMENT
(Bond Counsel and/or Disclosure Counsel)

Except as modified in writing by the engagement letter accompanying these Standard Terms of Engagement (the "Engagement Letter") or in another agreement signed by the Authority (as defined in the Engagement Letter) and Orrick, Herrington & Sutcliffe LLP ("Orrick") the following provisions shall apply to the relationship between Orrick and the Authority.

1. The Client

Orrick's engagement is only on behalf of the Authority. In performing the services set forth in the Engagement Letter, Orrick will act as special counsel to the Authority with respect to issuance of the Bonds; Orrick will assist the Authority's counsel in representing the Authority with respect to the Bonds in a manner consistent with Orrick's role set forth in the Engagement Letter. Orrick's representation of the Authority, does not encompass any governing board member, officer or employee of the Authority; any agency, department or office part of or affiliated with the Authority; or any other person or entity affiliated with the Authority. If any of these persons or entities require the services of counsel in connection with the Bonds, Orrick would be pleased to discuss whether Orrick might be able to represent any of them, but any such representation would need its own engagement letter, and would depend on Orrick's review and disclosure to all concerned of any conflicts of interest that may arise in connection with any such concurrent representation, and on appropriate consents being obtained from the Authority and from those seeking such additional representation.

2. Scope of Engagement

The scope of Orrick's representation of the Authority is limited to the specific services identified in the Engagement Letter and such additional matters as the Authority and Orrick may in their mutual discretion agree to in writing from time to time. In each case, Orrick's agreement to any expansion of the scope of its representation of the Authority will be subject, among other things, to such additional conflict checks, waivers, approvals and other arrangements as Orrick may in its professional judgment deem necessary or appropriate in the circumstances and may be conditioned upon such fee adjustments or retainers as Orrick may require. Except as otherwise expressly provided in any written engagement letter (or a written amendment of a prior engagement letter) between Orrick and Authority entered into in connection with such expansion of the scope of Orrick's representation, the agreement reflected in these Standard Terms of Engagement and in the Engagement Letter applies to Orrick's current representation of the Authority and, to the fullest extent practicable, to any subsequent matters that Orrick agrees to undertake on the Authority's behalf. Orrick's services will not extend to other business or legal affairs of the Authority or to any other aspect of the Authority's activities. Orrick's receipt or use of confidential or other information from the Authority or others in the course of the representation

described in the Engagement Letter does not mean that Orrick will render any advice or services other than those described in the Engagement Letter.

The parties agree that Orrick is not acting in a staff capacity or otherwise assuming the responsibilities for any public official currently designated in the Authority's conflict of interest code. The parties also agree that Orrick is not being retained to, has no duty to, and will not, advise the Authority as to (a) whether it should issue the Bonds, (b) the size of the principal amount of the Bonds, (c) what project(s) is/are to be financed or refinanced through the issuance of the Bonds (the "Project"), (d) whether the Authority should enter into any contracts related to the possible issuance of the Bonds or (e) the financial terms to be included in the Bonds and/or any such contracts (collectively, the "Governmental Decisions"). The parties also agree that Orrick is not being retained, and has no duty, to provide financial advice of any kind to the Authority in connection with the foregoing. The Authority, through its governing board, staff and independent legal counsel, will be exercising its independent judgment regarding the Governmental Decisions. The Authority acknowledges that Orrick has not been involved with the preliminary discussions, reasoning, planning, drawing of plans and specifications and solicitation of bids related to the Project.

Customary Bond Counsel Services

As Bond Counsel, Orrick shall perform the following legal services:

(1) Analysis of eligibility of the project(s) and purpose(s) for financing under state law and for interest on the Bonds to excluded from gross income for federal income tax purposes.

(2) Consultation with representatives of the Authority, the Authority's financial advisor, underwriters, and other consultants and advisors, with respect to the timing, terms, and legal structure of the proposed Bonds.

(3) Preparation of the resolutions of the Authority and City of Houston, Texas Reinvestment Zone Number 10 approving the issuance and sale of the Bonds and all other documents to be adopted or entered into by the Authority required for the issuance of the Bonds (the "Major Legal Documents").

(4) In the case of a refunding, preparation of the refunding escrow agreement.

(5) Preparation of summaries of the Major Legal Documents included in the official statement for the Bonds (the "Official Statement").

(6) Attendance and participation in such meetings of the Authority and working group meetings or conference calls as the Authority may request.

(7) Preparation of final closing papers to be executed by the Authority required to effect delivery of the Bonds (including the Tax Agreement).

(8) Rendering of Orrick's customary form of final legal opinion to the Authority on the validity of the Bonds and the tax-exempt status of interest thereon, and, if required by the underwriters of the Bonds, Orrick's customary form of supplemental opinion to the underwriters on the accuracy of summaries contained in the Official Statement of the Major Legal Documents and the tax portion of said final legal opinion and certain other matters and, in the case of a refunding, Orrick's customary form of defeasance opinion.

(9) Providing, in electronic form, closing transcripts.

Limitations

Bond Counsel services are limited to those specifically set forth above. For example, Bond Counsel services do not include representation of the Authority or any other party in any litigation or other legal or administrative proceeding, audit or investigation involving the Bonds or any use or investment of the proceeds thereof, or any related matter. Additionally, Bond Counsel services do not include any responsibility for the preparation or content of any Official Statement or other disclosure document or presentation (other than preparation of a summary of the Major Legal Documents and of the portion of the opinion to be rendered by Bond Counsel concerning certain tax matters) or any rating agency or investor presentation or the preparation of any credit enhancement agreement, investment agreement or swap agreement. Bond Counsel services also do not include any responsibility for compliance with any federal or state securities laws, environmental, land use, procurement, real estate, construction, insurance or (except as required for tax exemption of the Bonds) tax laws or for title to, recording, filing or perfection or continuation of any liens or security interests in real or personal property. It is not the role or responsibility of Bond Counsel to assure that the interests of any parties other than the Authority are addressed or that any conditions to closing the transaction, other than as necessary in Bond Counsel's judgment to render the legal opinions delivered by Bond Counsel, have been satisfied or addressed. Neither Bond Counsel's role in the Bond closing nor Bond Counsel's provision of closing transcripts shall imply the completeness or adequacy of any items included in the closing transcript for any purpose other than as expressly addressed in the legal opinions delivered by Bond Counsel. Bond Counsel services are limited to legal advice and do not include any financial advice or analysis, including advice concerning whether or not to issue the Bonds, or adopt any Bond related resolutions or enter into any Bond related agreements. Bond Counsel services do not extend past the date of issuance of the Bonds and do not, for example, include services related to rebate or other post-issuance tax compliance, continuing disclosure, amendments to any of the Bond related documents, post-issuance investments, interest rate swaps or management contracts entered into after the date of issuance of the Bonds, or redemption or defeasance of the Bonds. Any involvement by Bond Counsel in any of the matters referred to in this paragraph shall not constitute a waiver of any of the foregoing limitations on Bond Counsel's responsibilities unless otherwise agreed to in writing.

Customary Disclosure Counsel Services

At the request of the Authority, Orrick is prepared to perform the following legal services:

(1) Preparation or assistance in preparation of a preliminary official statement (the "Preliminary Official Statement") and a final official statement (the "Official Statement") for the Bonds. Such assistance will consist of participation in conferences with the Authority, the underwriters of the Bonds (the "Underwriters"), their respective counsel, the Authority's financial advisor and other relevant participants, assistance in the preparation of information about the Bonds, the Authority and other material information and assistance in coordinating posting, printing or reproduction of the Preliminary Official Statement and the Official Statement, the cost of which shall be the responsibility of the Authority.

(2) Rendering, in Orrick's customary form, a so called "10b-5 letter" (subject to customary limitations and exclusions).

In performing Disclosure Counsel services, Orrick will be entitled to rely on the accuracy and completeness of information provided and certifications made by the Authority, the financial advisor, consultants, accountants, the underwriters, various counsel and other parties, without independent investigation or verification. While Orrick will undertake certain activities in order to provide the negative conclusion that constitutes the so-called "10b-5 letter", such activities are inherently limited in character and in scope. They cannot and will not encompass all of the activities an underwriter may be required to undertake in order to establish a due diligence or reasonable investigation defense (if available), and the securities laws do not permit an underwriter to delegate completely duties of due diligence or reasonable investigation it may have to counsel.

Limitations

Disclosure Counsel services will be limited to those specifically set forth above and, for example, will not include other services, including but not limited to matters relating to the mode or manner of dissemination of the official statement, the accuracy of any printing or posting of the official statement, registration or qualification of the Bonds under federal or state securities laws, derivative products, or regulatory matters (such as compliance with FINRA or MSRB rules or other broker-dealer regulations), and will not include preparation or review of any rating agency or investor presentation or representation in any litigation or other legal or administrative proceeding, audit or investigation involving the Official Statement, the Bonds, the Project or any related matter. Disclosure Counsel services do not include any financial advice or analysis. Disclosure Counsel services are limited to legal advice and do not extend past the date of issuance of the Bonds and do not, for example, include services related to any post issuance amendment of or supplement to the Official Statement or to any continuing disclosure. Any involvement by Disclosure Counsel in any of the matters referred to in this paragraph shall not constitute a waiver of any of the foregoing limitations on Disclosure Counsel's responsibilities unless otherwise agreed to in writing.

Additional Legal Services

Orrick is prepared to provide legal services to the Authority (including advice regarding non-traditional financing alternatives) other than or in addition to the legal services contemplated by Customary Bond Counsel Services and Customary Disclosure Counsel Services.

3. Costs and Expenses

Except as otherwise agreed by Orrick and the Authority, our fee includes our costs and expenses incurred in connection with the services set forth in the Engagement Letter.

Administrative and regulatory fees (including the Texas Attorney General's fees for review and approval of the Bonds) and expenses and filing, publication and printing costs and expenses required or incurred in connection with the Bonds (including the cost of preparation of a final transcript of proceedings for each series of Bonds) shall be paid by the Authority or, if paid by Orrick on behalf of the Authority, the Authority shall reimburse Orrick for such fees, costs and expenses upon demand.

If any claim or action is brought against Orrick or any of its personnel which alleges negligence or wrongdoing of the Authority, or if Orrick or any current or former attorney or employee of Orrick is asked or required by a third party to testify or produce documents as a result of Orrick's representation of the Authority, the Authority agrees to pay Orrick for any resulting costs or expenses, including Orrick's time, even if Orrick's representation of the Authority has ended. This paragraph is not intended to apply to any claim brought by or on behalf of the Authority alleging wrongdoing by Orrick.

4. Waiver of Conflicts of Interest

Orrick's agreement to represent the Authority is conditioned upon the understanding that Orrick is free to represent any clients (including entities that may be adverse to the Authority) and to take positions adverse to either the Authority or an affiliate in any matters (whether involving the same substantive area(s) of law for which the Authority has retained Orrick or some other unrelated area(s), and whether involving business transactions, counseling, litigation or otherwise), which do not involve the same factual and legal issues as matters for which the Authority has retained us or may hereafter retain us. Orrick agrees, however, to not represent any party other than the Authority in connection with the Bond financing prior to the date of termination (determined in accordance with Paragraph 8 hereof) without the consent of the Authority. In this connection, the Authority should be aware that Orrick regularly provides legal services for many private and public entities in connection with a wide variety of matters. (A summary of Orrick's current practice areas and the principal industries in which Orrick represents clients can be found on Orrick's web site at www.orrick.com.) Orrick will, of course, hold in confidence the Authority's secrets and confidences. Similarly, the Authority understands that while Orrick may obtain confidential information from other clients that may be of interest to the Authority, Orrick

cannot share such information with the Authority. The Authority consents to these other representations, agrees that it will not seek to disqualify Orrick from any such present or future representations, and waives any actual or potential conflict of interest that might arise or be deemed to arise, now or in the future, so long as those other representations do not involve the same factual and legal issues as a current active engagement for the Authority.

5. Internal Communications

The occasion might arise for the Orrick attorneys providing service to the Authority to consult regarding Orrick's engagement for the Authority with Orrick's own counsel (e.g., Orrick's Chief Legal Officer, other firm lawyers working with Orrick's Chief Legal Officer who do not perform work for the Authority with respect to the Bonds, or Orrick's own outside counsel). To the extent that Orrick is addressing Orrick's own rights or responsibilities, a conflict of interest might be deemed to exist between Orrick and the Authority as to such consultation or resulting communications, particularly if a dispute were ever to arise between Orrick and the Authority regarding the Bonds or matters relating to the issuance of the Bonds. The Authority hereby consents to such consultation occurring, and waives any claim of conflict of interest based on such consultation or resulting communications that could otherwise disqualify Orrick from continuing to represent the Authority or from acting in Orrick's own behalf, even if such consultation or communications might be deemed adverse to the interests of the Authority. The Authority acknowledges and agrees that any such consulting and communications are protected by Orrick's own attorney client privilege from disclosure to the Authority.

6. Responsibilities of Orrick and the Authority

Orrick will provide to the Authority legal counsel and assistance in accordance with the accompanying engagement letter and this Standard Terms of Engagement. The Authority will not look to or rely upon Orrick for any investment, accounting, financial or other non-legal advice, including without limitation any advice regarding the character or credit of any person with whom the Authority may be dealing. Although Orrick will at times communicate with the Authority by e-mail, letter, or other written form, Orrick may provide much of its counsel and assistance in telephone conversations and meetings with the Authority. In addition, Orrick shall have the right, subject to applicable rules of professional responsibility, to discard any files or other materials relating to the Bonds either before or after termination of Orrick's representation of the Authority.

For Orrick to represent the Authority effectively, Orrick needs the Authority to provide Orrick with complete and candid information regarding matters relating to the Bonds and the Project, and, if Orrick is providing Disclosure Counsel Services, regarding financial, operating and other information material to prospective investors in the Bonds, to keep Orrick informed of relevant developments, to make decisions necessary for Orrick to fulfill its responsibilities with respect to the Bonds and otherwise to provide to Orrick the Authority's reasonable assistance and cooperation.

Orrick shall maintain errors and omissions insurance coverage applicable to the services to be rendered pursuant to the Engagement Letter.

The Engagement Letter and these Standard Terms and Conditions shall not be the basis of any breach of contract claim that would have the effect of extending any statute of limitations pertaining to legal malpractice to the statute of limitations pertaining to breach of contract.

Orrick will not be responsible for any services performed by, or acts or omissions of, any co-counsel or other transaction participant.

7. Client Files (Cloud Storage, Retention and Disposition)

Orrick recognizes that cloud computing services offer valuable tools to Orrick's clients and has entered into arrangements with certain providers of those services to host, process, and analyze data, including client data. Like online services or platforms, cloud computing services are not immune from security compromises. While Orrick maintains a cyber security vendor risk management program, Orrick cannot guarantee the security of any cloud computing service, including third-party cloud computing services utilized by Orrick. If the Authority does not wish to have its information and data stored with third party cloud service providers, the Authority must advise Orrick not to do so. Orrick will not be responsible for security or confidentiality breaches that occur with respect to any cloud computing service.

Unless otherwise required by specific Authority instruction, Orrick will retain all hardcopy and electronic records for a period of years consistent with Orrick's internal record retention policy. When that time expires, Orrick's policy is to destroy all records related to the Bonds in a manner that preserves confidentiality. The Authority understands and agrees that records related to the Bonds will be destroyed in the absence of such alternate instruction. For these purposes "records" includes paper files as well as information in other mediums of storage including voicemail, email, printer files, electronic document files, facsimiles, dictation recordings, video files, and other formats.

Orrick reserves the right to make, at Orrick's expense, certain copies of all documents generated or received by Orrick in the course of Orrick's representation of the Authority. Orrick will maintain the confidentiality of all documents throughout this process.

Orrick's own files pertaining to the Bonds will be retained by the firm (as opposed to being sent to the Authority) or destroyed. These firm files may include internal communications, firm administrative records, time and expense reports, personnel and staffing materials, and credit and account records. Orrick reserves the right to destroy or otherwise dispose of any of Orrick's own files within a reasonable time after the engagement has concluded.

8. Termination

The Authority may terminate Orrick's representation of the Authority at any time, with or without cause. Orrick may terminate its representation of the Authority at any time, with or without cause, subject to applicable rules of professional responsibility, including if, among other things, the Authority fails to cooperate or follow Orrick's advice on a material matter, or any fact or circumstance arises that, in Orrick's view, renders Orrick's continuing representation unlawful or unethical. Orrick may terminate or suspend its representation of the Authority, subject to applicable rules of professional responsibility, if the Authority fails to make timely payment on any invoice. In the event of termination by either the Authority or Orrick, the Authority shall pay Orrick fees and costs for work performed prior to termination and Orrick will have no responsibility or liability whatsoever for any subsequent use of documents prepared or advice provided by Orrick prior to termination.

9. Date of Termination

Orrick's representation of the Authority with respect to the matters covered by the Engagement Letter will be considered terminated at the earliest of (i) the Authority's termination of the representation, (ii) Orrick's termination of the representation, or (iii) the substantial completion of Orrick's substantive work for the Authority. Sections 3, 4, 5 and 7 of this Standard Terms of Engagement shall survive termination of the representation.

EXHIBIT B

FEES AND EXPENSES

For Customary Bond Counsel Services, unless otherwise agreed by Orrick and the Authority, Orrick will be paid a fee with respect to each series of Bonds in an amount equal to 1% of the first $10,000,000 of principal amount plus 0.5% of principal amount over $10,000,000, with a minimum fee of $55,000 and a maximum fee of $175,000.

For non-traditional financings (including variable or floating rate transactions, tax credit financings, forward or delayed delivery transactions, or interest rate lock financings) or if the scope of our services is expected to vary materially from the description contained in this Agreement, our fee will be determined in a manner that is mutually acceptable to and agreed upon by the Authority and Orrick prior to commencement of work on the financing. If Orrick is requested to provide Customary Disclosure Counsel Services or Additional Legal Services, Orrick will be compensated based on a blended hourly rate of $660 for all attorneys unless otherwise agreed upon by the Authority and Orrick prior to commencement of work associated with such services.

Except as otherwise agreed by Orrick and the Authority, our fees include our costs and expenses incurred in connection with the services set forth in the Engagement Letter. However, administrative and regulatory fees and expenses (such as the Texas Attorney General's statutory review fee) and filing, printing and publication costs and expenses shall be paid by the Authority (or, if not, reimbursed to Orrick upon request). Our fees for Customary Bond Counsel Services and Customary Disclosure Counsel Services shall be payable upon the sale and delivery of the Bonds.

Invoices shall be payable by the Authority upon issuance of the Bonds if payable from Bond proceeds and otherwise within 30 days of receipt. The obligation to pay our invoices is solely the Authority's and is not contingent upon any right of the Authority may have for reimbursement, indemnification or insurance; or the Authority's receipt of any other form of payment the Authority may claim or expect to receive from some other party.

TAB

EIGHT

Lake Houston Redevelopment Authority

Change Order No. 13

Date of Issuance: August 13, 2026
Owner: Lake Houston Redevelopment Authority
Contractor: Harper Brothers Construction
Engineer: Cobb, Fendley & Associates Inc. (CF)
Project: NorthPark Overpass Project (T-1013)

Owners Contract No: T-1013
Contractor's Project No:
Engineer's Project No: 2615-006-02

The Contract is modified as follows upon execution of this Change Order:

Description: This change order incorporates three items into the contract. See attached pages for detailed justifications for each item.

Attachments: CF justification page, CF spreadsheet with price total, HBC work item breakdown for each item.

CHANGE IN CONTRACT PRICE	CHANGE IN CONTRACT TIMES
Original Contract Price: $ 56,581,780.15	Original Contract Times: Substantial Completion: 937 Calendar days Ready for Final Payment:
Increase from previously approved Change Orders No. 1 to No. 12: $ 1,474,772.28	[Increase] from previously approved Change Orders No. 1 to No. 12 : Substantial Completion: 1138 Calendar Days Ready for Final Payment:
Contract Price prior to this Change Order: $ 58,056,552.43	Contract Times prior to this Change Order: Substantial Completion: 1138 Calendar Days Ready for Final Payment:
Increase of this Change Order: $ 14,188.24	[Increase] of this Change Order: Substantial Completion: 0 Calendar Days Ready for Final Payment:
Contract Price incorporating this Change Order: $ 58,070,740.67	Contract Times with all approved Change Orders: Substantial Completion: 1,138 Calendar Days Ready for Final Payment:

RECOMMENDED:	ACCEPTED:	ACCEPTED:
By:	By:	By:
Engineer (if required)	Owner (Authorized Signature)	Contractor (Authorized Signature)
Title: SR Project Manager	Title	Title PROJECT MANAGER
Date: 9/15/2026	Date	Date 9/15/2026

Approved by Funding Agency (if applicable)

By: _____ Date: _____

Title: _____

Change Order #13 - Price Breakdown

Owner: Lake Houston Redevelopment Authority
Project: North Park Drive Overpass Project (T-1013)
Contractor: Harper Brothers Construction
Date: Tuesday, September 15, 2026

CO#11 Items:	Description:	Quantity	Unit	Price	Subtotal Price	Total
Item 01	Removal of Cased and Grout Encased Storm Sewer Pipe	96	LF	$ 212.26	$ 20,376.96	$ 20,376.96
Item 02	Offsite Drainage Connections to Northpark Storm Sewer	2	EA	$ 9,878.32	$ 19,756.64	$ 19,756.64
Item 03	Mermaid Car Wash Force Main Connection Point Installation	1	LS	$ 6,629.64	$ 6,629.64	$ 6,629.64
Item 04	WM 09 1.5" - 2" Water Tap and Service long side	-5	EA	$ 5,250.00	$ (26,250.00)	$ (26,250.00)
Item 05	WM 23 1.5" Diameter Water Meter	-1	EA	$ 6,325.00	$ (6,325.00)	$ (6,325.00)

CO #11 Total Cost:	**$ 14,188.24**
Previous Project Total:	$ 58,056,552.40
New Project Total:	$ 58,070,740.64

NorthPark Drive Over Pass Project (T-1013)

Change Order #13 – Justification of Change Order Items:

Item 01: Removal of cased and grout encased storm sewer pipe. At Station 26+75 an existing 72-inch storm sewer line was in direct conflict with the proposed storm sewer and had to be removed. Although it was assumed to be 72-inch pipe, the existing storm sewer was actually encased with a larger steel pipe and mesh reinforced grout. Removal of the this existing storm sewer required more time and effort than a typical plain pipe removal. The contractor performed this work on a time and materials basis. CobbFendley has reviewed the contractor's proposal and determined that the equipment, time and labor match the effort that occurred in the field.

Item 02: Existing private storm sewer systems from Warren's Southern Gardens and Millennium Motors had to be tied into the new storm sewer system on Northpark Drive. The existing private storm sewer systems were connected via PVC pipe through the back of new curb inlets. The contractor performed this work on a time and materials basis. CobbFendley has reviewed the contractor's proposal and determined that the equipment, time and labor match the effort that occurred in the field.

Item 03: Force Main modifications to provide a force main connection point for Mermaid Car Wash. The private 2.5-inch diameter force main along Northpark Drive had to be modified to allow Mermaid Car Wash to connect their gray water line. To provide a force main access point for Mermaid Car Wash, a backflow preventer was added to the force main just upstream of the proposed access point. The access point also required the installation of a tee on the force main and a lateral pipe coming off the force main. This lateral pipe includes another backflow preveter. The contractor performed this work on a time and materials basis. CobbFendley has reviewed the contractor's proposal and determined that the equipment, time and labor match the effort that occurred in the field.

Item 04: Contract Item WM 09 1.5" – 2" Water Tap and Service long side – Reduction of contract quantity by 5 Ea. Actual quantity constructed was less than the original contract quantity. The contract quantity will be adjusted to match the as-built quantity.

Item 05: Contract Item WM 23 1.5" Diameter Water Meter – Reduction of contract quantity by 1 EA. Item was not needed on the project.

CO #13

Item 01: Removal of Cased and Grout Encased Storm Sewer Pipe

HARPER BROTHERS
CONSTRUCTION

HOUSTON
654 N. Sam Houston Pkwy East
Suite 330
Houston, TX 77060

SAN ANTONIO
11550 IH 10 West
Suite 100
San Antonio, TX 78230

August 5, 2026

COBB, FENDLEY & ASSOCIATES
4424 W Sam Houston Parkway N, Suite 600
Houston, Texas 77041

Reference: Lake Houston Redevelopment Authority Northpark Drive Overpass Project (T-1013) COH WBS No.: N-T10000-001-3
TxDOT CSJ: 0912-37-232
County: Montgomery
Subject: Proposed CO pricing - Removal of Cased and Grouted 72in RCP

Attention: Thomas A. Artz, PE
Senior Construction Manager

Dear Sir:

Upon beginning construction of the 7 x 6 RCB lateral at ~Sta 26+75 the existing 72" storm sewer had to be removed as it was in direct conflict with the flowline of the new RCB. Upon beginning to attempt to remove the existing storm sewer, it was discovered that it was installed in a casing and that casing was grout filled with mesh reinforcement. Please see the attached request for additional compensation for the removal of this 72' storm sewer as it required additional measures over and above what would be covered by the bid item "REMOVE AND DISPOSE OF PIPE CULVERTS, SEWERS, AND SEWER LEADS"

This would add a new contract item as follows:

Contract Item	Description	UOM	Quantity	Unit Price	Extension
SW.04.2	REMOVAL OF CASED AND GROUT ENCASED STORM SEWER	LF	96.00	$212.26	$20,376.96

Should you have questions or need additional information please let me know.

Sincerely,

Josh Laney

Project Manager
Harper Brothers Construction

Description	Unit Price	Unit	Qty.	Total Hours	Cost	Cost Summary
Removal of 72" Cased and Grouted RCP under Northpark						
HBC Labor						
HBC Storm (Foreman and 7 guys) 7/30/26	$ 27.50	HR	8	5.0	$ 1,100.00	
HBC Storm (Foreman and 7 guys) 7/31/26	$ 27.50	HR	8	4.0	$ 880.00	
HBC Storm (Foreman and 7 guys) 8/01/26	$ 27.50	HR	8	4.0	$ 880.00	
HBC Storm (Foreman and 7 guys) 8/03/26	$ 27.50	HR	8	5.0	$ 1,100.00	
HBC Storm (Foreman and 7 guys) 8/04/26	$ 27.50	HR	8	5.0	$ 1,100.00	
Sub-total Labor					$ 5,060.00	
55% Labor Burden					$ 2,783.00	
10% Labor Markup					$ 506.00	
Total Labor						**$ 9,449.00**
HBC Equipment						
Foreman Truck	$ 32.18	HR	1.00	23.0	$ 740.14	
Volvo 380 Excavator	$ 140.93	HR	1.00	23.0	$ 3,241.39	
Volvo L90H Loader	$ 82.56	HR	1.00	23.0	$ 1,898.88	
Hitachi 135 Excavator W/Breaker	$ 102.03	HR	1.00	23.0	$ 2,346.69	
Sub-total Equipment					$ 8,227.10	
10% Equipment Markup					$ 822.71	
Total Equipment						**$ 9,049.81**
HBC Material						
					$ -	
Sub-total Material					$ -	
10% Material Markup					$ -	
Total Material						**$ -**
Subcontractor						
Canales Trucking	$65.00	HR	1.00	10.0	$ 650.00	
Sub-total Subcontractor					$ 650.00	
10% Subcontractor Markup					$ 65.00	
Total Subcontractor						**$ 715.00**
Subtotal						**$ 19,213.81**
5% Profit						**$ 960.69**
1% Bond						**$ 201.75**
Removal of 72" Cased and Grouted RCP under Northpark						**$ 20,376.25**

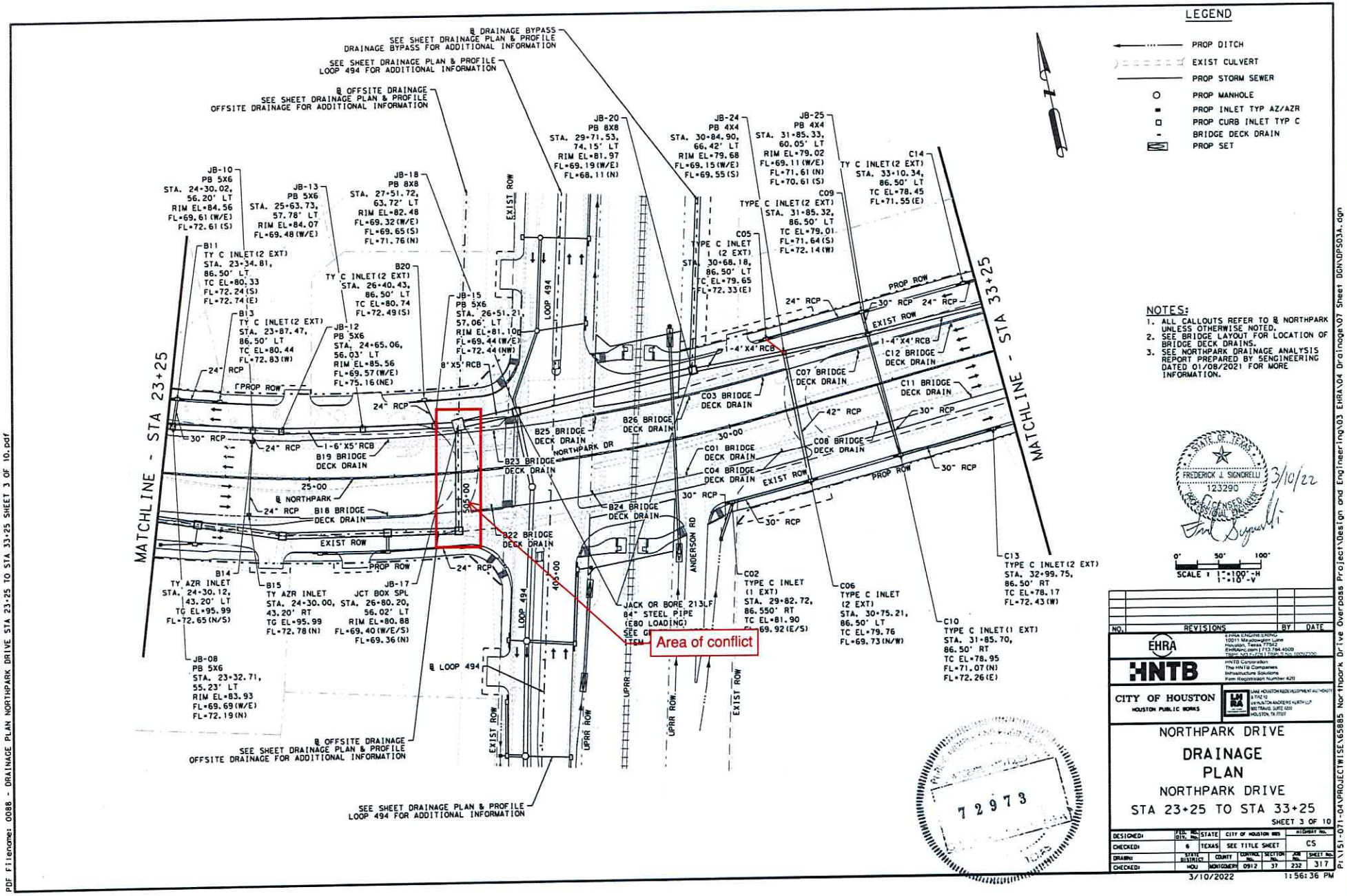
LEGEND
PROP DITCH
EXIST CULVERT
PROP STORM SEWER
PROP MANHOLE
PROP INLET TYP AZ/AZR
PROP CURB INLET TYP C
BRIDGE DECK DRAIN
PROP SET
NOTES:
1. ALL CALLOUTS REFER TO ℄ NORTHPARK UNLESS OTHERWISE NOTED.
2. SEE BRIDGE LAYOUT FOR LOCATION OF BRIDGE DECK DRAINS.
3. SEE NORTHPARK DRAINAGE ANALYSIS REPORT PREPARED BY SENGINEERING DATED 01/08/2021 FOR MORE INFORMATION.
MATCHLINE - STA 23+25
MATCHLINE - STA 33+25
℄ DRAINAGE BYPASS
SEE SHEET DRAINAGE PLAN & PROFILE
DRAINAGE BYPASS FOR ADDITIONAL INFORMATION
SEE SHEET DRAINAGE PLAN & PROFILE
LOOP 494 FOR ADDITIONAL INFORMATION
℄ OFFSITE DRAINAGE
SEE SHEET DRAINAGE PLAN & PROFILE
OFFSITE DRAINAGE FOR ADDITIONAL INFORMATION
JB-10 PB 5X6 STA. 24+30.02, 56.20' LT RIM EL=84.56 FL=69.61(W/E) FL=72.61(S)
JB-13 PB 5X6 STA. 25+63.73, 57.78' LT RIM EL=84.07 FL=69.48(W/E)
JB-18 PB 8X8 STA. 27+51.72, 63.72' LT RIM EL=82.48 FL=69.32(W/E) FL=69.65(S) FL=71.76(N)
JB-20 PB 8X8 STA. 29+71.53, 74.15' LT RIM EL=81.97 FL=69.19(W/E) FL=68.11(N)
JB-24 PB 4X4 STA. 30+84.90, 66.42' LT RIM EL=79.68 FL=69.15(W/E) FL=69.55(S)
JB-25 PB 4X4 STA. 31+85.33, 60.05' LT RIM EL=79.02 FL=69.11(W/E) FL=71.61(N) FL=70.61(S)
C14 TY C INLET(2 EXT) STA. 33+10.34, 86.50' LT TC EL=78.45 FL=71.55(E)
C09 TYPE C INLET(2 EXT) STA. 31+85.32, 86.50' LT TC EL=79.01 FL=71.64(S) FL=72.14(W)
C05 TYPE C INLET (2 EXT) STA. 30+68.18, 86.50' LT TC EL=79.65 FL=72.33(E)
B11 TY C INLET(2 EXT) STA. 23+34.81, 86.50' LT TC EL=80.33 FL=72.24(S) FL=72.74(E)
B20 TY C INLET(2 EXT) STA. 26+40.43, 86.50' LT TC EL=80.74 FL=72.49(S)
B13 TY C INLET(2 EXT) STA. 23+87.47, 86.50' LT TC EL=80.44 FL=72.83(W)
JB-12 PB 5X6 STA. 24+65.06, 56.03' LT RIM EL=85.56 FL=69.57(W/E) FL=75.16(NE)
JB-15 PB 5X6 STA. 26+51.21, 57.06' LT RIM EL=81.10 FL=69.44(W/E) FL=72.44(NW)
8'X5' RCB
1-4'X4' RCB
C12 BRIDGE DECK DRAIN
C07 BRIDGE DECK DRAIN
C11 BRIDGE DECK DRAIN
C03 BRIDGE DECK DRAIN
B26 BRIDGE DECK DRAIN
B25 BRIDGE DECK DRAIN
C01 BRIDGE DECK DRAIN
C04 BRIDGE DECK DRAIN
C08 BRIDGE DECK DRAIN
B23 BRIDGE DECK DRAIN
1-6'X5' RCB
B19 BRIDGE DECK DRAIN
B18 BRIDGE DECK DRAIN
B24 BRIDGE DECK DRAIN
B22 BRIDGE DECK DRAIN
NORTHPARK DR
℄ NORTHPARK
LOOP 494
ANDERSON RD
EXIST ROW
PROP ROW
UPRR ROW
24" RCP
30" RCP
42" RCP
25+00
30+00
35+00
40+00
B14 TY AZR INLET STA. 24+30.12, 43.20' LT TG EL=95.99 FL=72.65(N/S)
B15 TY AZR INLET STA. 24+30.00, 43.20' RT TG EL=95.99 FL=72.78(N)
JB-17 JCT BOX SPL STA. 26+80.20, 56.02' LT RIM EL=80.88 FL=69.40(W/E/S) FL=69.36(N)
JB-08 PB 5X6 STA. 23+32.71, 55.23' LT RIM EL=83.93 FL=69.69(W/E) FL=72.19(N)
JACK OR BORE 213LF 84" STEEL PIPE (E80 LOADING)
Area of conflict
C02 TYPE C INLET (1 EXT) STA. 29+82.72, 86.550' RT TC EL=81.90 FL=69.92(E/S)
C06 TYPE C INLET (2 EXT) STA. 30+75.21, 86.50' LT TC EL=79.76 FL=69.73(N/W)
C10 TYPE C INLET(1 EXT) STA. 31+85.70, 86.50' RT TC EL=78.95 FL=71.07(N) FL=72.26(E)
C13 TYPE C INLET(2 EXT) STA. 32+99.75, 86.50' RT TC EL=78.17 FL=72.43(W)
SEE SHEET DRAINAGE PLAN & PROFILE
LOOP 494 FOR ADDITIONAL INFORMATION
STATE OF TEXAS
FREDERICK J. SIGNORELLI
123290
LICENSED PROFESSIONAL ENGINEER
3/10/22
SCALE 1" = 100' -H 1" = 10' -V
NO. REVISIONS BY DATE
EHRA
HNTB
CITY OF HOUSTON
HOUSTON PUBLIC WORKS
NORTHPARK DRIVE
DRAINAGE PLAN
NORTHPARK DRIVE
STA 23+25 TO STA 33+25
SHEET 3 OF 10
DESIGNED: FED. RD. DIV. No. 6 STATE TEXAS CITY OF HOUSTON SEE TITLE SHEET HIGHWAY No. CS
CHECKED:
DRAWN:
CHECKED:
STATE DISTRICT HOU COUNTY MONTGOMERY CONTROL No. 0912 SECTION No. 37 JOB No. 232 SHEET No. 317
3/10/2022 1:56:36 PM
P:\151-071-04\PROJECT\TISE\65885 Northpark Drive Overpass Project\Design and Engineering\03 EHRA\04 Drainage\07 Sheet DGN\DPS03A.dgn



EquipmentWatch.

www.equipmentwatch.com

All prices shown in US dollars ($)

Rental Rate Blue Book®

July 7, 2025

Ford F-150 SSV 4X4 GAS
Light Duty Trucks

Size Class:
2
Weight:
N/A

Configuration for F-150 SSV 4X4 GAS

Power Mode	**Gasoline**	Wheelbase	**145.4 Inches**
Model Trim	**SSV**	Gross Vehicle Weight Rating	**7050 Pounds**

Blue Book Rates

** FHWA Rate is equal to the monthly ownership cost divided by 176 plus the hourly estimated operating cost.

	Ownership Costs				Estimated Operating Costs	FHWA Rate**
	Monthly	**Weekly**	**Daily**	**Hourly**	**Hourly**	**Hourly**
Published Rates	USD $3,415.00	USD $955.00	USD $240.00	USD $36.00	USD $13.06	USD $32.46
Adjustments						
Region (100%)	-	-	-	-		
Model Year (2023: 98.54%)	(USD $49.82)	(USD $13.93)	(USD $3.50)	(USD $0.53)		
Adjusted Hourly Ownership Cost (100%)	-	-	-	-		
Hourly Operating Cost (100%)					-	
Total:	**USD $3,365.18**	**USD $941.07**	**USD $236.50**	**USD $35.47**	**USD $13.06**	**USD $32.18**

Non-Active Use Rates	**Hourly**
Standby Rate	USD $11.56
Idling Rate	USD $22.88

Rate Element Allocation

Element	Percentage	Value
Depreciation (ownership)	27.46%	USD $937.73/mo
Overhaul (ownership)	39.54%	USD $1,350.18/mo
CFC (ownership)	16.42%	USD $560.60/mo
Indirect (ownership)	16.59%	USD $566.50/mo
Fuel (operating) @ USD 3.17	28.79%	USD $3.76/hr

Revised Date: 3rd quarter 2025

These are the most accurate rates for the selected Revision Date(s). However, due to more frequent online updates, these rates may not match Rental Rate Blue Book® Print. Visit the Cost Recovery Product Guide on our Help page for more information.

The equipment represented in this report has been exclusively prepared for (bids@harperbro.com)

All material herein © 2003-2025 Randall-Reilly All rights reserved.

EquipmentWatch.

www.equipmentwatch.com

All prices shown in US dollars ($)

Rental Rate Blue Book®

July 7, 2025

Volvo EC380E
Crawler Mounted Hydraulic Excavators

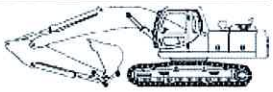

Size Class:
40.5 - 50.4 mt
Weight:
N/A

Configuration for EC380E

Horsepower	**302.0 hp**	Operating Weight	**94738.0 lbs**
Power Mode	**Diesel**		

Blue Book Rates

** FHWA Rate is equal to the monthly ownership cost divided by 176 plus the hourly estimated operating cost.

	Ownership Costs				Estimated Operating Costs	FHWA Rate**
	Monthly	**Weekly**	**Daily**	**Hourly**	**Hourly**	**Hourly**
Published Rates	USD $15,600.00	USD $4,370.00	USD $1,095.00	USD $165.00	USD $52.29	USD $140.93
Adjustments						
Region (100%)	-	-	-	-		
Model Year (2025: 100%)	-	-	-	-		
Adjusted Hourly Ownership Cost (100%)	-	-	-	-		
Hourly Operating Cost (100%)					-	
Total:	**USD $15,600.00**	**USD $4,370.00**	**USD $1,095.00**	**USD $165.00**	**USD $52.29**	**USD $140.93**

Non-Active Use Rates	**Hourly**
Standby Rate	USD $51.01
Idling Rate	USD $108.93

Rate Element Allocation

Element	**Percentage**	**Value**
Depreciation (ownership)	31.52%	USD $4,917.89/mo
Overhaul (ownership)	42.45%	USD $6,622.37/mo
CFC (ownership)	16.09%	USD $2,510.49/mo
Indirect (ownership)	9.93%	USD $1,549.25/mo
Fuel (operating) @ USD 3.54	38.8%	USD $20.29/hr

Revised Date: 3rd quarter 2025

These are the most accurate rates for the selected Revision Date(s). However, due to more frequent online updates, these rates may not match Rental Rate Blue Book® Print. Visit the Cost Recovery Product Guide on our Help page for more information.

The equipment represented in this report has been exclusively prepared for (bids@harperbro.com)

All material herein © 2003-2025 Randall-Reilly All rights reserved.

EquipmentWatch.

www.equipmentwatch.com

All prices shown in US Dollars ($)

Rental Rate Blue Book®

August 15, 2023

Volvo L90H
4-Wd Articulated Wheel Loaders

Size Class:
175 - 199 hp
Weight:
N/A

Configuration for L90H

Bucket Capacity	**2.7 - 9.2 cu yd**	Horsepower	**184.0 hp**
Operator Protection	**ROPS/FOPS**	Power Mode	**Diesel**

Blue Book Rates

** FHWA Rate is equal to the monthly ownership cost divided by 176 plus the hourly estimated operating cost.

	Ownership Costs				Estimated Operating Costs	FHWA Rate**
	Monthly	**Weekly**	**Daily**	**Hourly**	**Hourly**	**Hourly**
Published Rates	USD $8,805.00	USD $2,465.00	USD $615.00	USD $92.00	USD $32.33	USD $82.36
Adjustments						
Region (Texas: 100.4%)	USD $35.22	USD $9.86	USD $2.46	USD $0.37		
Model Year (2023: 100%)	-	-	-	-		
Adjusted Hourly Ownership Cost (100%)	-	-	-	-		
Hourly Operating Cost (100%)					-	
Total:	**USD $8,840.22**	**USD $2,474.86**	**USD $617.46**	**USD $92.37**	**USD $32.33**	**USD $82.56**

Non-Active Use Rates	**Hourly**
Standby Rate	USD $25.11
Idling Rate	USD $63.53

Rate Element Allocation

Element	**Percentage**	**Value**
Depreciation (ownership)	38%	USD $3,345.90/mo
Overhaul (ownership)	34%	USD $2,993.70/mo
CFC (ownership)	17%	USD $1,496.85/mo
Indirect (ownership)	11%	USD $968.55/mo
Fuel (operating) @ USD 3.88	41.14%	USD $13.30/hr

Revised Date: 3rd quarter 2023

These are the most accurate rates for the selected Revision Date(s). However, due to more frequent online updates, these rates may not match Rental Rate Blue Book Print. Visit the Cost Recovery Product Guide on our Help page for more information.

The equipment represented in this report has been exclusively prepared for JOE HARPER (bids@harperbro.com)

All material herein © 2023-2023 Rowbell Pacific. All rights reserved. Page 1 of 1

EquipmentWatch.

www.equipmentwatch.com

All prices shown in US dollars ($)

Rental Rate Blue Book®

July 7, 2025

Hitachi ZAXIS 135US-7
Crawler Mounted Hydraulic Excavators

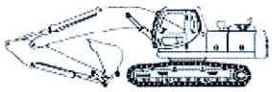

Size Class:
14.5 - 16.4 mt
Weight:
N/A

Configuration for ZAXIS 135US-7

Bucket Capacity	**0.6 cu yd**	Horsepower	**100 hp**
Operating Weight	**31973 lbs**	Power Mode	**Diesel**

Blue Book Rates

** FHWA Rate is equal to the monthly ownership cost divided by 176 plus the hourly estimated operating cost.

	Ownership Costs				Estimated Operating Costs	FHWA Rate**
	Monthly	**Weekly**	**Daily**	**Hourly**	**Hourly**	**Hourly**
Published Rates	USD $12,360.00	USD $3,460.00	USD $865.00	USD $130.00	USD $31.80	USD $102.03
Adjustments						
Region (100%)	-	-	-	-		
Model Year (2025: 100%)	-	-	-	-		
Adjusted Hourly Ownership Cost (100%)	-	-	-	-		
Hourly Operating Cost (100%)					-	
Total:	**USD $12,360.00**	**USD $3,460.00**	**USD $865.00**	**USD $130.00**	**USD $31.80**	**USD $102.03**

Non-Active Use Rates	**Hourly**
Standby Rate	USD $40.42
Idling Rate	USD $76.95

Rate Element Allocation

Element	**Percentage**	**Value**
Depreciation (ownership)	31.52%	USD $3,896.48/mo
Overhaul (ownership)	42.45%	USD $5,246.95/mo
CFC (ownership)	16.09%	USD $1,989.08/mo
Indirect (ownership)	9.93%	USD $1,227.48/mo
Fuel (operating) @ USD 3.54	21.13%	USD $6.72/hr

Revised Date: 3rd quarter 2025

These are the most accurate rates for the selected Revision Date(s). However, due to more frequent online updates, these rates may not match Rental Rate Blue Book® Print. Visit the Cost Recovery Product Guide on our Help page for more information.

The equipment represented in this report has been exclusively prepared for (bids@harperbro.com)

All material herein © 2003-2025 Randall-Reilly All rights reserved.

CO #13

Item 02: Offsite Drainage Connections to Northpark Storm Sewer

HARPER BROTHERS
CONSTRUCTION

HOUSTON
654 N. Sam Houston Pkwy East
Suite 330
Houston, TX 77060

SAN ANTONIO
11550 IH 10 West
Suite 100
San Antonio, TX 78230

August 24, 2026

COBB, FENDLEY & ASSOCIATES
4424 W Sam Houston Parkway N, Suite 600
Houston, Texas 77041

Reference:

Lake Houston Redevelopment Authority Northpark
Drive Overpass Project (T-1013)
COH WBS No.: N-T10000-001-3
TxDOT CSJ: 0912-37-232
County: Montgomery
Subject: Proposed CO pricing - Offsite Drainage Tie into Northpark Trunkline

Attention:

Thomas A. Artz, PE
Senior Construction Manager

Dear Sir:

Please see the attached request for change order associated with the tie in of off site drainage into the Northpark storm sewer trunkline for the following locations:

Warren's Southern Gardens - 1675 Northpark Dr
Millennium Motors – 1415 Northpark Dr.

Should you have questions or need additional information please let me know.

Sincerely,

Josh Laney

Project Manager
Harper Brothers Construction

Description		Unit Price	Unit	Qty.	Total Hours		Cost		Cost Summary
Offsite Drainage - Warren's and Millennium									
HBC Labor									
HBC Underground Crew (04/13/2026)	$	27.50	HR	7	10.0	$	1,925.00		
HBC Underground Crew (04/14/2026)	$	27.50	HR	7	10.0	$	1,925.00		
HBC Underground Crew (04/15/2026)	$	27.50	HR	7	5.0	$	962.50		
Sub-total Labor						$	4,812.50		
55% Labor Burden						$	2,646.88		
10% Labor Markup						$	481.25		
Total Labor								**$**	**7,940.63**
HBC Equipment									
Foreman Truck	$	32.18	HR	1.00	25.0	$	804.50		
Hitachi 135 Excavator	$	102.03	HR	1.00	18.0	$	1,836.54		
Volvo L90H Loader	$	82.56	HR	1.00	18.0	$	1,486.08		
Sub-total Equipment						$	4,127.12		
10% Equipment Markup						$	412.71		
Total Equipment								**$**	**4,539.83**
HBC Material									
12X20 FT PVC 240 BE PIPE	$	22.00	EA	80.00		$	1,760.00		
12 PVC DWV MLD HXH 45 ELL	$	475.00	EA	8.00		$	3,800.00		
TYPE S SCP MORTAR MIX 80 # BAG	$	10.03	BAG	3.00		$	30.09		
Sub-total Material						$	5,590.09		
10% Material Markup						$	559.01		
Total Material								**$**	**6,149.10**
Subcontractor									
						$	-		
Sub-total Subcontractor						$	-		
10% Subcontractor Markup						$	-		
Total Subcontractor								**$**	**-**
Subtotal								**$**	**18,629.56**
5% Profit								**$**	**931.48**
1% Bond								**$**	**195.61**
Offsite Drainage - Warren's and Millennium								**$**	**19,756.64**

Offsite Drainage - Warren's and Millennium	**2.00**	**EA**			
Labor			$	7,940.63	$ 3,970.31
Equipment			$	4,539.83	$ 2,269.92
Material			$	6,149.10	$ 3,074.55
Subcontract			$	-	$ -
Profit			$	931.48	$ 465.74
Bond			$	195.61	$ 97.81
			$	**19,756.64**	**$ 9,878.32**

Millennium Motors – 1415 Northpark Dr.
Work Performed on 4/13/2026

Warren's Southern Gardens - 1675 Northpark Dr
Work Performed on 4/14/2026



Warren's Southern Gardens - 1675 Northpark Dr
Work Performed on 4/15/2026



EquipmentWatch.

www.equipmentwatch.com

All prices shown in US dollars ($)

Rental Rate Blue Book®

July 7, 2025

Hitachi ZAXIS 135US-7
Crawler Mounted Hydraulic Excavators

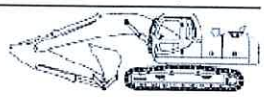

Size Class:
14.5 - 16.4 mt
Weight:
N/A

Configuration for ZAXIS 135US-7

Bucket Capacity	**0.6 cu yd**	Horsepower	**100 hp**
Operating Weight	**31973 lbs**	Power Mode	**Diesel**

Blue Book Rates

** FHWA Rate is equal to the monthly ownership cost divided by 176 plus the hourly estimated operating cost.

	Ownership Costs				Estimated Operating Costs	FHWA Rate**
	Monthly	Weekly	Daily	Hourly	Hourly	Hourly
Published Rates	USD $12,360.00	USD $3,460.00	USD $865.00	USD $130.00	USD $31.80	USD $102.03
Adjustments						
Region (100%)	-	-	-	-		
Model Year (2025: 100%)	-	-	-	-		
Adjusted Hourly Ownership Cost (100%)	-	-	-	-		
Hourly Operating Cost (100%)					-	
Total:	**USD $12,360.00**	**USD $3,460.00**	**USD $865.00**	**USD $130.00**	**USD $31.80**	**USD $102.03**

Non-Active Use Rates

	Hourly
Standby Rate	USD $40.42
Idling Rate	USD $76.95

Rate Element Allocation

Element	Percentage	Value
Depreciation (ownership)	31.52%	USD $3,896.48/mo
Overhaul (ownership)	42.45%	USD $5,246.95/mo
CFC (ownership)	16.09%	USD $1,989.08/mo
Indirect (ownership)	9.93%	USD $1,227.48/mo
Fuel (operating) @ USD 3.54	21.13%	USD $6.72/hr

Revised Date: 3rd quarter 2025

These are the most accurate rates for the selected Revision Date(s). However, due to more frequent online updates, these rates may not match Rental Rate Blue Book® Print. Visit the Cost Recovery Product Guide on our Help page for more information.

The equipment represented in this report has been exclusively prepared for (bids@harperbro.com)

All material herein © 2003-2025 Randall-Reilly All rights reserved.

EquipmentWatch.

www.equipmentwatch.com

All prices shown in US dollars ($)

Rental Rate Blue Book®

July 7, 2025

Ford F-150 SSV 4X4 GAS
Light Duty Trucks

Size Class:
2
Weight:
N/A

Configuration for F-150 SSV 4X4 GAS

Power Mode	**Gasoline**	Wheelbase	**145.4 Inches**
Model Trim	**SSV**	Gross Vehicle Weight Rating	**7050 Pounds**

Blue Book Rates

** FHWA Rate is equal to the monthly ownership cost divided by 176 plus the hourly estimated operating cost.

	Ownership Costs				Estimated Operating Costs	FHWA Rate**
	Monthly	Weekly	Daily	Hourly	Hourly	Hourly
Published Rates	USD $3,415.00	USD $955.00	USD $240.00	USD $36.00	USD $13.06	USD $32.46
Adjustments						
Region (100%)	-	-	-	-		
Model Year (2023: 98.54%)	(USD $49.82)	(USD $13.93)	(USD $3.50)	(USD $0.53)		
Adjusted Hourly Ownership Cost (100%)	-	-	-	-		
Hourly Operating Cost (100%)					-	
Total:	**USD $3,365.18**	**USD $941.07**	**USD $236.50**	**USD $35.47**	**USD $13.06**	**USD $32.18**

Non-Active Use Rates

	Hourly
Standby Rate	USD $11.56
Idling Rate	USD $22.88

Rate Element Allocation

Element	Percentage	Value
Depreciation (ownership)	27.46%	USD $937.73/mo
Overhaul (ownership)	39.54%	USD $1,350.18/mo
CFC (ownership)	16.42%	USD $560.60/mo
Indirect (ownership)	16.59%	USD $566.50/mo
Fuel (operating) @ USD 3.17	28.79%	USD $3.76/hr

Revised Date: 3rd quarter 2025

These are the most accurate rates for the selected Revision Date(s). However, due to more frequent online updates, these rates may not match Rental Rate Blue Book® Print. Visit the Cost Recovery Product Guide on our Help page for more information.

The equipment represented in this report has been exclusively prepared for (bids@harperbro.com)

All material herein © 2003-2025 Randall-Reilly All rights reserved.

EquipmentWatch

www.equipmentwatch.com

All prices shown in US Dollars ($)

Rental Rate Blue Book®

August 15, 2023

Volvo L90H
4-Wd Articulated Wheel Loaders

Size Class:
175 - 199 hp
Weight:
N/A

Configuration for L90H

Bucket Capacity	**2.7 - 9.2 cu yd**	Horsepower	**184.0 hp**
Operator Protection	**ROPS/FOPS**	Power Mode	**Diesel**

Blue Book Rates

** FHWA Rate is equal to the monthly ownership cost divided by 176 plus the hourly estimated operating cost.

	Ownership Costs				Estimated Operating Costs	FHWA Rate**
	Monthly	Weekly	Daily	Hourly	Hourly	Hourly
Published Rates	USD $8,805.00	USD $2,465.00	USD $615.00	USD $92.00	USD $32.33	USD $82.36
Adjustments						
Region (Texas: 100.4%)	USD $35.22	USD $9.86	USD $2.46	USD $0.37		
Model Year (2023: 100%)	-	-	-	-		
Adjusted Hourly Ownership Cost (100%)	-	-	-	-		
Hourly Operating Cost (100%)					-	
Total:	**USD $8,840.22**	**USD $2,474.86**	**USD $617.46**	**USD $92.37**	**USD $32.33**	**USD $82.56**

Non-Active Use Rates	Hourly
Standby Rate	USD $25.11
Idling Rate	USD $63.53

Rate Element Allocation

Element	Percentage	Value
Depreciation (ownership)	38%	USD $3,345.90/mo
Overhaul (ownership)	34%	USD $2,993.70/mo
CFC (ownership)	17%	USD $1,496.85/mo
Indirect (ownership)	11%	USD $968.55/mo
Fuel (operating) @ USD 3.88	41.14%	USD $13.30/hr

Revised Date: 3rd quarter 2023

These are the most accurate rates for the selected Revision Date(s). However, due to more frequent online updates, these rates may not match Rental Rate Blue Book Print. Visit the Cost Recovery Product Guide on our Help page for more information.

The equipment represented in this report has been exclusively prepared for JOE HARPER (bids@harperbro.com)

All material herein © 2003-2023 Randall-Reilly All rights reserved.

FERGUSON®
WATERWORKS
15711 EASTEX FREEWAY
DELIVERIES MADE ON BENDER ROAD
HUMBLE, TX 77396-0000

Please contact with Questions: 713-675-2211

INVOICE NUMBER	TOTAL DUE	CUSTOMER	PAGE
1303218	$6,489.53	45359	1 of 1

PLEASE REFER TO INVOICE NUMBER WHEN MAKING PAYMENT AND REMIT TO:

FERGUSON WATERWORKS #1105
PO BOX 676414
DALLAS, TX 75267-6414

MASTER ACCOUNT NUMBER: 533878

SHIP TO:

HARPER BROTHERS CONSTRUCTN LLC
700 NORTHPARK DRIVE
NORTHPARK DRIVE OVERPASS PROJE
KINGWOOD, TX 77339

HARPER BROTHERS CONSTRUCTN LLC
654 N SAM HOUSTON PKWY E #330
2215 NORTHPARK DRIVE OVERPASS
HOUSTON, TX 77060

SHIP WHSE.	SELL WHSE.	TAX CODE	CUSTOMER ORDER NUMBER	SALESMAN	JOB NAME	INVOICE DATE	BATCH
2939	2939	TXE	221500	CMH	2215 NORTHPARK DRIVE OVERPASS	04/13/26	IO 80834

ORDERED	SHIPPED	ITEM NUMBER	DESCRIPTION	UNIT PRICE	UM	AMOUNT
~~1~~	~~1~~	~~P80SBLK~~	~~2-1/2X2 PVC S80 SXS BUSH~~	~~25.670~~	~~EA~~	~~25.67~~
~~4~~	~~4~~	~~P80SMAL~~	~~2-1/2 PVC S80 SXM ADPT~~	~~32.400~~	~~EA~~	~~129.60~~
~~1~~	~~1~~	~~S875025~~	~~2-1/2 PVC S80 SXSXS WYE~~	~~38.670~~	~~EA~~	~~38.67~~
~~2~~	~~2~~	~~PFX31L~~	~~LF 2-1/2 BRS 125# THRD SWG CHK VLV~~	~~264.840~~	~~EA~~	~~529.68~~
8	8	PDWVMH412	12 PVC DWV MLD HXH 45 ELL	475.000	EA	3800.00
~~1~~	~~1~~	~~S42102130295031~~	~~2 TOP BLT COUP 2.13-2.95~~	~~175.820~~	~~EA~~	~~175.82~~
80	80	P40BEP1220	12X20 FT PVC S40 BE PIPE $22.00 PER LF	2200.000	C	1760.00
3	3	H20101	TYPE S SCP MORTAR MIX 80 # BAG	10.030	EA	30.09
			INVOICE SUB-TOTAL			**6489.53**

****

LEAD LAW WARNING: IT IS ILLEGAL TO INSTALL PRODUCTS THAT ARE NOT "LEAD FREE" IN ACCORDANCE WITH US FEDERAL OR OTHER APPLICABLE LAW IN POTABLE WATER SYSTEMS ANTICIPATED FOR HUMAN CONSUMPTION. PRODUCTS WITH *NP IN THE DESCRIPTION ARE NOT LEAD FREE AND CAN ONLY BE INSTALLED IN NON-POTABLE APPLICATIONS. BUYER IS SOLELY RESPONSIBLE FOR PRODUCT SELECTION.

Remit to Change: Please make note of the updated remit to address above

Instead of paying by check, consider going to *Ferguson.com/billpay* to learn about our free, secure, and convenient online payment platform. Here you can find copies of invoices, pay online, and enroll in our new auto-pay solution!

TERMS: **NET 10TH PROX** **ORIGINAL INVOICE** **TOTAL DUE** **$6,489.53**

All past due amounts are subject to a service charge of 1.5% per month, or the maximum allowed by law, if lower. If Buyer fails to pay within terms, then in addition to other remedies, Buyer agrees to pay Seller all costs of collection, including reasonable attorney fees. Complete terms and conditions are available upon request or at https://www.ferguson.com/content/website-info/terms-of-sale, incorporated by reference. Seller may convert checks to ACH.

CO #13

Item 03: Mermaid Car Wash Force Main Connection Point Installation

HARPER BROTHERS
CONSTRUCTION

HOUSTON
654 N. Sam Houston Pkwy East
Suite 330
Houston, TX 77060

SAN ANTONIO
11550 IH 10 West
Suite 100
San Antonio, TX 78230

August 24, 2026

COBB, FENDLEY & ASSOCIATES
4424 W Sam Houston Parkway N, Suite 600
Houston, Texas 77041

Reference:

Lake Houston Redevelopment Authority Northpark
Drive Overpass Project (T-1013)
COH WBS No.: N-T10000-001-3
TxDOT CSJ: 0912-37-232
County: Montgomery
Subject: Proposed CO pricing - Mermaid Car Wash Tie-in to Force Main

Attention:

Thomas A. Artz, PE
Senior Construction Manager

Dear Sir:

Please see the attached request for change order associated with the tie in of the Mermaid Car Wash grey water system to the 2 ½" Force Main.

Should you have questions or need additional information please let me know.

Sincerely,

Josh Laney

Project Manager
Harper Brothers Construction

Description	Unit Price	Unit	Qty.	Total Hours	Cost	Cost Summary
Mermaid Car Wash Grey Water Tie in to Sanitary Force Main						
HBC Labor						
HBCUnderground Crew (Foreman and 6 guys)	$ 27.50	HR	7	8.0	$ 1,540.00	
Sub-total Labor					$ 1,540.00	
55% Labor Burden					$ 847.00	
10% Labor Markup					$ 154.00	
Total Labor						**$ 4,081.00**
HBC Equipment						
Foreman Truck	$ 32.18	hr	1.00	8.0	$ 257.44	
Hitachi 135 Excavator	$ 102.03	hr	1.00	8.0	$ 816.24	
Sub-total Equipment					$ 1,073.68	
10% Equipment Markup					$ 107.37	
Total Equipment						**$ 1,181.05**
HBC Material						
2-1/2X2 PVC S80 SXS BUSH	$ 25.67	EA	1.00		$ 25.67	
2-1/2X2 PVC S80 SXM ADPT	$ 32.40	EA	4.00		$ 129.60	
2-1/2X2 PVC S80 SXSXS WYE	$ 38.67	EA	1.00		$ 38.67	
LF 2-1/2 BRS 125# THRD SWG CHK VLV	$ 264.84	EA	2.00		$ 529.68	
2 TOP BLT COUP 2.13-2.95	$ 175.82	EA	1.00		$ 175.82	
Sub-total Material					$ 899.44	
10% Material Markup					$ 89.94	
Total Material						**$ 989.38**
Subcontractor						
					$ -	
Sub-total Subcontractor					$ -	
10% Subcontractor Markup					$ -	
Total Subcontractor						**$ -**
Subtotal						**$ 6,251.43**
5% Profit						**$ 312.57**
1% Bond						**$ 65.64**
Mermaid Car Wash Grey Water Tie in to Sanitary Force Main						**$ 6,629.64**

EquipmentWatch.

www.equipmentwatch.com

All prices shown in US dollars ($)

Rental Rate Blue Book®

July 7, 2025

Ford F-150 SSV 4X4 GAS
Light Duty Trucks

Size Class:
2
Weight:
N/A

Configuration for F-150 SSV 4X4 GAS

Power Mode	**Gasoline**	Wheelbase	**145.4 Inches**
Model Trim	**SSV**	Gross Vehicle Weight Rating	**7050 Pounds**

Blue Book Rates

** FHWA Rate is equal to the monthly ownership cost divided by 176 plus the hourly estimated operating cost.

	Ownership Costs				Estimated Operating Costs	FHWA Rate**
	Monthly	**Weekly**	**Daily**	**Hourly**	**Hourly**	**Hourly**
Published Rates	USD $3,415.00	USD $955.00	USD $240.00	USD $36.00	USD $13.06	USD $32.46
Adjustments						
Region (100%)	-	-	-	-		
Model Year (2023: 98.54%)	(USD $49.82)	(USD $13.93)	(USD $3.50)	(USD $0.53)		
Adjusted Hourly Ownership Cost (100%)	-	-	-	-		
Hourly Operating Cost (100%)					-	
Total:	**USD $3,365.18**	**USD $941.07**	**USD $236.50**	**USD $35.47**	**USD $13.06**	**USD $32.18**

Non-Active Use Rates

	Hourly
Standby Rate	USD $11.56
Idling Rate	USD $22.88

Rate Element Allocation

Element	**Percentage**	**Value**
Depreciation (ownership)	27.46%	USD $937.73/mo
Overhaul (ownership)	39.54%	USD $1,350.18/mo
CFC (ownership)	16.42%	USD $560.60/mo
Indirect (ownership)	16.59%	USD $566.50/mo
Fuel (operating) @ USD 3.17	28.79%	USD $3.76/hr

Revised Date: 3rd quarter 2025

These are the most accurate rates for the selected Revision Date(s). However, due to more frequent online updates, these rates may not match Rental Rate Blue Book® Print. Visit the Cost Recovery Product Guide on our Help page for more information.

The equipment represented in this report has been exclusively prepared for (bids@harperbro.com)

All material herein © 2003-2025 Randall-Reilly All rights reserved.

EquipmentWatch.

www.equipmentwatch.com

All prices shown in US dollars ($)

Rental Rate Blue Book®

July 7, 2025

Hitachi ZAXIS 135US-7
Crawler Mounted Hydraulic Excavators

Size Class:
14.5 - 16.4 mt
Weight:
N/A

Configuration for ZAXIS 135US-7

Bucket Capacity	**0.6 cu yd**	Horsepower	**100 hp**
Operating Weight	**31973 lbs**	Power Mode	**Diesel**

Blue Book Rates

** FHWA Rate is equal to the monthly ownership cost divided by 176 plus the hourly estimated operating cost.

	Ownership Costs				Estimated Operating Costs	FHWA Rate**
	Monthly	**Weekly**	**Daily**	**Hourly**	**Hourly**	**Hourly**
Published Rates	USD $12,360.00	USD $3,460.00	USD $865.00	USD $130.00	USD $31.80	USD $102.03
Adjustments						
Region (100%)	-	-	-	-		
Model Year (2025: 100%)	-	-	-	-		
Adjusted Hourly Ownership Cost (100%)	-	-	-	-		
Hourly Operating Cost (100%)					-	
Total:	**USD $12,360.00**	**USD $3,460.00**	**USD $865.00**	**USD $130.00**	**USD $31.80**	**USD $102.03**

Non-Active Use Rates

	Hourly
Standby Rate	USD $40.42
Idling Rate	USD $76.95

Rate Element Allocation

Element	Percentage	Value
Depreciation (ownership)	31.52%	USD $3,896.48/mo
Overhaul (ownership)	42.45%	USD $5,246.95/mo
CFC (ownership)	16.09%	USD $1,989.08/mo
Indirect (ownership)	9.93%	USD $1,227.48/mo
Fuel (operating) @ USD 3.54	21.13%	USD $6.72/hr

Revised Date: 3rd quarter 2025

These are the most accurate rates for the selected Revision Date(s). However, due to more frequent online updates, these rates may not match Rental Rate Blue Book® Print. Visit the Cost Recovery Product Guide on our Help page for more information.

The equipment represented in this report has been exclusively prepared for (bids@harperbro.com)

All material herein © 2003-2025 Randall-Reilly All rights reserved.

FERGUSON®
WATERWORKS
15711 EASTEX FREEWAY
DELIVERIES MADE ON BENDER ROAD
HUMBLE, TX 77396-0000

Please contact with Questions: 713-675-2211

INVOICE NUMBER	TOTAL DUE	CUSTOMER	PAGE
1303218	$6,489.53	45359	1 of 1

PLEASE REFER TO INVOICE NUMBER WHEN MAKING PAYMENT AND REMIT TO:

FERGUSON WATERWORKS #1105
PO BOX 676414
DALLAS, TX 75267-6414

MASTER ACCOUNT NUMBER: 533878

SHIP TO:

HARPER BROTHERS CONSTRUCTN LLC
700 NORTHPARK DRIVE
NORTHPARK DRIVE OVERPASS PROJE
KINGWOOD, TX 77339

HARPER BROTHERS CONSTRUCTN LLC
654 N SAM HOUSTON PKWY E #330
2215 NORTHPARK DRIVE OVERPASS
HOUSTON, TX 77060

SHIP WHSE.	SELL WHSE.	TAX CODE	CUSTOMER ORDER NUMBER	SALESMAN	JOB NAME	INVOICE DATE	BATCH
2939	2939	TXE	221500	CMH	2215 NORTHPARK DRIVE OVERPASS	04/13/26	IO 80834

ORDERED	SHIPPED	ITEM NUMBER	DESCRIPTION	UNIT PRICE	UM	AMOUNT
1	1	P80SBLK	2-1/2X2 PVC S80 SXS BUSH	25.670	EA	25.67
4	4	P80SMAL	2-1/2 PVC S80 SXM ADPT	32.400	EA	129.60
1	1	S875025	2-1/2 PVC S80 SXSXS WYE	38.670	EA	38.67
2	2	PFX31L	LF 2-1/2 BRS 125# THRD SWG CHK VLV	264.840	EA	529.68
~~8~~	~~8~~	~~PDWVMH412~~	~~12 PVC DWV MLD HXH 45 ELL~~	~~475.000~~	~~EA~~	~~3800.00~~
1	1	S42102130295031	2 TOP BLT COUP 2.13-2.95	175.820	EA	175.82
~~80~~	~~80~~	~~P40DEP1220~~	~~12X20 FT PVC S40 BE PIPE~~	~~2200.000~~	~~C~~	~~1760.00~~
			$22.00 PER LF			
~~3~~	~~3~~	~~H20101~~	~~TYPE S SCP MORTAR MIX 80 # BAG~~	~~10.000~~	~~EA~~	~~30.00~~
			INVOICE SUB-TOTAL			**6489.53**

****

LEAD LAW WARNING: IT IS ILLEGAL TO INSTALL PRODUCTS THAT ARE NOT "LEAD FREE" IN ACCORDANCE WITH US FEDERAL OR OTHER APPLICABLE LAW IN POTABLE WATER SYSTEMS ANTICIPATED FOR HUMAN CONSUMPTION. PRODUCTS WITH *NP IN THE DESCRIPTION ARE NOT LEAD FREE AND CAN ONLY BE INSTALLED IN NON-POTABLE APPLICATIONS. BUYER IS SOLELY RESPONSIBLE FOR PRODUCT SELECTION.

Remit to Change: Please make note of the updated remit to address above

Instead of paying by check, consider going to *Ferguson.com/billpay* to learn about our free, secure, and convenient online payment platform. Here you can find copies of invoices, pay online, and enroll in our new auto-pay solution!

TERMS: **NET 10TH PROX** **ORIGINAL INVOICE** **TOTAL DUE** **$6,489.53**

All past due amounts are subject to a service charge of 1.5% per month, or the maximum allowed by law, if lower. If Buyer fails to pay within terms, then in addition to other remedies, Buyer agrees to pay Seller all costs of collection, including reasonable attorney fees. Complete terms and conditions are available upon request or at https://www.ferguson.com/content/website-info/terms-of-sale, incorporated by reference. Seller may convert checks to ACH.

CO #13

Reduction of Bid Item Quantities

Item 4 WM 09 1.5" – 2" Water Tap and Service Long Side

Item 5 WM 23 1.5" Diameter Water Meter

TAB

NINE

MEMO

September 8, 2026

To: Brett McLeod, P.E.
Grady Mapes, P.E.
Thien Nguyen
Angela Leach-Jayroe
Rachel Whitaker

From: Terri Dedhia
Environmental Supervisor Advanced Project Development

Subject: Environmental Review for Early Acquisition
Montgomery County
Northpark Drive: From Russell Palmer to Harris County Line
CSJ: 0912-37-245

As per 43 TAC §2.131, Advanced Project Development has completed the environmental review of the below properties for the purpose of advanced acquisition of right-of-way. The parcels do not have known hazardous material contamination. The parcels do not involve any publicly owned 4(f) properties and/or historic resources. The environmental due diligence will be documented in the Categorical Exclusion and associated technical reports. You may proceed with Advanced Acquisition, as per House Bill 2646 (85th Texas Legislature (2017)), on the following parcels:

Parcel and Parcel ID	Map
See Attached Exhibit A	See Attached Exhibit B

If you have any questions, please contact Elizabeth Moreau, Environmental Project Planner, at (713) 802-5223.

Exhibit A

File Number	Parcel	TxDOT Connect Parcel ID	Property Owner	County
AY25-155	Tract 27	P00080774	MCFADDEN PROPERTIES	Montgomery
AY25-154	Tract 26	P00080774	NORTHPARK FUEL DEPOT LLC	Montgomery
AY25-185	Tract 28	P00080775	BRITTANY SUZANNE COLE, JAMES FRANCIS COLE AND MARLA COLE, INDEPENDENT ADMINISTRATOR OF THE ESTATE OF JIM ROSS COLE, JR. (SUBJECT TO REQUIREMENTS)	Montgomery
AY25-186	Tract 29	P00080777	BRITTANY SUZANNE COLE, JAMES FRANCIS COLE AND MARLA COLE, INDEPENDENT ADMINISTRATOR OF THE ESTATE OF JIM ROSS COLE, JR. (SUBJECT TO REQUIREMENTS)	Montgomery
AY25-156	Tract 30	P00080779	WOODRIDGE MUD	Montgomery
AY25-187	Tract 31	P00080780	RICHTER FAMILY LIMITED PARTNERSHIP	Montgomery
AY25-157	Tract 32	P00080782	HAVEN AT KINGWOOD LLC, A DELAWARE LIMITED LIABILITY COMPANY	Montgomery
AY25--166	Tract 42	P00080783	PARKWOOD BAPTIST CHURCH HOUSTON, TEXAS, A TEXAS NON-PROFIT CORPORATION	Montgomery
AY25-167	Tract 43	P00080784	MCCRAVEN-LOVE SMITH -PROPERTIES LLC, A NORTH	Montgomery

			CAROLINA LIMITED LIABILITY COMPANY	
AY25-168	Tract 44	P00080785	SUSAN MAJESKI ROBERTS, MICHAEL P. SHANNON, BYRAN D. QUINN, KATHY GAY GREENFIELD, SUSAN MAE ROBERTS, INDEPENDENT EXECUTRIX OF THE ESTATE OF ALICE HOOK, DECEASED, DANIEL THOMAS KLOVENSKY	Montgomery
AY25-169	Tract 45	P00080786	KENSINGER PROPERTIES LIMITED, A TEXAS LIMITED PARTNERSHIP	Montgomery
AY25-168	Tract 46	P00080787	SUSAN MAJESKI ROBERTS, MICHAEL P. SHANNON, BYRAN D. QUINN, KATHY GAY GREENFIELD, SUSAN MAE ROBERTS, INDEPENDENT EXECUTRIX OF THE ESTATE OF ALICE HOOK, DECEASED, DANIEL THOMAS KLOVENSKY	Montgomery
AY25-170	Tract 47	P00080788	KARL EDWARD OPPERMANN, JR. (SUBJECT TO REQUIREMENT)	Montgomery
AY25-171	Tract 48	P00080789	CLAY HOLDINGS LLC, A TEXAS LIMITED LIABILITY COMPANY (SUBJECT TO REQUIREMENTS)	Montgomery
AY25-172	Tract 49	P00080790	SOHA LE FLEUR LLC, A TEXAS LIMITED LIABILITY COMPANY	Montgomery

			(SUBJECT TO REQUIREMENTS)	
AY25-173	Tract 50	P00080791	KING'S RANCH, INC., A TEXAS CORPORATION AND HARRIS COUNTY UD #3	Montgomery
AY25-174	Tract 51	P00080792	WOODLAND HILLS TRAIL ASSOCIATION, A NON-PROFIT CORPORATION	Montgomery

Exhibit B

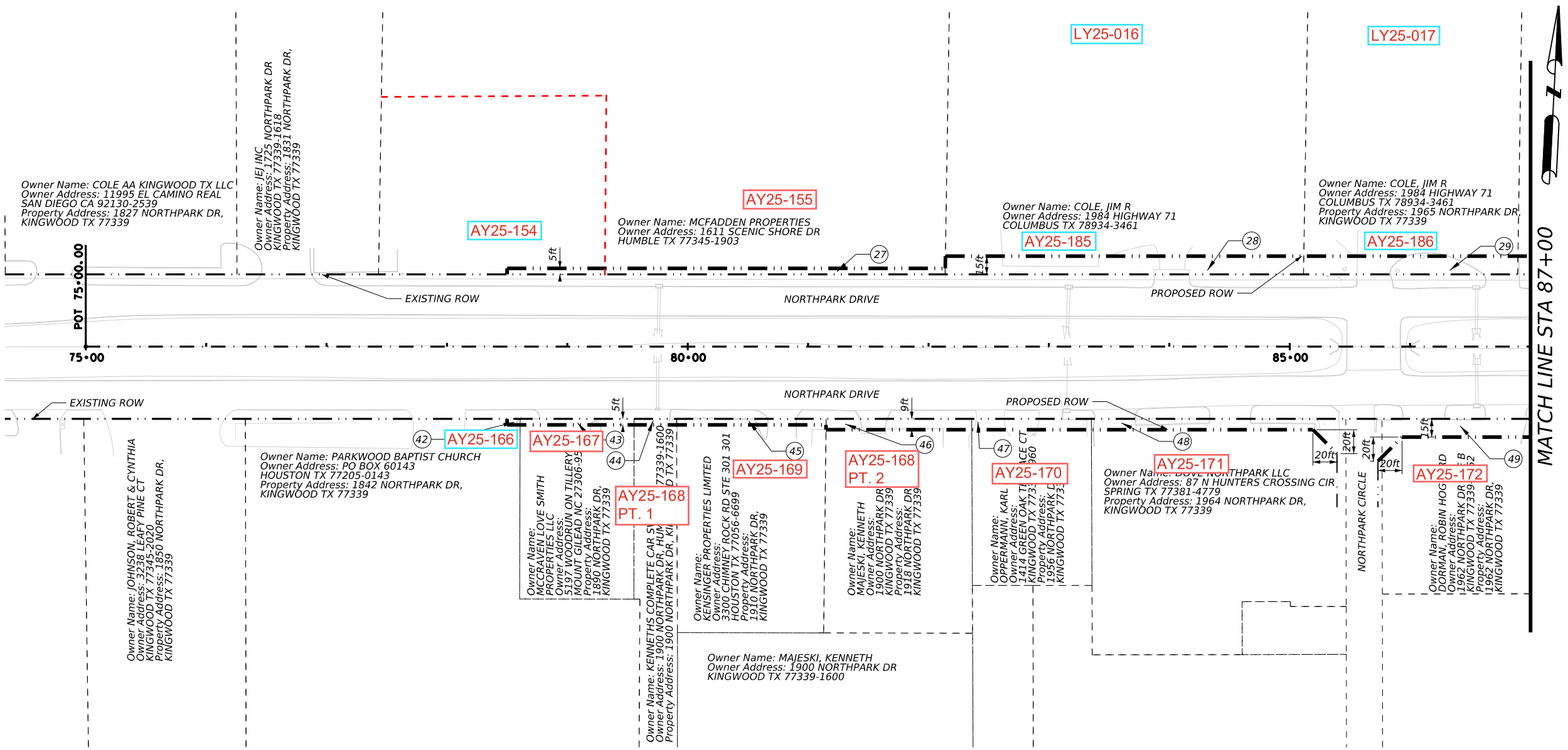

PRELIMINARY
SUBJECT TO CHANGE

NO.	REVISIONS	BY	DATE

HNTB
HNTB Corporation
The HNTB Companies
Infrastructure Solutions
Firm Registration Number 420

LHRA
LAKE HOUSTON REDEVELOPMENT AUTHORITY & TIRZ 10
c/o HUNTON ANDREWS KURTH LLP
600 TRAVIS, SUITE 4200
HOUSTON, TX 77002

Texas Department of Transportation

NORTHPARK DRIVE

EXISTING AND PROPOSED RIGHT-OF-WAY

DESIGNED:	FED. RD. DIV. No.	STATE	CITY OF HOUSTON WBS			HIGHWAY No.
CHECKED:	6	TEXAS	SEE TITLE SHEET			CS
DRAWN:	STATE DISTRICT	COUNTY	CONTROL No.	SECTION No.	JOB No.	SHEET No.
CHECKED:	HOU	MONTGOMERY	0912	37	245, ETC	01

$DATE$ $TIME$ $FILEL$

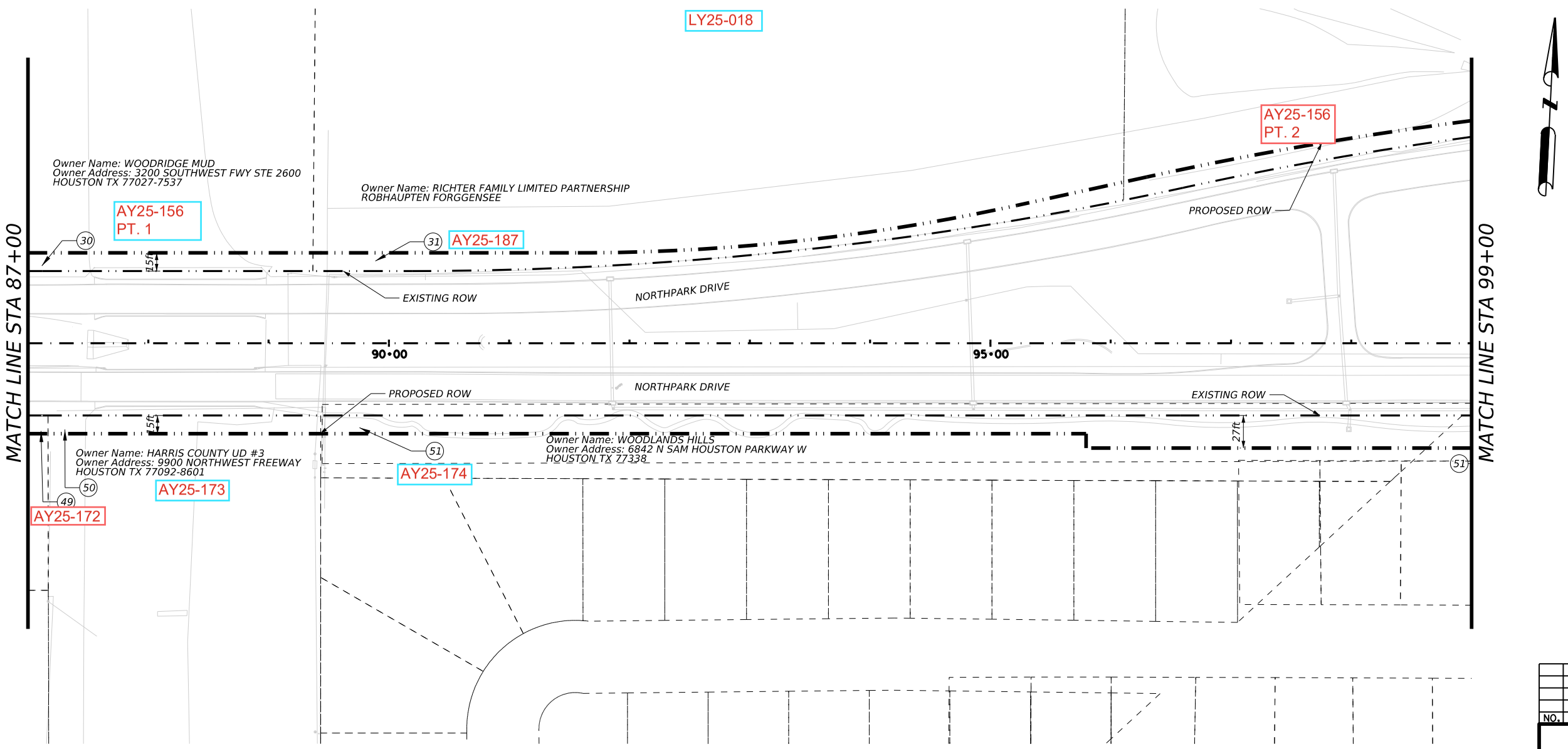

LEGEND

EXIST ROW

PROP ROW

PARCEL LIMITS

0' 50' 100'

SCALE : 1"=100'-H

PRELIMINARY
SUBJECT TO CHANGE

NO.	REVISIONS	BY	DATE

HNTB

HNTB Corporation
The HNTB Companies
Infrastructure Solutions
Firm Registration Number 420

LHRA

LAKE HOUSTON REDEVELOPMENT AUTHORITY & TIRZ 10
c/o HUNTON ANDREWS KURTH LLP
600 TRAVIS, SUITE 4200
HOUSTON, TX 77002

Texas Department of Transportation

NORTHPARK DRIVE

EXISTING AND PROPOSED RIGHT-OF-WAY

DESIGNED:	FED. RD. DIV. No.	STATE	CITY OF HOUSTON WBS			HIGHWAY No.	
CHECKED:	6	TEXAS	SEE TITLE SHEET			CS	
DRAWN:	STATE DISTRICT	COUNTY	CONTROL No.	SECTION No.	JOB No.	SHEET No.	
CHECKED:	HOU	MONTGOMERY	0912	37	245, ETC	02	

$FILEL$

$DATE$ $TIME$

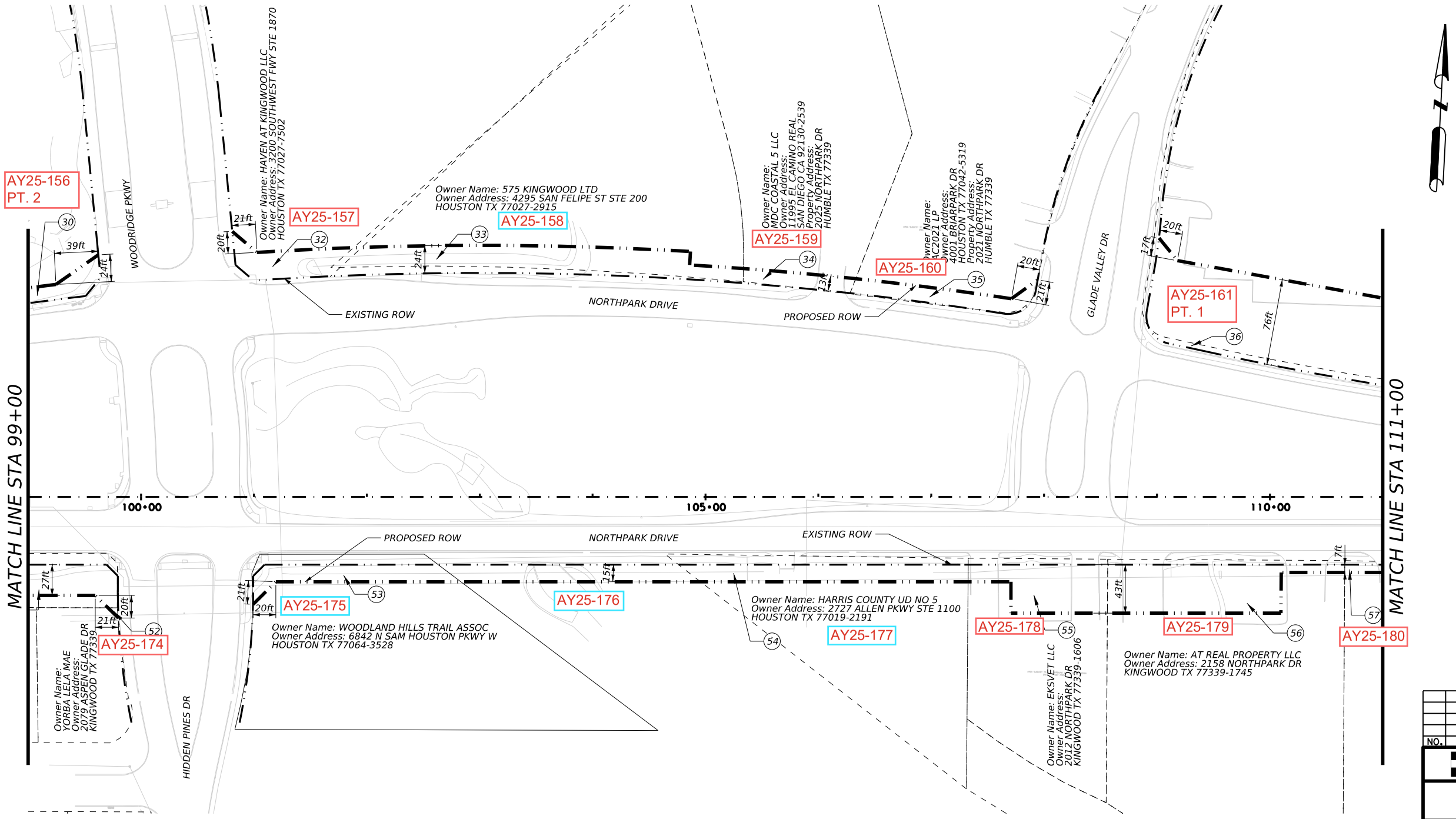

PRELIMINARY
SUBJECT TO CHANGE

NO.	REVISIONS	BY	DATE

HNTB
HNTB Corporation
The HNTB Companies
Infrastructure Solutions
Firm Registration Number 420

LHRA
LAKE HOUSTON REDEVELOPMENT AUTHORITY & TIRZ 10
c/o HUNTON ANDREWS KURTH LLP
600 TRAVIS, SUITE 4200
HOUSTON, TX 77002

Texas Department of Transportation

NORTHPARK DRIVE

EXISTING AND PROPOSED
RIGHT-OF-WAY

DESIGNED:	FED. RD. DIV. No.	STATE	CITY OF HOUSTON WBS			HIGHWAY No.	
CHECKED:	6	TEXAS	SEE TITLE SHEET			CS	
DRAWN:	STATE DISTRICT	COUNTY	CONTROL No.	SECTION No.	JOB No.	SHEET No.	
CHECKED:	HOU	MONTGOMERY	0912	37	245, ETC	03	

$DATE$ $TIME$ $FILEL$

SINGLE SHEET OF PLAIN

COLORED PAPER

MEMO

September 8, 2026

To: Brett McLeod, P.E.
Grady Mapes, P.E.
Thien Nguyen
Angela Leach-Jayroe
Rachel Whitaker

From: Terri Dedhia
Environmental Supervisor Advanced Project Development

Subject: Environmental Review for Early Acquisition
Harris County
Northpark Drive: From Montgomery County Line to Woodlands Hill Drive
CSJ: 0912-72-618

As per 43 TAC §2.131, Advanced Project Development has completed the environmental review of the below properties for the purpose of advanced acquisition of right-of-way. The parcels do not have known hazardous material contamination. The parcels do not involve any publicly owned 4(f) properties and/or historic resources. The environmental due diligence will be documented in the Categorical Exclusion and associated technical reports. You may proceed with Advanced Acquisition, as per House Bill 2646 (85th Texas Legislature (2017)), on the following parcels:

Parcel and Parcel ID	Map
See Attached Exhibit A	See Attached Exhibit B

If you have any questions, please contact Elizabeth Moreau, Environmental Project Planner, at (713) 802-5223.

Exhibit A

File Number	Parcel	TxDOT Connect Parcel ID	Property Owner	County
AY25-158	Tract 33	P00097800	FRIENDSWOOD DEVELOPMENT COMPANY AND KING RANCH, INC; AND 575 KINGWOOD LTD (SUBJECT TO REQUIREMENT)	Harris
AY25-159	Tract 34	P00098778	MDC COASTAL 5 LLC, A DELAWARE LIMITED LIABILTY COMPANY	Harris
AY25-160	Tract 35	P00098779	JAC2021 LP, A TEXAS LIMITED PARTNERSHIP	Harris
AY25-161	Tract 36	P00098780	WAL-MART REAL ESTATE BUSINESS TRUST, A DELAWARE TRUST	Harris
AY25-162	Tract 37	P00098781	I AND J PROPERTIES INC (SUBJECT TO REQUIREMENTS)	Harris
AY25-163	Tract 38	P00098782	OLD VINE NORTHPARK LLP, A COLORADO LIMITED	Harris

			LIABILITY PARTNERSHIP	
AY25-164	Tract 39	P00098783	SPRING PARTNERS RETAIL LLC, A DELAWARE LIMITED LIABILITY COMPANY	Harris
AY25-165	Tract 40 & 41	P00098784	SHERWOOD-ELM GROVE TRAIL ASSOCIATION, A NON-PROFIT CORPORATION	Harris
AY25-174	Tract 52	P00098785	WOODLAND HILLS TRAIL ASSOCIATION, A NON-PROFIT CORPORATION (SUBJECT TO REQUIREMENTS)	Harris
AY25-175	Tract 53	P00098786	WOODLANDS HILLS TRAIL ASSOCIATION, A NON-PROFIT CORPORATION	Harris
AY25-176	Tract 54 (HCFCD)	P00098787	HARRIS COUNTY FLOOD CONTROL DISTRICT	Harris
AY25-177	Tract 54 (HC MUD 5)	P00098788	HARRIS COUNTY UD NO 5	Harris
AY25-178	Tract 55	P00098789	SRISHA PROPERTIES LLC, A TEXAS LIMITED LIABILITY	Harris

			COMPANY (SUBJECT TO REQUIREMENTS)	
AY25-179	Tract 56	P00098790	AT REAL PROPERTY LLC D/B/A AT REAL PROPERTY - 2158 NORTHPARK	Harris
AY25-180	Tract 57	P00098791	MCDONALD'S CORPORATION, A DELAWARE CORPORATION (SUBJECT TO REQUIREMENTS)	Harris
AY25-181	Tract 58	P00098792	BFS RETAIL & COMMERCIAL OPERATIONS LLC, A DELAWARE LIMITED LIABILITY COMPANY	Harris
AY25-182	Tract 59	P00098793	2218 NORTHPARK DRIVE LLC, A TEXAS LIMITED LIABILITY COMPANY	Harris
AY25-183	Tract 60	P00098794	SHAMROCK ADVENTURE XIX LTD., A TEXAS LIMITED PARTNERSHIP	Harris
AY25-184	Tract 61	P00098795	SPEEDY STOP FOOD STORES LTD, A	Harris

			TEXAS LIMITED PARTNERSHIP	

Exhibit B

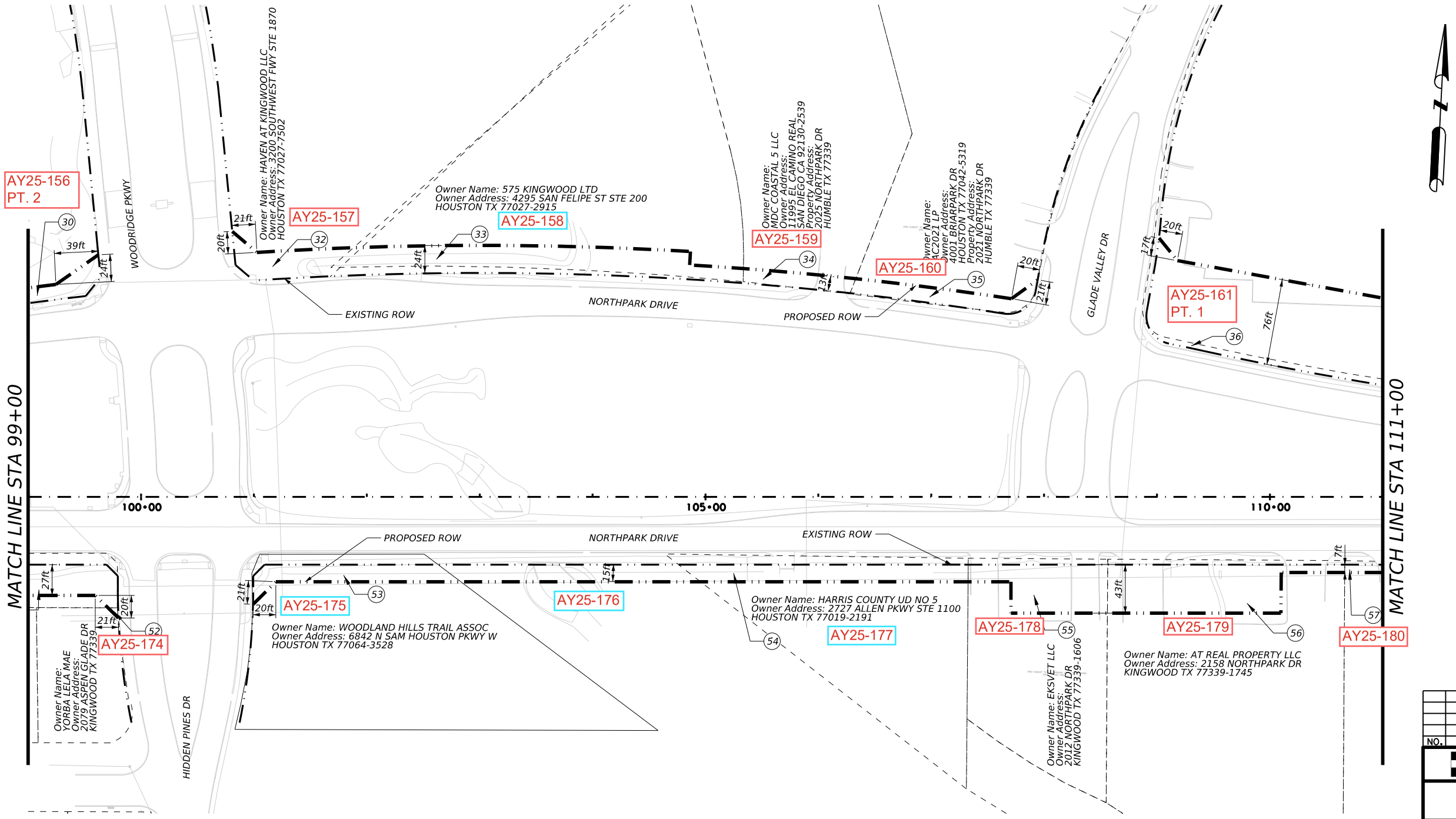

LEGEND

EXIST ROW

PROP ROW

PARCEL LIMITS

0' 50' 100'

SCALE : 1"=100'-H

PRELIMINARY
SUBJECT TO CHANGE

NO.	REVISIONS	BY	DATE

HNTB

HNTB Corporation
The HNTB Companies
Infrastructure Solutions
Firm Registration Number 420

LHRA

LAKE HOUSTON REDEVELOPMENT AUTHORITY & TIRZ 10
c/o HUNTON ANDREWS KURTH LLP
600 TRAVIS, SUITE 4200
HOUSTON, TX 77002

Texas Department of Transportation

NORTHPARK DRIVE

EXISTING AND PROPOSED RIGHT-OF-WAY

DESIGNED:	FED. RD. DIV. No.	STATE	CITY OF HOUSTON WBS			HIGHWAY No.	
CHECKED:	6	TEXAS	SEE TITLE SHEET			CS	
DRAWN:	STATE DISTRICT	COUNTY	CONTROL No.	SECTION No.	JOB No.	SHEET No.	
CHECKED:	HOU	MONTGOMERY	0912	37	245, ETC	03	

$DATE$ $TIME$ $FILEL$

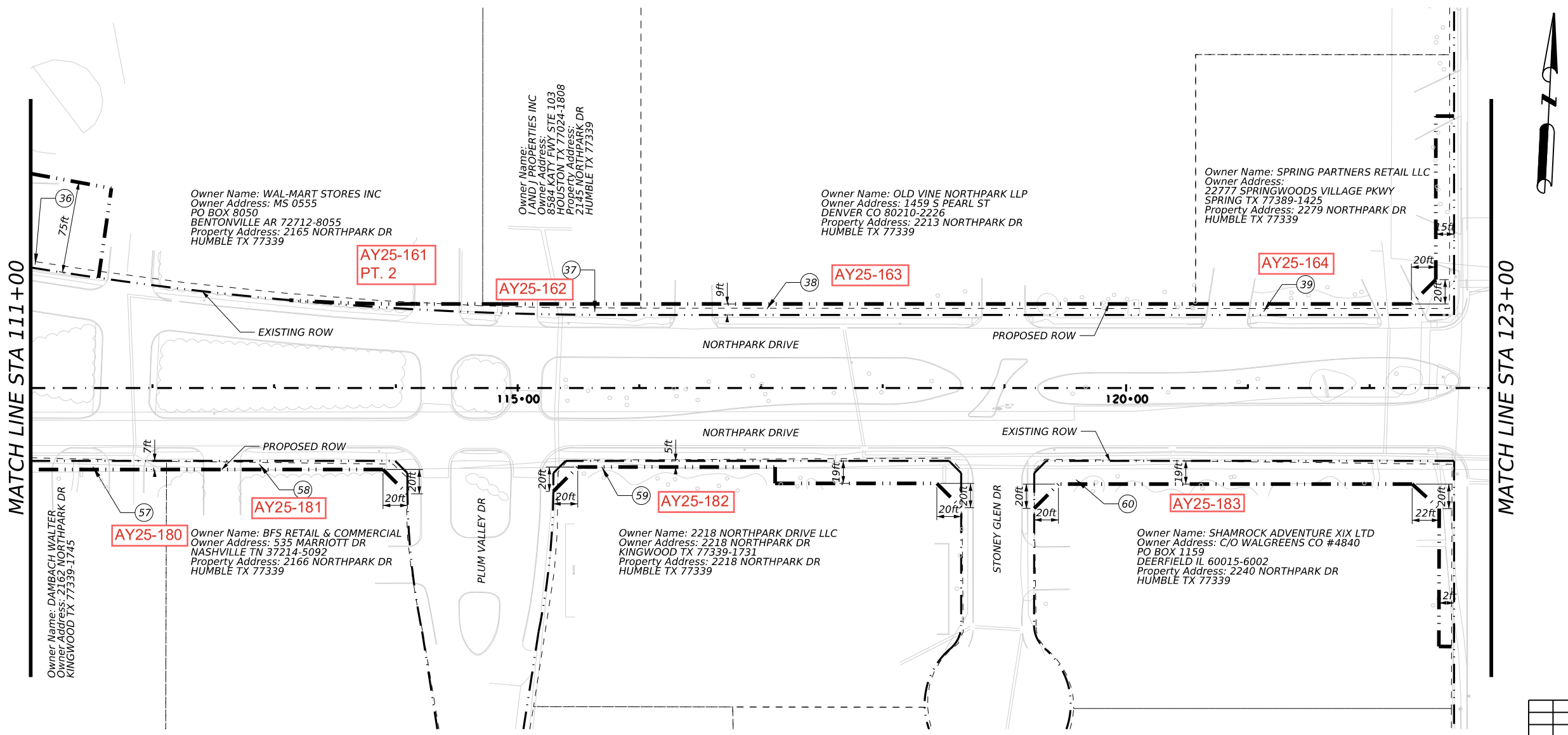

PRELIMINARY
SUBJECT TO CHANGE

NO.	REVISIONS	BY	DATE

HNTB
HNTB Corporation
The HNTB Companies
Infrastructure Solutions
Firm Registration Number 420

LHRA
LAKE HOUSTON REDEVELOPMENT AUTHORITY & TIRZ 10
c/o HUNTON ANDREWS KURTH LLP
600 TRAVIS, SUITE 4200
HOUSTON, TX 77002

Texas Department of Transportation

NORTHPARK DRIVE

EXISTING AND PROPOSED
RIGHT-OF-WAY

DESIGNED:	FED. RD. DIV. No.	STATE	CITY OF HOUSTON WBS			HIGHWAY No.
CHECKED:	6	TEXAS	SEE TITLE SHEET			CS
DRAWN:	STATE DISTRICT	COUNTY	CONTROL No.	SECTION No.	JOB No.	SHEET No.
CHECKED:	HOU	MONTGOMERY	0912	37	245, ETC	04

$DATE$ $TIME$ $FILEL$

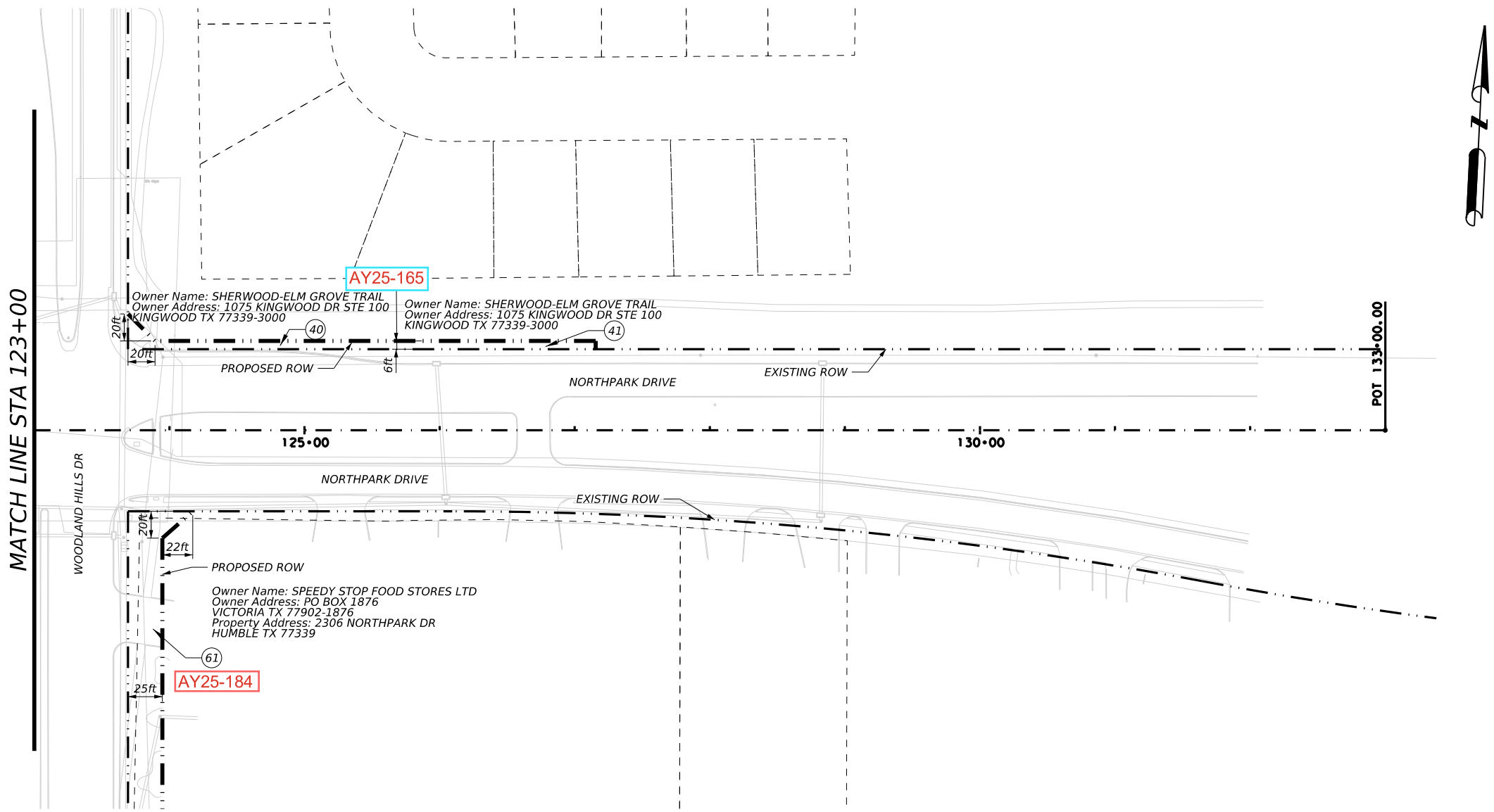

PRELIMINARY
SUBJECT TO CHANGE

NO.	REVISIONS	BY	DATE

HNTB
HNTB Corporation
The HNTB Companies
Infrastructure Solutions
Firm Registration Number 420

LAKE HOUSTON REDEVELOPMENT AUTHORITY & TIRZ 10
c/o HUNTON ANDREWS KURTH LLP
600 TRAVIS, SUITE 4200
HOUSTON, TX 77002

Texas Department of Transportation

NORTHPARK DRIVE

EXISTING AND PROPOSED RIGHT-OF-WAY

DESIGNED:	FED. RD. DIV. NO.	STATE	CITY OF HOUSTON WBS			HIGHWAY NO.
CHECKED:	6	TEXAS	SEE TITLE SHEET			CS
DRAWN:	STATE DISTRICT	COUNTY	CONTROL No.	SECTION No.	JOB No.	SHEET No.
CHECKED:	HOU	MONTGOMERY	0912	37	245, ETC	05

$DATE$ $TIME$ $FILEL$